



August 31, 2012

The Honorable Mike Jacobs
Chair, Metropolitan Atlanta Rapid Transit Overview Committee
614 Coverdell Legislative Office Building
18 Capitol Square
Atlanta, GA 303034

Dear Representative Jacobs:

MARTA is pleased to present our annual Report to the Metropolitan Atlanta Rapid Transit Overview Committee (MARTOC), which has been prepared in accordance with the requirements established by Section 14A and 17G of the MARTA Act. This report contains information pertaining to the 2012 Fiscal Year, which covers the period from July 1, 2011 to June 30, 2012.

As in the past two years, we have included information concerning contracts of \$50,000 or more, as well as consultant contracts, that identifies contract terms, funding sources and the amount actually expended through June 30, 2012. In the section listing employee salaries there is also a breakdown of those items contained within the total compensation amount.


During Fiscal Year 2012, MARTA continued to meet the financial challenges brought about by a weakened economy and decreased revenue from the sales tax. For the fifth consecutive year, there were no annual salary increases for employees and employees' medical contributions were raised. MARTA continues to strive to achieve a sustainable budget that will maintain a sufficient level of reserves. As part of that effort, the Authority broadened the scope of its annual legislatively mandated management audit and a systematic operational assessment by KPMG LLP is currently underway. The purpose of this comprehensive organizational review is to support the Authority's priorities, to reposition itself to achieve future financial sustainability, increased customer growth and satisfaction.

MARTA worked closely with its jurisdictional partners and State agencies to develop the transportation plan contained in the July 2012 referendum. As part of that plan, MARTA was to receive \$600 million in funds for various State of Good Repair capital projects. Unfortunately, the failure of the referendum again left the region without a comprehensive plan to expand transportation alternatives. Despite such setbacks, the Authority remains steadfast in its pledge to continue to be the region's premiere transit provider. MARTA remains committed to providing key leadership and staff expertise to support the continuation of the important work underway to develop a governance and funding plan for the region.

As required by the MARTA Act, verified copies of this report will be filed with MARTOC, the presiding officers of the State Senate and State House of Representatives, and the State Auditor, as well as the governing authorities of each county and the largest municipality in the area served by MARTA. It will be properly advertised, will be available at MARTA's principal office for public inspection, and will be posted on the Authority's website.

As Chair of the Board and General Manager / Chief Executive Officer of MARTA, we verify the contents of this report to be as accurate and complete as reasonably possible and in compliance with our understanding of the requirements of the above mentioned legislation. We have made every attempt to provide comprehensive information within this document. Should any additional information or clarification be required, please do not hesitate to contact us at 404/848-5313.

Sincerely,



Frederick L. Daniels, Jr.
Chair, Board of Directors



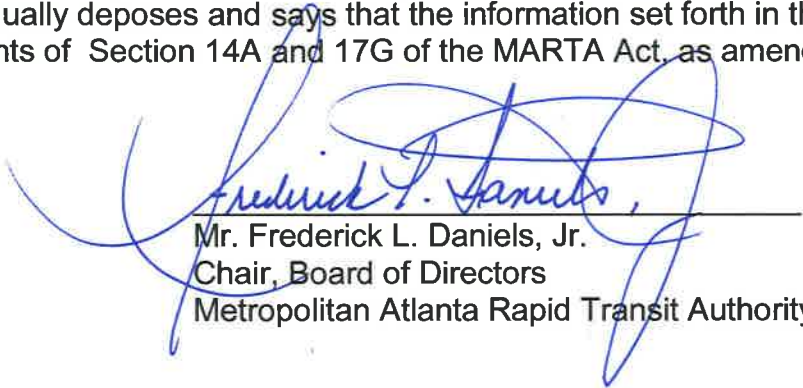
Beverly A. Scott, Ph.D.
General Manager/CEO

cc: Members, Metropolitan Atlanta Rapid Transit Overview Committee
Governor, State of Georgia
Lieutenant Governor, State of Georgia
Speaker, Georgia House of Representatives
Auditor, State of Georgia
Mayor, City of Atlanta
Members, Atlanta City Council
CEO, DeKalb County
Members, DeKalb County Board of Commissioners
Chair, Fulton County Board of Commissioners
Members, Fulton County Board of Commissioners

REPORT VERIFICATION


Personally appeared before me, the undersigned authority duly authorized to administer oaths, MR. FREDERICK L. DANIELS, JR., Chair, Board of Directors of the Metropolitan Atlanta Rapid Transit Authority, and BEVERLY A. SCOTT, Ph.D., General Manager/Chief Executive Officer, each of whom on oath individually deposes and says that the information set forth in the foregoing attached statement submitted pursuant to the requirements of Section 14A and 17G of the MARTA Act, as amended, is true and correct to the best of their knowledge and belief.

As to **MR. FREDERICK L. DANIELS, JR.:**




Mr. Frederick L. Daniels, Jr.
Chair, Board of Directors
Metropolitan Atlanta Rapid Transit Authority

Sworn to and subscribed before me this
27th day of August, 2012.



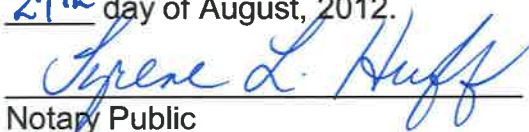
Notary Public

As to **BEVERLY A. SCOTT, Ph.D.:**



Beverly A. Scott, Ph.D.
General Manager/CEO
Metropolitan Atlanta Rapid Transit Authority

Sworn to and subscribed before me this
27th day of August, 2012.



Notary Public

TYRENE L. HUFF
NOTARY PUBLIC, FULTON COUNTY, GEORGIA
MY COMMISSION EXPIRES APRIL 28, 2014

METROPOLITAN ATLANTA RAPID TRANSIT AUTHORITY

FINANCIAL STATEMENTS

OPERATING AND CAPITAL CONSOLIDATED FINANCIAL STATEMENT

This report reflects a consolidated summary of the Statement of Operating Revenues and Expenses and the Statement of Capital Sources and Expenditures. This report is unaudited. Please see the following page for details on the referenced statements.

STATEMENT OF OPERATING REVENUES AND EXPENSES

This report includes all revenue and expenses that are considered operating items per the MARTA ACT. This report does not include any year-end reclassifications or adjustments that are routine to any year-end close-out. In addition, this report does not include any possible recommended adjustments from the external auditors; it is unaudited. This report is not meant to serve as MARTA's official financial statements. MARTA financial statements are prepared in accordance with Generally Accepted Accounting Principles. The referenced financial statements will be audited by an independent accounting firm and will be available in hard copy by November 15, 2012.

STATEMENT OF CAPITAL SOURCES AND EXPENDITURES

This report reflects all sources of funds available to cover capital expenditures for fiscal year 2012. It also details all capital expenditures, bond debt and related bond costs covered under the sources of funds. This report does not include any year-end reclassifications or adjustments that are routine to any year-end close-out. In addition, this report does not include any possible recommended adjustments from the external auditors; it is unaudited. This report is not meant to serve as MARTA's official financial statements. MARTA financial statements are prepared in accordance with Generally Accepted Accounting Principles. The referenced financial statements will be audited by an independent accounting firm and will be available in hard copy by November 15, 2012.

Metropolitan Atlanta Rapid Transit Authority
Operating and Capital Consolidated Financial Statement
June 30, 2012
(Unaudited)

Operating Revenue	\$ 405,976,000
Capital Funding	372,817,000
Total Operating Revenue and Capital Funding	<u>\$ 778,793,000</u>
Operating Expenses	\$ 405,847,000
Capital Expenditures	372,012,000
Total Operating Expenses and Capital Expenditures	<u>\$ 777,859,000</u>

Metropolitan Atlanta Rapid Transit Authority
Statement of Operating Revenues and Expenses
June 30, 2012
(Unaudited)

Revenues:

Operating Sales Tax	\$ 196,330,000
Passenger Revenue	130,463,000
Station Parking	2,198,000
Lease Income	11,857,000
Federal Assistance	53,347,000
Other Operating Revenue	11,781,000

Total Operating Revenues

\$ 405,976,000

Expenses:

Salaries	227,537,000
Benefits	120,894,000
Contractual Services	26,815,000
Materials & Supplies	41,653,000
Other Operating Expenses	19,558,804
Casualty & Liability	8,461,082
Other Non-Operating/ Misc	2,179,114
Inventory Adjustments	6,043,000
Expense Allocated to Capital Projects	(47,294,000)

Total Operating Expenses

\$ 405,847,000

**Metropolitan Atlanta Rapid Transit Authority
Statement of Capital Sources and Expenditures
June 30, 2012
(Unaudited)**

Capital Sources:

FY13 Beginning Capital Balance	\$	91,587,000
50% Sales Tax		167,833,000
Financing Baseline Program		32,000,000
Investment & Other Income		541,000
Federal Capital Assistance		78,775,000
State Capital Grants		2,081,000

Total Capital Sources

\$ 372,817,000

Capital Expenditures:

Capital Programs		
Safety Critical	\$	91,002,000
Regulatory Requirements		27,668,000
System Enhancements		79,871,000
System Expansion		6,645,000
State of Good Repair		25,239,000

Total Capital Programs

\$ 230,425,000

Bond Debt and Other Bond Costs

\$ 141,587,000

Total Expenditures

\$ 372,012,000

**METROPOLITAN ATLANTA RAPID
TRANSIT AUTHORITY
PROCUREMENT CONTRACTS
\$50,000 OR MORE ENTERED INTO BY
MARTA**

The listing includes procurement contracts for equipment and supplies, services and construction entered into by MARTA with a contract value of \$50,000 or more (excluding Consultant Contracts). Procurement contracts valued \$100,000 or more were approved by the Board of Directors.

**METROPOLITAN ATLANTA RAPID TRANSIT AUTHORITY
PROCUREMENT CONTRACTS
\$50,000 OR MORE ENTERED INTO BY MARTA
(JULY 1, 2011 THROUGH JUNE 30, 2012)**

OWNER	PAYEE	PURPOSE	DESCRIPTION	ORIGINAL AUTHORIZED AMOUNT	AMOUNT PAID TO DATE	TERM	BUDGET SOURCE
Finance	ACCESS SECURITY PARKING INTEGRATED SOLUTIONS, LLC.	Maintenance of Parking Control Equipment	This contract provides for all inspection, maintenance and repairs required to support the MARTA parking system.	\$70,484.00	\$46,288.00	1 Year	Local Operating
Technology	ADCAP NETWORK SYSTEMS, INC.	Annual Hardware and Software Maintenance for Cisco Equipment	This contract provides maintenance and support for network components for data communications between the MARTA headquarters data center and ancillary facilities.	\$420,781.71	\$0.00	3 Year	Local Operating
Rail Operations	ADVANCED DISPOSAL SERVICES	Refuse Removal Services	This contract provides refuse removal services for the Authority's Maintenance Facilities, rail stations, bus garages, administration buildings and storerooms located throughout the MARTA system.	\$568,746.00	\$132,550.75	3 Years w/2 (1) Year Options	Local Operating
Rail Operations	ALSTOM SIGNALING, INC.	Procurement of an Overview Display for the Rail Services Control Center Disaster Recovery Center	This contract provides an overview display for the RSCC Backup Control Center for the Department of Rail Operations.	\$96,982.00	\$0.00	150 Days	Local Capital
Police	APOLLO VIDEO TECHNOLOGY	Video Security Camera System Upgrades	The contract provides for the design and installation of Vehicle Security Camera Systems on the Authority's bus and rail vehicles.	\$15,295,668.00	\$404,299.80	3 Years	Local Capital
Rail Operations	ARCHER WESTERN CONSTRUCTION, LLC	Buckhead Station Addition of North Entrance and Pedestrian Bridge	The contract provides for the construction of a new concourse and entrance at the north end of the station and pedestrian bridges spanning GA 400.	\$18,282,529.00	\$1,061,839.55	600 Days	Federal/Local Capital with contribution from City of Atlanta, Buckhead CID, and SRTA

**METROPOLITAN ATLANTA RAPID TRANSIT AUTHORITY
PROCUREMENT CONTRACTS
\$50,000 OR MORE ENTERED INTO BY MARTA
(JULY 1, 2011 THROUGH JUNE 30, 2012)**

OWNER	PAYEE	PURPOSE	DESCRIPTION	ORIGINAL AUTHORIZED AMOUNT	AMOUNT PAID TO DATE	TERM	BUDGET SOURCE
Rail Operations	ARS MECHANICAL, LLC.	HVAC Services for MARTA Headquarters Complex	This contract provides preventive maintenance and repair services for the heating, ventilating, air-conditioning, water treatment and digital control systems for the MARTA Headquarters Complex.	\$514,980.00	\$103,968.13	2 Years w/3 (1) Year Options	Local Operating
Finance	ASK-INNTAG, LLC.	Breeze Cards	This contract furnishes MARTA contactless Smart Card fare media.	\$1,476,000.00	\$1,203,760.00	2 Months	Local Operating
Rail Operations	ASSET WORKS	FA Suite Enterprise Asset Management Systems	This contract provides for the upgrade and procurement of Assetworks modules, maintenance support and professional services. This upgrade will ensure compliance with the FTA state of good repair guidelines.	\$492,753.00	\$0.00	1 year	Federal
Technology	AT&T	Voice and Data Telecommunication Services	This contract provides central office-grade dial services and dedicated internet access for a period of 4 years.	\$6,853,080.00	\$426,886.48	2 Years w2(1) Year Options	Local Operating
Contracts Procurement and Materials	AT&T NATIONAL ACCOUNTS	Authority Wide Wireless Communication Device Contract	This contract provides for wireless devices used to facilitate communications for specifically authorized users within the Authority	\$97,232.00	\$53,593.78	2 Years	Local Operating
Bus Operations	ATLANTA COMMERCIAL TIRE, INC.	Procurement of Non-Revenue Vehicle Tires	This contract provides replacement tires of various sizes for the Authority's fleet of approximately (389) non-revenue vehicles.	\$336,024.99	\$88,056.16	2 Years w/1 (1) Year Option	Local Operating

**METROPOLITAN ATLANTA RAPID TRANSIT AUTHORITY
PROCUREMENT CONTRACTS
\$50,000 OR MORE ENTERED INTO BY MARTA
(JULY 1, 2011 THROUGH JUNE 30, 2012)**

OWNER	PAYEE	PURPOSE	DESCRIPTION	ORIGINAL AUTHORIZED AMOUNT	AMOUNT PAID TO DATE	TERM	BUDGET SOURCE
Contracts Procurement and Materials	CANON BUSINESS SOLUTIONS, INC.	Lease/Maintenance of a Digital Printing System	This contract provides the continuing requirement for a high capacity digital printing system, including all maintenance and operational costs for supplies.	\$147,473.52	\$24,382.76	5 Years	Local Capital
Rail Operations	CINTAS Fire Protection	Halon Inspection & Maint. Svcs. for the MARTA HQ Building	This contract will provide for inspection and repair services for the Gaseous Fire Suppression Systems for the MARTA Headquarters Complex.	\$69,925.00	\$1,530.00	3 Years w/2 (1) Year Options	Local Operating
Rail Operations	CLEVELAND ELECTRIC	Furnishing and Installing the AC Track Circuit Upgrade and Train Alert Lights	This contract consists of upgrading the Train Alert Light System and AC Track Circuits. The Train Alert Light System helps to protect personnel and contractors working on the trackway. The existing Track Circuits equipment has reached its useful life expectancy.	\$12,189,544.00	\$666,431.00	270 Days	Federal/Local Capital
Rail Operations	CLEVELAND ELECTRIC	Traction Power Substation Equipment Replacement	This contract provides for replacement of traction power equipment for Rail Service. The existing traction power equipment has reached its useful life expectancy.	\$3,207,359.00	\$43,050.00	400 Days	Local Capital
Rail Operations	CLEVELAND ELECTRIC COMPANY	North Avenue Electrical Room Switchgear Replacement	This contract provides for parts and labor involved in the North Avenue Electrical Room Replacement.	\$153,576.59	\$153,576.59	42 Days	Federal
Rail Operations	COOPER & COMPANY GENERAL CONTRACTORS, INC.	Integrated Operations Center (IOC)	This contract provides for the construction of an Integrated Operations Center for Train Control, Police and Emergency Operations.	\$19,730,000.00	\$9,601,706.27	1 Year	Local Capital

**METROPOLITAN ATLANTA RAPID TRANSIT AUTHORITY
PROCUREMENT CONTRACTS
\$50,000 OR MORE ENTERED INTO BY MARTA
(JULY 1, 2011 THROUGH JUNE 30, 2012)**

OWNER	PAYEE	PURPOSE	DESCRIPTION	ORIGINAL AUTHORIZED AMOUNT	AMOUNT PAID TO DATE	TERM	BUDGET SOURCE
Police	DANA SAFETY SUPPLY, INC.	Procurement of Police Ballistic Vests and Carriers	This contract provides ballistic vests and carriers for sworn police officers of the MARTA Police Department.	\$90,619.41	\$20,619.84	3 YEARS	Local Capital
Rail Operations	DON HARDIN GROUP, LLC.	Emergency Procurement for Inspection, Repair & Testing of Halon Systems Throughout Various MARTA Locations	This procurement provides for inspection, test and repair services of MARTA's fire protection system.	\$220,000.00	\$94,927.50	6 Months	Local Operating
Technology	ENGHOUSE TRANSPORTATION, LLC.	Teledriver Software Enhancements	This contract will provide Teledriver upgrade services for the Driver Workforce Management Systems.	\$290,350.00	\$290,350.00	3 Months	Local Operating
Rail Operations	ENSO RAIL, INC.	Automated Track Geometry Test	This contract will provide automated track geometry measurement test services for the Authority's double track mainline rail system, which includes approximately (104) track miles.	\$491,750.00	\$0.00	3 Years w/2 (1) Year Options	Local Operating
Technology	FORSYTHE SOLUTIONS GROUP	Procurement of Hardware for Open Text Software Upgrade	This contract provides for purchase and installation of the appropriate hardware and software to maintain the Authority's document management database.	\$110,198.17	\$0.00	1 Month	Local Capital
Bus Operations	GAS SOUTH, LLC	Natural Gas Supply	This contract consists of firm natural gas delivery for MARTA's Bus Fleet, Non-Revenue Vehicles, and Facilities.	\$4,664,364.00	\$881,259.25	1 Year	Local Operating

**METROPOLITAN ATLANTA RAPID TRANSIT AUTHORITY
 PROCUREMENT CONTRACTS
 \$50,000 OR MORE ENTERED INTO BY MARTA
 (JULY 1, 2011 THROUGH JUNE 30, 2012)**

OWNER	PAYEE	PURPOSE	DESCRIPTION	ORIGINAL AUTHORIZED AMOUNT	AMOUNT PAID TO DATE	TERM	BUDGET SOURCE
Rail Operations	GCA SERVICES GROUP of NORTH CAROLINA, INC.	Facility Wide Janitorial Services	This contract provides janitorial services for the authority's maintenance facilities, bus garages, police precincts, and storerooms located throughout the MARTA system.	\$2,732,962.30	\$413,727.92	2 Years w/3 (1) Year Options	Local Operating
Human Resources	GEORGIA PIEDMONT TECHNICAL COLLEGE	Procurement of Bus Operator Commercial Drivers License Training	This contract enables the Authority to acquire Transit Coach Operator primary and CDL training	\$97,625.00	\$94,960.00	1 Year	Local Operating
Bus Operations	GREAT LAKES PETROLEUM CO	Diesel Fuel	This contract consists of delivering and off-loading diesel fuel for Authority revenue vehicle use.	\$10,198,511.00	\$688,897.97	1 Year	Local Operating
Rail Operations	KRAFT POWER CORPORATION	Trailer mounted 500 Kilowatt Generator Control Center.	This procurement provides for the replacement of a (30) year old emergency standby generator. The mobile generator will ensure operability of the Rail Services	\$178,852.00	\$178,852.00	150 Days	Local Capital
Technology	LPS INTEGRATION, FORSYTHE SOLUTIONS, and ADCAP NETWORK SYSTEMS, INC.	Procurement of Hardware Maintenance Support for the Trapeze Upgrade	This contract provides hardware maintenance support for the procurement of for the Trapeze Software Suite Upgrade. Failure to procure maintenance support for the hardware exposes the Authority to risks of outages for extended periods of time.	\$178,331.00	\$0.00	1 Year	Local Operating

**METROPOLITAN ATLANTA RAPID TRANSIT AUTHORITY
PROCUREMENT CONTRACTS
\$50,000 OR MORE ENTERED INTO BY MARTA
(JULY 1, 2011 THROUGH JUNE 30, 2012)**

OWNER	PAYEE	PURPOSE	DESCRIPTION	ORIGINAL AUTHORIZED AMOUNT	AMOUNT PAID TO DATE	TERM	BUDGET SOURCE
Rail Operations	M. C. DEAN, INC.	Fire Suppression Discharge System Restoral (Emergency PO)	This contract provides restoration of the fire suppression system at the RSCC and provides fire watch services until the system is fully restored.	\$246,691.92	\$246,691.92	1 Week	Local Operating
Rail Operations	MASSANA CONSTRUCTION, LLC	At Grade Track Slab Rehabilitation	This contract generally consists of work to strengthen the structural soil that supports track slabs and restore the track profile at areas where long-term settlement has occurred.	\$6,445,305.00	\$609,322.80	600 Days	Local Capital
Technology	MAYER ELECTRIC SUPPLY COMPANY, INC.	Computer Room Air Conditioning Unit	This contract provides for one Liebert CRAC unit and condenser at the MARTA HQ data center	\$58,574.44	\$58,574.44	42 Days	Local Capital
Contracts Procurement and Materials	MULTIPLE AWARDEES MAC PAPERS, ATHENS PAPER, AND XEROX CORPORATION	Printing Paper for Authority-Wide Use	This contract provides for various types of paper products used in multi-use copiers, laser printers, and fax machines for authority-wide use.	\$482,178.34	\$70,032.76	3 Years	Local Operating
Technology	MYTHICS, INC.	Oracle Identity Management System	This contract provides maintenance support for the ORACLE Identity Management System, which includes the ORACLE Identity Management Suite and ORACLE Business Intelligence Applications.	\$298,395.59	\$149,197.80	1 Year	Local Operating
Technology	MYTHICS, INC.	Licensing for the Trapeze Upgrade	This contract provides support for the new version of the full suite of Trapeze products. The software is used for route scheduling and bus route planning for patrons.	\$290,531.00	\$226,800.00	1 Year	Local Capital

**METROPOLITAN ATLANTA RAPID TRANSIT AUTHORITY
 PROCUREMENT CONTRACTS
 \$50,000 OR MORE ENTERED INTO BY MARTA
 (JULY 1, 2011 THROUGH JUNE 30, 2012)**

OWNER	PAYEE	PURPOSE	DESCRIPTION	ORIGINAL AUTHORIZED AMOUNT	AMOUNT PAID TO DATE	TERM	BUDGET SOURCE
Bus Operations	NORTH GEORGIA CLASSIC CONSTRUCTION	Remove Lifts at Brownsmill	This contract provides for the removal of (8) inoperative in-ground bus hydraulic lifts, and provide floor surface restoration in the shop area surrounding the removed lifts.	\$344,646.00	\$0.00	240 Days	Local Capital
Technology	PRESIDIO NETWORKED SOLUTIONS	Dense Wave Division Multiplexing Upgrade	This contract provides for Dense Wave Division Multiplexing which is a technique used to optimize the data transport capacity of the existing fiber network.	\$535,747.00	\$535,746.84	1 Year	Local Capital
Technology	PRESIDIO NETWORKED SOLUTIONS	Procurement of Additional Equipment for DWDM Networking & Infrastructure	This contract provides hardware for Dense Wave Division Multiplexing which is a technique used to optimize the data transport capacity of the existing fiber network.	\$390,097.40	\$390,097.40	30 Days	Local Capital
Rail Operations	RAM INDUSTRIAL SERVICES	Small AC Motor Overhaul Repair Services	This contract provides basic overhaul, major and minor repair services on small AC motors for the Authority's rail car fleet.	\$637,245.00	\$0.00	2 Years w/1 (1) Year Option	Local Operating/Local Capital
Rail Operations	RANDOLPH & COMPANY, INC.	Westlake Station Train Control Room Waterproofing and Renovations	This contract provides for repairs to the TCR which houses electrical equipment that is critical for the operation of the automated train control system.	\$415,015.00	\$326,758.48	120 Days	Local Capital
Rail Operations	RYCARS CONSTRUCTION	Roof Replacement for MARTA Annex Building	This contract provides for roof replacement of MARTA Annex building.	\$1,100,000.00	\$871,777.00	240 Days	Local Capital

**METROPOLITAN ATLANTA RAPID TRANSIT AUTHORITY
PROCUREMENT CONTRACTS
\$50,000 OR MORE ENTERED INTO BY MARTA
(JULY 1, 2011 THROUGH JUNE 30, 2012)**

OWNER	PAYEE	PURPOSE	DESCRIPTION	ORIGINAL AUTHORIZED AMOUNT	AMOUNT PAID TO DATE	TERM	BUDGET SOURCE
Bus Operations	S &W SERVICES of ATLANTA, INC.	Revenue Vehicle Towing Services	This contract provides for towing services to recover and deliver to repair facilities disabled MARTA buses and paratransit vehicles that break-down while in service.	\$351,000.00	\$33,330.00	3 Years	Local Operating
Police	SCIENCE APPLICATIONS INTERNATIONAL CORPORATION	Procurement for Continuity of Operations Plan Training and Exercise Program	This procurement provides for preparedness training of Authority Staff against both natural and man-made threats.	\$182,899.56	\$182,868.55	1 Year	Federal
Rail Operations	SIEMENS MOBILITY, INC.	Three Traction Power Substations for the Atlanta Streetcar project	This contract provides traction power sub stations for the Atlanta Streetcar through TIGER II Grant awarded to the City of Atlanta.	\$2,438,901.54	\$1,007,217.57	13 Months	City of Atlanta/ADID
Rail Operations	SPERRY RAIL, INC.	Ultrasonic Testing Services for Running Rail	This contract provides ultrasonic testing services of the Authority's double track mainline rail system, which includes approximately (104) miles of track.	\$348,156.80	\$0.00	3 Years	Local Operating
Contracts Procurement and Materials	SPRINT SPECTRUM, L.P.	Authority Wide Wireless Communication Device Contract	This contract provides for the wireless devices used to facilitate communications for specifically authorized users within the authority	\$512,128.00	\$248,568.81	2 Years	Local Operating
Technology	State of GA/GSA VENDORS	Procurement of IT Equipment to Support CCTV Expansion	This contract provides the infrastructure elements needed to connect multiple operating facilities to the CCTV fiber-optic network and storage system	\$1,101,540.57	\$0.00	1 Year	Local Capital/Local Operating
Technology	State of GA/GSA VENDORS	Procurement of Hardware for the Trapeze Upgrade	This contract provides for the upgrade of hardware of the Trapeze full suite of products.	\$1,054,935.00	\$0.00	1 Year	Local Capital

**METROPOLITAN ATLANTA RAPID TRANSIT AUTHORITY
 PROCUREMENT CONTRACTS
 \$50,000 OR MORE ENTERED INTO BY MARTA
 (JULY 1, 2011 THROUGH JUNE 30, 2012)**

OWNER	PAYEE	PURPOSE	DESCRIPTION	ORIGINAL AUTHORIZED AMOUNT	AMOUNT PAID TO DATE	TERM	BUDGET SOURCE
Technology	STATE of GA/GSA VENDORS	Network and Server Equipment Replacement Contract (GSA)	This contract will provide for the diagnosis and repair or replacement of Servers and Network Equipment.	\$3,000,000.00	\$2,573,611.65	2 Years	Local Capital
Technology	STORAGE ENGINE, INC.	Maintenance Support for Storage Area Network Upgrade Hardware	The contract provides support services to ensure continuous stability and availability in our storage environment. Technical support is required to assist in diagnosing, analyzing, and resolving critical application issues.	\$736,062.00	\$248,137.85	1 year	Local Operating
Rail Operations	TA SERVICES GROUP, LLC.	Lighting Control Upgrades	This contract consists of delivering lighting control upgrades at thirty-eight MARTA rail stations.	\$1,233,342.71	\$290,372.51	270 Days	Local Capital
Safety	TETRA TECH NUS, INC	Hamilton Groundwater Remediation System	This contract provides services to remediate contaminated groundwater that resulted from leaking underground storage tanks which are now closed and permanently filled with concrete.	\$393,050.00	\$87,283.33	400 Days	Local Capital
Rail Operations	TOPCOR MECHANICAL, LLC.	Welding Services	This contract provides repair services to the transom tube welds of railcars, bringing it to its Original Equipment Manufacturer condition.	\$59,760.80	\$16,735.25	2 Years	Local Operating

**METROPOLITAN ATLANTA RAPID TRANSIT AUTHORITY
PROCUREMENT CONTRACTS
\$50,000 OR MORE ENTERED INTO BY MARTA
(JULY 1, 2011 THROUGH JUNE 30, 2012)**

OWNER	PAYEE	PURPOSE	DESCRIPTION	ORIGINAL AUTHORIZED AMOUNT	AMOUNT PAID TO DATE	TERM	BUDGET SOURCE
Bus Operations	TRUMAN ARNOLD COMPANIES	Unleaded Fuel	This contract consists of delivering and off-loading unleaded fuel for Authority non-revenue vehicle use.	\$1,569,210.00	\$84,044.27	1 Year	Local Operating
Rail Operations	TWINCO MANUFACTURING CORPORATION, INC.	ATC Automatic Train Stop Parts	This contract will provide replacement parts to be utilized by the Office of automatic Train Control personnel to refurbish the authority's existing train stops.	\$75,056.76	\$75,056.76	84 Days	Federal
Rail Operations/Bus Operations	W. W. GRAINGER, INC.	Procurement of Bus and Rail Car Fasteners	This contract provides for the purchase and stockage of various fasteners for the repair and maintenance of MARTA's 318 rail cars, 527 buses, 173 lift vans, and 394 utility vehicles.	\$240,206.80	\$53,813.41	3 Years	Local Operating
Bus Operations	W. W. WILLIAMS SOUTHEAST, INC.	John Deere Engine Exchange Program	This contract will enable us to purchase 54 remanufactured engines to replace engines in order to meet the federal life cycle requirement of 500,00 miles or 12 years.	\$2,772,576.00	\$154,032.00	2 Years	Local Capital
Bus Operations	WADE FORD	Procurement of (10)Ford Transit Connect XLT Wagon Vehicles	This procurement provides for the supervisor's vehicles used to monitor bus routes in Bus Operations.	\$211,917.00	\$211,917.00	6 Months	Local Capital

METROPOLITAN ATLANTA RAPID TRANSIT AUTHORITY CONSULTANT CONTRACTS

The listing includes all consultant contracts for professional services entered into by MARTA. Professional services are generally acquired to obtain information, advice, opinions, alternatives, conclusions, recommendations, training or direct assistance such as studies, analyses, and evaluations. Consultant contracts valued \$100,000 or more were approved by the Board of Directors.

**METROPOLITAN ATLANTA RAPID TRANSIT AUTHORITY
CONSULTANT CONTRACTS
(JULY 1, 2011 THROUGH JUNE 30, 2012)**

OWNER	PAYEE	PURPOSE	DESCRIPTION	ORIGINAL AUTHORIZED AMOUNT	AMOUNT PAID TO DATE	TERM	BUDGET SOURCE
Technology	AXIOM	General Consulting and Professional Services for Technology (Fiscal Year 2012)	The consultant will provide professional services to support the implementation of the Capital Improvement Plan.	\$1,975,339.45	\$1,975,339.45	1 Year	Local Capital
Communications	BIGELOW ADVERTISING, INC.	Professional Services for Creative Development Public Awareness Campaign	The consultant will provide professional services for creative development of MARTA's public awareness campaign - "See Something, Say Something".	\$9,750.00	\$9,750.00	1 Week	Federal
Rail Operations	BIGELOW ADVERTISING, INC.	Atlanta Streetcar Branding Services	The consultant will provide professional branding services for the Atlanta Streetcar.	\$93,000.00	\$93,000.00	6 Months	City of Atlanta/ADID
Technology	C2i SOLUTIONS, INC. (GCPS)	General Consulting and Professional Services for Technology (Fiscal Year 2012)	The consultant will provide professional services to support the implementation of the Capital Improvement Plan.	\$225,000.00	\$155,469.60	1 Year	Local Capital
Bus Operations	CENTRAL MARYLAND REGIONAL TRANSIT CORPORATION	Professional Training Services	The consultant will provide travel training for MARTA Mobility patrons.	\$1,100.00	\$788.23	2 Days	Local Operating
Contracts Procurement & Materials	CHARLES F. KALB, JR	Professional Services for Contract Review	The consultant will provide review of MARTA files utilizing Federal Transit Authority Procurement System Review (FTA PSR) Checklist.	\$3,235.34	\$3,235.34	1 Month	Local Operating
Internal Audit	CHERRY BEKAERT & HOLLAND	Annual Financial and Single Audits for Fiscal Years 2012-2016	The consultant will provide Fiscal Year audit services for the Authority.	\$1,055,500.00	\$0.00	1 Year w/4 (1) Year Options	Local Operating
Communications	CISION, USA	Media Monitoring Services	The consultant will provide Media Monitoring Services.	\$11,410.00	\$16,894.66	1 Year	Local Operating
Technology	CLIENTSOLV TECHNOLOGIES (GCPS)	General Consulting and Professional Services for Technology (Fiscal Year 2012)	The consultant will provide professional services to support the implementation of the Capital Improvement Plan.	\$1,776,894.17	\$1,776,894.17	1 Year	Local Capital

**METROPOLITAN ATLANTA RAPID TRANSIT AUTHORITY
CONSULTANT CONTRACTS
(JULY 1, 2011 THROUGH JUNE 30, 2012)**

OWNER	PAYEE	PURPOSE	DESCRIPTION	ORIGINAL AUTHORIZED AMOUNT	AMOUNT PAID TO DATE	TERM	BUDGET SOURCE
Communications & External Affairs	COMMONWEALTH RESEARCH	Professional Services to Provide State Legislative Support	The consultant partnered with the authority's in-house government relations team to advance the legislative agenda of the Authority, with particular emphasis on extending relief from outdated MARTA Act restrictions and advocating on behalf of MARTA with legislative and executive leadership.	\$20,000.00	\$20,000.00	5 Months	Local Operating
Police	Countermeasures Assessment & Securing Experts (CASE)	Professional Services to Perform a MARTA Police Assessment	The consultant will provide external assessment and public safety management information and strategies for the Authority.	\$50,000.00	\$50,000.00	3 Months	Local Operating
Human Resources	DOVER STAFFING, INC.	Mystery Customer Program	The consultant will develop and implement a Mystery Customer Program to monitor ADA compliance and customer satisfaction.	\$98,700.00	\$0.00	1 Year	Local Operating
Communications & External Affairs	DUMAS & ASSOCIATES	Professional Services to Provide State Legislative Initiatives	The consultant partnered with the authority's in-house government relations team to advance the State legislative agenda of the Authority, focusing particular attention on relations with the Fulton and DeKalb delegations and local elected officials.	\$12,000.00	\$12,000.00	6 Months	Local Operating
Technology	ENGENIUS CONSULTING GROUP (GCPS)	General Consulting and Professional Services for Technology (Fiscal Year 2012)	These consultants provide specialized skills and knowledge to support the IT needs of MARTA, inclusive of maintaining our applications, servers, network, operations, Automated Fare Collection System (AFC), and other projects.	\$2,055,000.00	\$2,001,644.82	1 Year	Local Capital

**METROPOLITAN ATLANTA RAPID TRANSIT AUTHORITY
CONSULTANT CONTRACTS
(JULY 1, 2011 THROUGH JUNE 30, 2012)**

OWNER	PAYEE	PURPOSE	DESCRIPTION	ORIGINAL AUTHORIZED AMOUNT	AMOUNT PAID TO DATE	TERM	BUDGET SOURCE
Technology	ENGENIUS CONSULTING GROUP	Professional Services for a Senior Project Manager	Professional Services for a Senior Project Manager for ORACLE/Storage Engine Infrastructure Performance Analysis	\$33,000.00	\$33,000.00	5 Weeks	Local Capital
Technology	ESSENTIAL DATA CORPORATION (GCPS)	General Consulting and Professional Services for Technology (Fiscal Year 2012)	The consultant will provide professional services to support the implementation of the Capital Improvement Plan.	\$662,250.00	\$621,478.98	1 Year	Local Capital
Technology	FORSYTHE SOLUTIONS GROUP (GCPS)	General Consulting and Professional Services for Technology (Fiscal Year 2012)	These consultants provide specialized skills and knowledge to support the IT needs of MARTA, inclusive of maintaining our applications, servers, network, operations, Automated Fare Collection System (AFC), and other projects.	\$100,000.00	\$9,450.00	1 Year	Local Capital
Technology	GANTEC CORPORATION	Professional Services to Perform Debit Card Transactions	The consultant will provide professional services to Perform Debit Card Transactions.	\$12,500.00	\$12,500.00	60 Days	Local Operating
Technology	GANTEC CORPORATION	Professional Services to Update Web Ticketing Services in Accordance with PCI Mandated Charges	The consultant will provide professional services to update web ticketing services to perform velocity checks of credit card transactions.	\$33,600.00	\$33,600.00	6 Months	Local Operating
Technology	GANTEC CORPORATION	Update Web Ticketing Services	Update Web Ticketing Services	\$30,590.00	\$30,590.00	60 Days	Local Operating
Technology	GANTEC CORPORATION (GCPS)	General Consulting and Professional Services for Technology (Fiscal Year 2012)	The consultant will provide professional services to support the implementation of the Capital Improvement Plan.	\$493,504.18	\$475,483.97	1 Year	Local Capital

**METROPOLITAN ATLANTA RAPID TRANSIT AUTHORITY
CONSULTANT CONTRACTS
(JULY 1, 2011 THROUGH JUNE 30, 2012)**

OWNER	PAYEE	PURPOSE	DESCRIPTION	ORIGINAL AUTHORIZED AMOUNT	AMOUNT PAID TO DATE	TERM	BUDGET SOURCE
Technology	GARTNER GROUP, INC.	Professional Industry Research Services	The consultant will provide technical subscription services to MARTA Chief Information Officer and Technology Management Staff.	\$97,175.00	\$97,175.00	1 Year	Local Operating
Police	GENETEC, INC.	Technical Training	This training will support the CCTV system users and will provide a better understanding of the systems' functions and capabilities.	\$10,000.00	\$10,000.00	5 Days	Federal
Communications & External Affairs	GEORGIA 360, LLC.	Professional Services for Legislative Strategies	The consultant partnered with the authority's in-house government relations team to advance the legislative agenda of the Authority, with particular emphasis on extending relief from outdated MARTA Act restrictions and advocating on behalf of MARTA with legislative and executive leadership. (NOTE: Remainder of contract paid as McGuire Woods, LLP.)	\$60,000.00	\$15,000.00	8 Months	Local Operating
Human Resources	GILBERT TWEED ASSOCIATES, INC.	Professional Executive Search Services	Professional Services to Conduct an Executive Search for the Position of Executive Director of DEO.	\$45,000.00	\$26,000.00	3 Months	Local Operating
Human Resources	HAY GROUP, INC.	Professional Services To Upgrade the 2009 MARTA Total Compensation/Benefits Equity Analysis internal Equity Review & External Competitiveness Analysis	The consultant will collect and analyze all needed data, provide MARTA with a review of any Transit benefits prevalence data, and prepare an internal equity analysis to assess the degree of internal consistency.	\$74,300.00	\$43,500.00	10 Months	Local Operating

**METROPOLITAN ATLANTA RAPID TRANSIT AUTHORITY
CONSULTANT CONTRACTS
(JULY 1, 2011 THROUGH JUNE 30, 2012)**

OWNER	PAYEE	PURPOSE	DESCRIPTION	ORIGINAL AUTHORIZED AMOUNT	AMOUNT PAID TO DATE	TERM	BUDGET SOURCE
Communications & External Affairs	HOLLAND & KNIGHT, LLP.	Professional Services to Provide Strategy and Relationship-Building for State Legislative Initiatives	The consultant partnered with the authority's in-house government relations team to advance the State legislative agenda of the Authority, with particular emphasis on extending relief of outdated MARTA Act restrictions and relationship-building with key stakeholders within the MARTA jurisdictions.	\$60,000.00	\$60,000.00	8 Months	Local Operating
Human Resources	INFOSURV, INC.	Professional Services to Conduct MARTA's Employee Satisfaction Survey	The consultant shall provide professional services for MARTA's employee satisfaction survey for the Department of Human Resources.	\$40,000.00	\$0.00	6 Months	Local Operating
Technology	INTUEOR CONSULTING (GCPS)	General Consulting and Professional Services for Technology (Fiscal Year 2012)	The consultant will provide technological professional services to support the implementation of the Capital Improvement Plan.	\$2,805,000.00	\$1,933,035.33	1 Year	Local Capital
Technology	ISPA (GCPS)	General Consulting and Professional Services for Technology (Fiscal Year 2012)	The consultant will provide professional services to support the implementation of the Capital Improvement Plan.	\$3,835,000.00	\$3,631,989.05	1 Year	Local Capital
Communications	JONES WORLEY COMMUNICATIONS	Professional Services for Messaging/Theme Development	The consultant will provide professional services for messaging/theme development of MARTA's public awareness campaign - "See Something, Say Something".	\$9,050.00	\$9,050.00	1 Week	Federal
Police	JPM PRODUCTIONS, INC.	Police HSEEP Drill Exercise Services	The consultant will provide training services surrounding our Authority wide security efforts.	\$82,936.90	\$82,936.90	25 Days	Federal

**METROPOLITAN ATLANTA RAPID TRANSIT AUTHORITY
CONSULTANT CONTRACTS
(JULY 1, 2011 THROUGH JUNE 30, 2012)**

OWNER	PAYEE	PURPOSE	DESCRIPTION	ORIGINAL AUTHORIZED AMOUNT	AMOUNT PAID TO DATE	TERM	BUDGET SOURCE
Internal Audit	KPMG, LLP	Annual Management Audits for Fiscal Years 2011, 2012 and 2013	The consultant will conduct the annual management audit mandated by the MARTA Act. FY12 scope was expanded to include cost containment and revenue enhancement opportunities.	\$649,520.00	\$741,010.00	3 Years	Local Operating
Technology	LPS INTEGRATION INC.	Professional Services for the Citrix Upgrade	The consultant will provide services to protect MARTA's informational assets and manage costs, while empowering users to be able to readily assess business tools without fail.	\$42,730.03	\$26,380.03	18 Days	Local Operating
Contracts Procurement & Materials	MARGARET MERHOFF	Professional Services for Contract Review	The consultant will provide review of MARTA files utilizing Federal Transit Authority Procurement System Review (FTA PSR) Checklist.	\$3,231.21	\$3,231.21	1 Month	Local Operating
Communications & External Affairs	MCGUIRE WOODS, LLP	Professional Services for Legislative Strategies	The consultant partnered with the authority's in-house government relations team to advance the State legislative agenda of the Authority, with particular emphasis on extending relief from outdated MARTA Act restrictions and advocating on behalf of MARTA with legislative and executive leadership.	\$45,000.00	\$37,500.00	6 Months	Local Operating
Finance	MUNDLE & ASSOCIATES, INC.	Professional Services for Variable Based Fare	The consultant will provide professional services to develop and evaluate variable-based fare structure and fare optimization options for the Department of Finance	\$360,000.00	\$335,719.44	1 Year	Local Capital
Finance	NEWMARK & COMPANY REAL ESTATE, INC.	Financial Analysis for (5) MARTA TOD Sites	The consultant will provide professional services to assist MARTA in creating a financial model to accurately value MARTA owned properties.	\$75,000.00	\$50,000.00	2 Years	Local Operating

**METROPOLITAN ATLANTA RAPID TRANSIT AUTHORITY
CONSULTANT CONTRACTS
(JULY 1, 2011 THROUGH JUNE 30, 2012)**

OWNER	PAYEE	PURPOSE	DESCRIPTION	ORIGINAL AUTHORIZED AMOUNT	AMOUNT PAID TO DATE	TERM	BUDGET SOURCE
Business Support Services/Office of Research & Analysis	NEWMARK KNIGHT FRANK	Professional Services for Pricing Model	The consultant will provide professional services to convert concessions related pricing model data for the Office of Transit Research and Analysis.	\$6,900.00	\$6,900.00	30 Days	Local Operating
Human Resources	OMEGA MEDIA GROUP	Customer Service Training Video for MARTA Bus Operations	The consultant will provide professional services to produce a series of customer service training videos for MARTA Bus Operators.	\$22,000.00	\$22,000.00	1 Month	Local Operating
Technology	PASSION FRUIT PRODUCTION, INC.	Professional Services to Provide Voice Recordings for MARTA's (IVR)	The consultant will provide professional services to provide voice recordings for MARTA's interactive voice response for the Department of Technology and Office of Diversity and Equal Opportunity.	\$20,000.00	\$0.00	2 Years	Local Operating
Business Support Services	PETER BENJAMIN	Professional Strategic Services	The consultant will provide professional services to update MARTA's strategic plan.	\$85,000.00	\$45,300.14	1 Year	Local Operating
Technology	PLANET TECHNOLOGIES (GCPS)	General Consulting and Professional Services for Technology (Fiscal Year 2012)	The consultant will provide professional services to support the implementation of the Capital Improvement Plan.	\$475,000.00	\$111,930.00	1 Year	Local Capital
Technology	POLARIS ASSOCIATES (GCPS)	General Consulting and Professional Services for Technology (Fiscal Year 2012)	The consultant will provide professional services to support the implementation of the Capital Improvement Plan.	\$4,350,000.00	\$3,491,849.84	1 Year	Local Capital
Bus Operations	POLARIS LABORATORIES, LLC	Oil & Fuel Analysis Services	The consultant will provide professional services to support the management of the authority's diesel fuel, unleaded fuel, and compressed natural gas.	\$62,768.00	\$11,291.00	2 Years	Local Operating
Technology	PRESIDIO NETWORKED SOLUTIONS	Professional Services to Install Dense Wave Division Multiplexing Upgrade	The consultant will provide professional services to Install the Dense Wave Division Multiplexing Upgrade in Office of Technology.	\$36,540.00	\$0.00	2 Months	Local Operating

**METROPOLITAN ATLANTA RAPID TRANSIT AUTHORITY
CONSULTANT CONTRACTS
(JULY 1, 2011 THROUGH JUNE 30, 2012)**

OWNER	PAYEE	PURPOSE	DESCRIPTION	ORIGINAL AUTHORIZED AMOUNT	AMOUNT PAID TO DATE	TERM	BUDGET SOURCE
Technology	QNET (GCPS)	General Consulting and Professional Services for Technology (Fiscal Year 2012)	The consultant will provide professional services to support the implementation of the Capital Improvement Plan.	\$505,000.00	\$470,710.90	1 Year	Local Capital
Communications & External Affairs	R. B. ROBINSON COMPANY, LLC	Professional Services to Provide State Legislative Initiatives	The consultant partnered with the Authority's in-house government relations team to advance MARTA's State legislative agenda, with particular emphasis on relationship-building with key members of legislative leadership.	\$27,000.00	\$27,000.00	6 Months	Local Operating
Bus Operations	RESOURCE SUPPLY MANAGEMENT	Professional Energy Utilization Consultant Services	The consultant will provide professional services to support the management of the authority's diesel fuel, unleaded fuel, compressed natural gas and other energy consumption.	\$75,000.00	\$19,153.84	1 Year	Local Operating
Internal Audit	ROBERT HALF INTERNATIONAL, INC.	Professional Executive Search Services	The consultant will provide executive search services for AGM of Internal Audit.	\$54,500.00	\$54,500.00	16 Weeks	Local Operating
Business Support/Office of Research & Analysis	ROBIN S. SALTER	Professional Services Contract for Market Research Performance Analyst	The consultant will provide high level data analysis and business information to Executive staff.	\$66,000.00	\$50,394.33	1 Year	Local Operating
Technology	SHARED TECHNOLOGIES, INC.	Professional Services to Provide Private Branch Exchange (PBX) Maintenance Support for MARTA's Telephony Equipment	The consultant will provide for the repair or replacement of hardware/software components and the system monitoring device.	\$57,789.00	\$52,968.79	1 Year	Local Operating
Finance	SHARON GREEN & ASSOCIATES	Professional Services for Financial Planning for the MARTA Department of Finance	The consultant will provide long range financial planning and peer analysis work	\$150,000.00	\$0.00	1 Year	Local Operating
Internal Audit	SMART INSIGHTS, LLC	Professional Services to Provide a Procurement Audit Program	The consultant will provide a Procurement Audit Program.	\$10,100.00	\$10,074.24	30 Days	Local Operating

**METROPOLITAN ATLANTA RAPID TRANSIT AUTHORITY
CONSULTANT CONTRACTS
(JULY 1, 2011 THROUGH JUNE 30, 2012)**

OWNER	PAYEE	PURPOSE	DESCRIPTION	ORIGINAL AUTHORIZED AMOUNT	AMOUNT PAID TO DATE	TERM	BUDGET SOURCE
Police	SMITH'S DETECTION-NEWPORT	TT30 MMTD Training	The consultant will provide training to Police for Smith Detection Service's hand-held trace detectors.	\$5,450.00	\$5,450.00	2 Days	Federal
Technology	STORAGE ENGINE (GCPS)	General Consulting and Professional Services for Technology (Fiscal Year 2012)	The consultant will provide professional services to support the implementation of the Capital Improvement Plan.	\$500,000.00	\$361,268.87	1 Year	Local Capital
Rail Operations	SYSTRA CONSULTING, INC.	Rail Services Single Tracking/Construction Outage Analysis	The consultant will provide analysis services surrounding track availability.	\$55,862.00	\$0.00	6 Months	Local Operating
Technology	TEKSYSTEMS	General Consulting and Professional Services for Technology (Fiscal Year 2012)	The consultant will provide professional services to support the implementation of the Capital Improvement Plan.	\$75,000.00	\$52,957.55	16 Months	Local Operating
Finance	UNIVERSITY OF ILLINOIS	Professional Technical Support	The consultant acted as a staff resource for the Metro Rail Discussion Group, a consortium of older large rail systems, including MARTA, with similar interests in seeking favorable consideration for "State of Good Repair" funding in the federal transportation authorization bill.	\$10,000.00	\$10,000.00	1 Year	Local Operating
Rail Operations	VOLKLAN, LLC.	Professional Training Services	The consultant will provide GA Soil & Water Conservation Commission (GSWCC) Training.	\$9,800.00	\$9,800.00	1 Week	Local Operating

**METROPOLITAN ATLANTA RAPID
TRANSIT AUTHORITY
INCREASES OF EXISTING BOARD
APPROVED CONTRACTS**

There were five increases of existing contracts during the 2012 Fiscal Year.

**METROPOLITAN ATLANTA RAPID TRANSIT AUTHORITY
INCREASES TO EXISTING CONTRACTS
(JULY 1, 2011 THROUGH JUNE 30, 2012)**

PAYEE	PURPOSE	JUSTIFICATION	PREVIOUS VALUE	ADJUSTMENT AMOUNT	NEW VALUE
SIEMENS TRANSPORTATION SYSTEMS, INC.	Furnishing and Installing the Bus Radio/AVL System	Furnish, install, configure and test Web Watch Software on MARTA's server hardware.	\$22,885,834	\$124,519	\$23,010,353
AECOM/JJG JOINT VENTURE	General Planning Consultant Services	The contract expiration date is extended from April 2, 2012 through June 30, 2013.	\$25,000,000	\$1,600,000	\$26,600,000
ATC ASSOCIATES	Geotechnical Engineering and Construction Materials Testing Services	The Authority has identified additional Geotechnical Engineering services in support of Capital projects.	\$3,000,000	\$700,000	\$3,700,000
XEROX	Lease/Maintenance of Digital Printing Equipment	Additional contract funding is required due to increased printing requirements and 30 day contract extension.	\$1,095,450	\$198,000	\$1,293,450
AT&T	Voice and Data Telecommunications	Additional services to support MARTA's internet site and BREEZE ticketing as well as data networking and telephone services. Term was extended 3 months.	\$3,757,031	\$1,202,368	\$4,959,399

**METROPOLITAN ATLANTA RAPID
TRANSIT AUTHORITY
PERSONS, FIRMS, OR
CORPORATIONS RECEIVING
\$20,000 OR MORE**

The report lists all entities and the total amount paid to them by MARTA during the fiscal year, with some exclusions. Employees and vendors receiving funds withheld from employees' salaries, such as the pension trustees, the Transit union and the bank which receives tax withholdings are excluded. Entities who

Metropolitan Atlanta Rapid Transit Authority
Persons, Firms, or Corporations Receiving \$20,000 or More
For the Period July 1, 2011 through June 30, 2012

NAME	PURPOSE	TOTAL
2020 COMPANY. LLC	Technology Consulting Services	194,760.00
AA ELECTRIC INC.	Photo Sensor & Light Kits for Railcars	92,068.28
AAA COMMERCIAL GLASS LLC	Glass Replacement and Repair	20,170.46
ABACUS SOLUTIONS, LLC	Network Application Maintenance	63,803.81
ACCESS SECURITY PARKING INTEGRATED SOLUTIONS, LLC	Maintenance of Parking Control Equipment	84,073.50
ACL INDUSTRIES, INC.	Bus Repair Parts	27,042.00
ADCAP NETWORK SYSTEMS	Voice Communications Systems Upgrade & Network Switches	2,069,475.85
ADEL M. BELL C/O JAMES D. TIMMONS JR	Legal Claim Settlement	34,633.50
ADVANCED DISPOSAL SERVICES	Refuse/Garbage Collection & Disposal	197,634.43
ADVANCED STRATEGIES, INC.	Facilitation of Business Process Analysis Program	40,000.00
ADVANTAGE TECHNOLOGIES, INC.	Open Text License and Support	27,862.60
AERO SURVEYS OF GEORGIA, INC.	Map Books and Metropolitan Atlanta Aero Atlas	27,258.50
AETNA HEALTH INC.	Employee Health, Dental & Vision Insurance	40,751.53
AGL RESOURCES	Purchase of CNG Facility	1,096,576.80
AIG AMERICAN GENERAL	Critical Illness Insurance	42,212.40
AKILAH HEARD	Legal Claim Settlement	29,858.92
AKINS FORD-DODGE-CHRYSLER-JEEP	Service Vehicles	151,926.67
ALL OVER MEDIA, INC.	Advertisements	27,000.00
ALLAN VIGIL FORD	Police Vehicles and Repair Services	137,492.46

Metropolitan Atlanta Rapid Transit Authority
Persons, Firms, or Corporations Receiving \$20,000 or More
For the Period July 1, 2011 through June 30, 2012

NAME	PURPOSE	TOTAL
ALLEGIANCE SECURITY GROUP, LLC.	Armed Security Guard Services	24,315.78
ALLIED ELECTRONICS	Rail Car Repair Parts	47,566.32
ALSTOM	Rehabilitation of Rail Cars	974,266.00
ALSTOM SIGNALING, INC.	SCADA System Upgrade & Rail Maintenance Parts	14,697,706.04
ALSTOM TRANSPORTATION	Rail Car Repair Parts	96,057.05
ALSTOM TRANSPORTATION ELECTRONIC SYSTEMS, INC.	Rail Car Repair Parts	54,424.95
AMERICAN CARWASH	Exterior Cleaner for Buses and Rail Cars	55,290.66
AMERICAN PUBLIC TRANSPORTATION	Membership, Learning Center and Conferences	164,598.50
AMERICAN TOWERS, INC.	Tower Space Rent For Communications System	79,257.81
ANDERSON SAFETY, INC.	Paper Towels, Bottled Water and Various Supplies	466,507.51
ANGELA J. CURRY	Legal Claim Settlement	50,000.00
ANSALDO STS USA, INC.	Rail Maintenance Parts	58,724.68
APOLLO VIDEO TECHNOLOGY	Vehicle Security Camera System	269,923.50
APPELBAUM & ASSOC., P.C.	Representation of MARTA In Various Legal Proceedings	534,075.63
A-PRO COLLISION CENTER OF GWINNETT	Repair of Non-Revenue Vehicles	54,311.05
ARCADIS U. S., INC	Surveying Services	23,503.82
ARCHER-WESTERN CONTRACTORS LTD	Construct North Entrance & Pedestrian Bridge at Buckhead Station	384,928.63
ARINC, INC.	SCADA System Software Maintenance	81,956.00
ARS MECHANICAL, LLC	HVAC Services for MARTA Headquarters Complex	285,144.45

Metropolitan Atlanta Rapid Transit Authority
Persons, Firms, or Corporations Receiving \$20,000 or More
For the Period July 1, 2011 through June 30, 2012

NAME	PURPOSE	TOTAL
ARX, INC. DBA COSIGN, INC.	Sharepoint Software and Hardware Upgrade	48,775.83
ASHBRITT UNIFORMS	Employee Uniforms	22,679.66
ASK-INTTAG, LLC	Contactless Smart Card Fare Media	739,745.78
ASSETWORKS, INC.	EAM/ERP Software Maintenance	461,622.05
ASSOCIATED FUEL SYSTEMS, INC.	Engine Repair Parts and Radiator Repairs	173,136.28
AT&T	Telecommunication Services	236,442.68
AT&T MOBILITY	Telecommunication Services	53,351.57
ATC ASSOCIATES, INC	Geotechnical Engineering and Construction Materials Testing	321,659.62
ATHENS PAPER	Printing Paper	40,369.96
ATLANTA BUSINESS CHRONICLE	Advertisements	20,486.00
ATLANTA COMMERCIAL TIRE	Tires for Non-Revenue Vehicles	101,436.69
ATLANTA COMMUNICATIONS COMPANY	Equipment for Police Vehicles & Other Services	53,691.23
ATLANTA GAS LIGHT CO	Utility Relocation for Stonecrest Park & Ride	62,635.63
ATLANTA GEAR & AXLE COMPANY	Differentials, Axles & Other Parts for Passenger Buses	92,346.77
ATLANTA INK & DESIGN, INC.	Printing Services Including Installation	98,016.15
ATLANTA JOURNAL CONSTITUTION	Advertising and Publication of Notices	131,694.85
ATLANTA PROPERTY GROUP	Legal Claim Settlement	29,000.00
ATLANTA SOUNDWORKS, INC.	Sound Equipment	24,755.69
AUBURN UNIVERSITY	Explosives Detection Vapor Wake Canine Team Course	20,000.00

Metropolitan Atlanta Rapid Transit Authority
Persons, Firms, or Corporations Receiving \$20,000 or More
For the Period July 1, 2011 through June 30, 2012

NAME	PURPOSE	TOTAL
AUDIOSEARS CORP	Bus Radio Equipment	65,979.94
AUTOMOTIVE RESOURCES, INC.	Hoists with Support Stands for Brownsmill Facility	341,991.35
AVS CONSULTING DBA	Police Psychological Assessment Services	20,337.50
AXIOM CORPORATION	General Consulting and Professional Services	1,434,443.89
BAKER DISTRIBUTING COMPANY	Refillable & Disposable Freon Cylinders	147,149.00
BANK OF AMERICA	Employer Portion of FICA	16,745,925.63
BANK OF AMERICA, N.A.	Travel & Conference Expenses Paid by Credit Card	81,465.84
BANNEKER ENERGY, LLC	Grease, Oil and Hydraulic Fluid	20,498.30
BATTERIES PLUS	Batteries and Various Supplies	21,349.33
BATTERY USA	Wet Cell Batteries	29,947.00
BATTLE & BATTLE	Batteries and Various Supplies	121,697.81
BELL SOUTH TELECOMM, INC.,	Telecommunication Services	943,283.86
BETTER HOMES BUREAU, LLC	Memorial Drive Restroom Build Out	26,987.70
BIGELOW ADVERTISING INC.	Atlanta Streetcar Branding Services	92,750.00
BOMBARDIER TRANSPORTATION	Repair Parts for Rail Cars	721,979.35
BRADKEN - ATCHINSON/ST. JOSEPH, INC.	Repair Parts for Rail Cars	31,046.50
BRENCO OPERATING	Spark Plugs and Other Bus Maintenance Parts	346,667.98
BRENDA STONE AND HER ATTORNEY	Legal Claim Settlement	47,500.00
BRIDGESTONE AMERICAS TIRE OPERATIONS, LLC	Bus Tire Lease & Service	1,938,330.36
BRYAN CAVE POWELL GOLDSTEIN	Representation of MARTA In Various Legal Proceedings	47,503.08

Metropolitan Atlanta Rapid Transit Authority
Persons, Firms, or Corporations Receiving \$20,000 or More
For the Period July 1, 2011 through June 30, 2012

NAME	PURPOSE	TOTAL
BULLOCH FENCE & DOOR CO.	Door Repair Services	35,644.00
BUREAU VERITAS NORTH AMERICA, INC.	Safety, Health & Industrial Hygiene Consulting Services	490,189.27
C2i SOLUTIONS, INC.	General Consulting and Professional Services	103,646.40
CADILLAC FAIRVIEW CORP.	Ground Leases	37,500.00
CADUCEUS OCCUPATIONAL MEDICINE	Employment Physicals & Drug and Alcohol Screening	153,616.00
CADWALADER, WICKERSHAM & TAFT LLP	Services Regarding Capital Lease Obligations	64,295.71
CAMERON AND ASSOCIATES, INC.	Employee Assistance Program	29,702.00
CANNON TERMITE & PEST CONTROL, INC.	Pest and Pigeon Control Services	23,754.50
CANON FINANCIAL SERVICES, INC.	Photocopier Lease and Maintenance	109,200.41
CAROLINA RIM & WHEEL CO.	Brake Linings and Drums	73,455.95
CARTER & ASSOCIATES, LLC	Lindbergh TOD Development Rights	163,690.38
CATALYST RX	Group Health Pharmacy Claims and Administrative Fees	2,936,922.72
CBS RADIO EAST INC	Radio Advertisements	38,900.00
C-COMM 911 EMERGENCY VEHICLE OUTFITTERS	Equipment for Police Department Vehicles	37,304.00
CDW GOVERNMENT, INC.	Technology Hardware and Software	188,077.67
CENTENNIAL CONTRACTORS ENTERPRISES	Various Repair And Improvement Construction Projects At Existing Facilities	3,685,213.75
CHARLES E. SMITH	Legal Claim Settlement	66,000.00
CHARLETTER HARGETT	Legal Claim Settlement	65,342.82
CHEMSEARCH	Lease, Install and Service Parts Washers at Bus Maintenance Garages	63,242.32

Metropolitan Atlanta Rapid Transit Authority
 Persons, Firms, or Corporations Receiving \$20,000 or More
 For the Period July 1, 2011 through June 30, 2012

NAME	PURPOSE	TOTAL
CHEMSMART WHOLESALE, INC.	Air Freshener	27,243.66
CINTAS CORPORATION	Employee Uniforms	399,761.99
CINTAS FIRE PROTECTION	Fire Alarm and Halon Systems Inspections and Testing	42,810.45
CITY ELECTRICAL SUPPLY	Transformer and Other Electrical Parts	57,959.67
CITY OF ALPHARETTA	ARC Offset Projects	51,296.49
CITY OF ATLANTA	Utilities - Water/Sewer; CBS Outdoor Advertising Contract Deferred Commissions	1,355,848.63
CITY OF COLLEGE PARK	Water and Sewer Services	50,732.50
CITY OF DORAVILLE	ARC Offset Projects	41,611.50
CITY OF DUNWOODY	ARC Offset Projects	50,537.00
CITY OF JOHNS CREEK, INC.	ARC Offset Projects	146,097.15
CITY OF MILTON	ARC Offset Projects	90,000.00
CITY OF ROSWELL	ARC Offset Projects	854,001.96
CITY OF SANDY SPRINGS	ARC Offset Projects & Outdoor Advertising Commissions	210,449.61
CITY OF STONE MOUNTAIN	ARC Offset Projects	231,952.81
CITY OF UNION CITY	ARC Offset Projects & Outdoor Advertising Commissions	69,095.00
CLEVELAND ELECTRIC COMPANY	ATC Track Upgrade, CNG Point Detectors, Tunnel Lighting and Other Capital Projects	1,443,424.46
CLIENTSOLV TECHNOLOGIES	General Consulting and Professional Services	1,486,721.15
CLIFF'S FIRE EXTINGUISHER COMPANY	Maintenance & Repair of Fire Extinguishers	24,129.50
COBB ENVIRONMENTAL & TECHNICAL SERVICES, INC.	Brady Groundwater Remediation System	58,116.38

Metropolitan Atlanta Rapid Transit Authority
Persons, Firms, or Corporations Receiving \$20,000 or More
For the Period July 1, 2011 through June 30, 2012

NAME	PURPOSE	TOTAL
COMMERCIAL ASPHALT AND CONCRETE	Concrete Repairs and Removal	84,575.00
COMMONWEALTH RESEARCH	Professional Services to Provide State Legislative Initiatives	20,000.00
COMMUNICATIONS SUPPLY CORP.	Corning Fiber Test Tools	56,726.65
COMPLETE ENVIRONMENTAL PRD INC	Absorbent Pads	31,761.15
CONFIDEX, INC.	Breeze Card Fare Media	190,882.93
CONNECTICUT GENERAL LIFE INS. CO.	Group Health and Wellness Medical Insurance	46,992,933.36
CONTINENTAL AMERICAN INSURANCE COMPANY (CAIC)	Critical Illness Insurance	535,659.91
CONTINENTAL CORDAGE	Grounding Cable for Rail Cars	20,625.00
COOPER & COMPANY GENERAL CONTRACTORS, INC.	Integrated Operations Center	7,039,725.91
CORE SDI, INC.	Software and Training	22,500.00
COREX, LLC	Bus Chains	69,089.00
COUNTERMEASURES ASSESSMENT	Police Department Assessment	50,000.00
COURTESY FORD, INC.	Repair of Vehicles	38,392.92
COWETA-FAYETTE EMC NATURAL GAS	Natural Gas For Facilities	325,411.96
CPAK CORPORATION	Technology Hardware and Software	245,329.88
CPI OFFICE PRODUCTS	Printer Toner Cartridges	29,489.22
CRESENT MECHANICAL SYSTEMS, INC	Repair Leaking Pipes in Decaur Station Tunnel	23,385.43
CRYMES LANDFILL TRUST ACCOUNT	Assessed Portion for Landfill Cleanup	150,296.36
CUBIC TRANSPORTATION SYSTEMS	Fare Collection System Implementation & Maintenance; PCI Implementation	7,610,363.92

Metropolitan Atlanta Rapid Transit Authority
Persons, Firms, or Corporations Receiving \$20,000 or More
For the Period July 1, 2011 through June 30, 2012

NAME	PURPOSE	TOTAL
CUMMINS POWER SOUTH, LLC	Bus Engines and Engine & Transmission Repair Parts & Supplies	1,527,921.09
DAIMLER BUSES NORTH AMERICA, INC.	Parts for Revenue Vehicles	793,982.44
DANA SAFETY SUPPLY	Police Ballistic Vests & Carriers	21,530.84
DANIELS, PHILLIP L	Legal Claim Settlement	44,858.90
DATALINK CORPORTATION	Software Support	75,220.00
DAVID ATEs, P.C.	Legal Services	24,920.00
DECATUR, CITY OF	ARC Offset Projects	173,025.07
DEKALB COUNTY BOARD OF COMMISSIONERS	CBS Outdoor Advertising Contract Deferred Commissions; ARC Offset Projects; Water Service & Stormwater Fees	971,351.37
DEKALB COUNTY TAX COMMISSIONER	Water Service & Stormwater Fees	117,331.37
DELILAH PAPADAKIS	Legal Claim Settlement	40,000.00
DELL MARKETING L.P.	Technology Hardware and Software	523,149.27
DELTA AIRLINES	Airline Tickets	144,223.94
DELTA COMPUTER SERVICES	Hardware Maintenance Support	20,700.00
DELTA DENTAL INSURANCE COMPANY	Group Health and Wellness Dental Insurance	3,353,020.12
DIVERSE ENTERPRISE	Various Maintenance Supplies & Materials	108,275.38
DIVERSIFIED ELECTRONICS INC	Electronic Supplies	27,767.04
DLR DISTRIBUTORS, INC.	Various Repair Parts and Supplies for Rail Cars	538,033.85
DLT SOLUTIONS, INC.	Technology Software and Maintenance	91,428.16
DMJM HARRIS	Transit Planning Consulting Services	2,847,220.11

Metropolitan Atlanta Rapid Transit Authority
Persons, Firms, or Corporations Receiving \$20,000 or More
For the Period July 1, 2011 through June 30, 2012

NAME	PURPOSE	TOTAL
DOCUTEAM, INC.	Photocopier Lease/Service and Equipment	58,524.15
DON HARDIN GROUP, LLC	Inspect, Test, and Repair Existing Fire Suppression Systems	94,927.50
DONALD P. EDWARDS, ATTORNEY AND	Representation of MARTA In Various Legal Proceedings	110,959.94
DOVER STAFFING, INC.	Mystery Customer Program	127,119.00
DOWELL BAKER , P.C.	Legal Claim Settlement	50,000.00
DRAEGER SAFETY, INC.	Review and Upgrade CNG Gas Detection Systems	29,725.35
DRAGER C/O CROSS INSTRUMENTATION	Service CNG Fixed Gas Detection Systems at Bus Garages	21,207.00
DYNALECTRIC GEORGIA	Emergency Trip Station Replacement	1,274,552.75
DYNAMIC METALS,LLC	Parts for Railcars and Glazing Railcar Doors	26,809.96
DYNAMIC SECURITY, INC.	Armed Security Guard Coverage for Revenue Operations	206,703.75
E. SAM JONES DISTRIBUTOR	Electric Ballasts and Lamps	50,580.91
E. W. GOGOLIN & ASSOCIATES, LLC	Representation of MARTA in Various Legal Proceedings	127,650.00
E.I. DU PONT DE NEMOURS AND COMPANY	Painting Supplies	36,904.95
E.L. JOHNSTON,INC.	Various Equipment	27,370.30
EAGLE RECOGNITION	Employee Service Recognition Pins	21,250.69
EAGLE SAFETY SUPPLY, INC.	Safety Vests	53,488.20
EAST POINT CITY OF/CITY HALL	CBS Outdoor Advertising Contract Deferred Commissions & Utilities	49,158.57
EFUNDS CORPORATION	Technology Hardware Maintenance	45,900.00
ELAINE ABERNATHY	Legal Claim Settlement	32,044.26

Metropolitan Atlanta Rapid Transit Authority
Persons, Firms, or Corporations Receiving \$20,000 or More
For the Period July 1, 2011 through June 30, 2012

NAME	PURPOSE	TOTAL
ELECTRICAL CABLE SPECIALISTS	Electrical Cable and Wire	25,189.50
ELECTRONIC DEPOT	Electronic Accessories and Repair/Replacement Parts	98,440.33
ELECTRO-WIRE, INC.	Flexane Cable	53,000.35
EMERSON NETWORK POWER, LIEBERT SVC., INC.	Maintenance Service for Computer Operation Centers	44,245.26
EN POINTE TECHNOLOGIES SALES, INC.	Software and Maintenance	66,217.96
ENGENIUS CONSULTING GROUP, INC	General Consulting and Professional Services	1,806,494.54
ENGHOUSE TRANSPORTATION, LLC	Software Upgrades	338,172.50
ENGINEERED MACHINED PRODUCTS, INC.	Mini-Hybrid Bus Kits & Other Bus Equipment	1,185,704.00
ENGINEERED RESTORATION, INC.	Installation of Expansion Joints and Shoring of Beams	72,906.00
ENSCO INC.	Automated Track Geometry Measurement Tests	90,800.00
ENTERPRISE UNIFORMS II, INC.	Authority Wide Uniforms	378,237.00
ENVIRONMENTAL TECH PRODUCTS	Glass Cleaner and Other Supplies	23,355.70
ENVISION CMOSXRAY, LLC an ILLINOIS TOO WORKS, INC. COMPANY	Portable Video X-ray System for Law Enforcement Use	58,995.17
ESCROW ACCT OF SCHWARTZ ROLLINS, LLC	Legal Claim Settlement	33,721.82
ESSENTIAL DATA CORP.	General Consulting and Professional Services	545,728.50
ETC INSTITUTE	Title VI Assessment of VBFS Alternatives	22,888.75
EVANS TECHNOLOGY INC	Project Management Consulting Services	20,190.00
EVERGREEN WASTE, LLC	Removal And Disposal Of Industrial Waste Water & Sludge	87,273.42
EXCEL BUSINESS SOLUTIONS	Litigation Services	22,373.70
EXPERT CHOICE, INC.	Decision Making Web-Based Software License	49,995.00

Metropolitan Atlanta Rapid Transit Authority
Persons, Firms, or Corporations Receiving \$20,000 or More
For the Period July 1, 2011 through June 30, 2012

NAME	PURPOSE	TOTAL
FAITH TECHNOLOGIES	Auxiliary Power Swithgear Replacement - Arts Center	395,795.58
FEDERAL METAL PRODUCTS	Parts for Rail Cars	37,040.50
FIRE SYSTEMS, INC.	Fire Extinguishers and Parts	31,676.07
FIRST SIGNAL, LLC	Equipment and Maintenance	23,933.71
FORCE 911, LLC	Service Vehicles for Police Department	85,987.00
FORSYTHE SOLUTIONS GROUP, INC	Hardware and Software	1,519,175.02
FOSTER L B COMPANY	Fasteners and Other Parts for Track Railway	319,676.80
FOUR POINTS TECHNOLOGY	Disaster Recovery Support	50,867.52
FULTON COUNTY PUBLIC WORKS	CBS Outdoor Advertising Contract Deferred Commissions	60,929.40
FUSECO INC.	Fuses for Railcars	202,983.86
GANNETT FLEMING, INC.	Elevator and Escalator Condition Assessments	118,437.60
GANTEC CORPORATION	General Consulting and Professional Services	866,350.02
GARTNER GROUP INC.	Professional Industry Research Services	188,655.00
GAS SOUTH	Natural Gas For Bus Fleet	4,479,408.45
GCA SERVICES GROUP OF NORTH CAROLINA, INC.	Facility-Wide Janitorial Services	372,609.70
GENUINE PARTS COMPANY - NAPA	Filters and Other Parts & Supplies for Buses	41,618.89
GEORGIA DEPT. OF LABOR	State Unemployment Taxes & Inspection Permits	1,254,132.89
GEORGIA PIEDMONT TECHNICAL COLLEGE	Bus Operator Commercial Drivers License Training	213,000.00
GEORGIA POWER COMPANY	Electricity and Propulsion Power; Service and Repair Work Orders	16,361,566.14

Metropolitan Atlanta Rapid Transit Authority
Persons, Firms, or Corporations Receiving \$20,000 or More
For the Period July 1, 2011 through June 30, 2012

NAME	PURPOSE	TOTAL
GEORGIA STATE UNIV. RESEARCH	Police Lieutenants Assessment	45,942.75
GEORGIA STATE UNIVERSITY	Sales Tax Projections & Six Sigma Certification	43,450.00
GEORGIA STEEL SUPPLY CO.	Stainless Steel and Aluminum Sheets	36,151.06
GEORGIA SUBSEQUENT TRUST FUND	Excess Workers Compensation Assessment & Adjustment	519,494.89
GEORGIA-PACIFIC OFFICE BLDG.	Rooftop Antennae	61,168.62
GILBERT TWEED ASSOCIATES INC.	Executive Search for Executive Director of Diversity and Equal Opportunity	26,000.00
GOOD SUCCESS COMPANY, INC.	Janitorial Services for the MARTA HQ Complex	199,053.52
GOOGLE, INC.	Google Message Security-Maintenance & Support	40,000.00
GORDIAN GROUP, INC.	Job Order Contracting Software Maintenance	36,789.59
GOVCONNECTION, INC.	Technology Hardware & Office Equipment	54,178.08
GRAINGER	Various Equipment, Parts and Supplies	259,533.42
GRAYBAR ELECTRIC	Telephone Equipment, Cable and Various Electrical Parts & Supplies	154,762.99
GREAT LAKES PETROLEUM	Engine Oil and Transmission Fluid	435,991.27
GREEN HEART ENTERPRISES	Install K9 Kennel & Shed and Concrete & Asphalt Repairs	62,423.50
GRIMCO, INC.	Designjet Latex Printer and Aluminum Sheets & Reflective Film	64,318.93
GULF STATES DISTRIBUTORS	Ammunition for Police Department	23,601.24
HARDY FLEET GROUP	Service Vehicle for Police Department	25,674.00
HARLEY-DAVIDSON OF CLAYTON COUNTY	Motorcycles for Police Department	30,088.00
HARTFORD LIFE-PENSION PLAN	Pension Contribution for Non Represented Employees	1,019,090.22

Metropolitan Atlanta Rapid Transit Authority
Persons, Firms, or Corporations Receiving \$20,000 or More
For the Period July 1, 2011 through June 30, 2012

NAME	PURPOSE	TOTAL
HAY GROUP, INC.	Internal Equity Review and External Competitiveness Analyses	33,500.00
HEATH & LINEBACK ENGINEERS, IN	Structural Inspection Engineering & Evaluation Services Of Aerial Structures	124,139.14
HEIDRICK & STRUGGLES, INC.	Executive Search Fees - CEO	27,500.00
HELEN RUX & JOSEPH A. CONOSCIENTI	Legal Claim Settlement	150,000.00
HERNANDEZ, GEORGE J	Legal Claim Settlement	621,145.84
HEWLETT PACKARD	Computer Equipment and Maintenance	248,703.38
HOLLAND & KNIGHT LLP	Governmental Affairs Consulting Services	208,500.00
HOME DEPOT	Maintenance and Repair Materials	201,252.92
HOPPECKE BATTERIES, INC.	Rail Car Batteries	124,295.33
HOUCK, ILARDI, & REGAS, IN TRUST	Legal Claim Settlement	675,000.00
HOWARD & SONS AUTOMOTIVE SERVICES, INC.	Services to Repair Vehicles	52,282.75
HOWARDS WRECKER SERVICE	Towing Services for Bus Maintenance	91,797.85
HYDRAULIC SUPPLY CO.	Hoses for Buses	21,475.00
IAN DONNELLY SYSTEMS, INC.	Breeze Debit Card	40,000.00
IBM	Mainframe Licensing and Support	172,288.00
INDUSTRIAL PACKAGING CORPORATION	Maintenance Supplies	25,083.09
ING	Life & Accidental Death and Dismemberment Insurance	2,601,749.98
INTERNET CONTENT MANAGEMENT, INC.	Web Security Maintenance	156,250.00
INTUEOR CONSULTING, INC.	General Consulting and Professional Services	1,820,291.90

Metropolitan Atlanta Rapid Transit Authority
Persons, Firms, or Corporations Receiving \$20,000 or More
For the Period July 1, 2011 through June 30, 2012

NAME	PURPOSE	TOTAL
ISE INGEGNERIA DEI SISTEMI ELE	Maintenance Parts for Rail Cars	37,950.00
ISPA, INC.	General Consulting and Professional Services	3,439,885.19
J.D. GADDIS ELECTRICAL CONTRACTORS, INC.	Repair Fuel Dispensers and Fluid Pulsers at Bus Facilities	27,040.00
JACK NADEL, INC.	Marketing and Promotional Materials	43,295.52
JACK SPEARS, INC. DBA JSI SIGN	Graphic Printer Ink Cartridges and Vinyl Adhesive	29,061.25
JACKSON, JOSEPH C.	Legal Claim Settlement	65,605.99
JAMES POWELL C/O	Legal Claim Settlement	43,500.00
JANEK	Repair and Replacement Bus Parts	171,295.00
JEM SALES, INC	General Purpose Cleaners for Revenue Vehicles	116,183.75
JOHNSON INDUSTRIES	Parts and Supplies for Mobility & Non-Revenue Vehicles	300,929.33
JOHNSTONE SUPPLY COMPANY	Parts and Supplies for HVAC Maintenance	54,335.16
JOSEPH MEMAR	Legal Claim Settlement	66,757.50
JPM PRODUCTIONS, INC.	Services for 2011 (T-Storm) - HSEEP Drill Exercise	82,936.90
KAESER COMPRESSORS, INC.	Air Compressors	116,592.78
KAISER PERMANENTE INSURANCE COMPANY, INC.	Group Health Maintenance Organization Fees	2,525,933.42
KC ELECTRONIC DISTRIBUTORS, INC	Tranducers - Isolation Amps	25,722.00
KEMI CONSTRUCTION CO., INC.	BRT/Memorial Drive Corridor Project	48,460.00
KENNETH LUCAS & HIS ATTORNEYS	Legal Claim Settlement	217,695.67
KIRK'S AUTOMOTIVE INC.	Various Maintenance/Repair Parts for Buses	95,670.90
KPMG LLP	Annual Management Audit	411,574.00

Metropolitan Atlanta Rapid Transit Authority
Persons, Firms, or Corporations Receiving \$20,000 or More
For the Period July 1, 2011 through June 30, 2012

NAME	PURPOSE	TOTAL
KRAFT POWER	Trailer Mounted 500 Kilowatt Mobile Generator	181,471.01
LANIER STEEL PRODUCTS, INC.	Various Maintenance/Repair Parts for Rail Trackway	124,620.70
LAVERNE ALSTOM-CARTER	Legal Claim Settlement	29,827.79
LAW OFFICE OF ADAM P. TAYLOR, P.C. AND SHALINE PEARSON	Legal Claim Settlement	51,600.00
LAW OFFICES OF GREGORY R. FIDLON, PC	Legal Claim Settlement	26,000.00
LAWN CREATIONS, LLC	Landscape Services	133,541.91
LAWN PRO LANDSCAPING, INC	Landscape Services	72,575.01
LEATHA EDWARDS AND BRODHEAD LAW, LLC.	Legal Claim Settlement	99,000.00
LERCH BATES, INC.	Elevator and Escalator Consulting	780,051.13
LEXISNEXIS SCREENING SOLUTIONS	Background Verifications	39,263.66
LIFT ATLANTA, INC.	Tow Tractors and Other Equipment	113,387.02
LIGHT BULB DEPOT 13 LLC	Lamps and Ballasts	46,241.62
LINK-RADLINSKI, INC.	Brake and Suspension Testing Equipment & Repair Services	39,911.36
LPS INTEGRATION, INC.	Computer Hardware and Support	357,130.32
LTK ENGINEERING SERVICES	Rail Vehicle Consulting (RVC) Services	1,930,179.99
LYNCHVAL SYSTEMS WORLDWIDE, INC.	Software Maintenance	43,500.00
M & A WELDING-LAKE CITY	Welder and Accessories	27,447.88
M & D SENG, LLC	Property Acquisition for Expansion of Hamilton Bus Facility	783,047.60
M.C. DEAN, INC	Install Fire Suppression System, Rail Service Control Center Suppression Restoral & Software Maintenance	2,056,193.64

Metropolitan Atlanta Rapid Transit Authority
Persons, Firms, or Corporations Receiving \$20,000 or More
For the Period July 1, 2011 through June 30, 2012

NAME	PURPOSE	TOTAL
MABRY & MCCLELLAND	Representation of MARTA in Various Legal Proceedings	675,168.70
MAC PAPERS	Printing Paper for Authority-Wide Use	152,667.26
MACTON CORPORATION	Lift Parts	65,088.00
MALE THOMAS & HIS ATTY HINTON & POWELL	Legal Claim Settlement	43,385.14
MANSFIELD OIL CO INC.	Diesel Fuel and Unleaded Gasoline	1,064,244.71
MARATHON INDUSTRIAL	OSHA Compliance Inspections, Certifications of Cranes & Repairs	23,696.64
MARGESON PROPERTIES, LLC	Lease Payments	28,350.00
MARJEAN SELBY CONTRACTING, INC.	Sidewalk Repairs and Other Services	26,530.00
MARSH USA, INC.	Excess Liability and Property & Casualty Insurance Coverage	3,172,592.39
MASSANA CONSTRUCTION, LLC.	Civic Center Ceiling Panel Replacement & Track Slab Rehab	691,896.68
MAULDIN & JENKINS, LLC	Annual Financial and Single Audits	101,950.00
MAYER ELECTRIC SUPPLY COMPANY, INC.	Liebert Computer Room Air Conditioning System	62,848.28
MCGUIRE WOODS, LLP	Professional Services Regarding State Legislative Initiatives	37,500.00
MCMaster-CARR SUPPLY CO	Various Repair Parts & Tools	46,255.31
MCPHERSON OIL CO. INC.	Engine Oil, Lubricants and Grease	69,362.04
MECO OF ATLANTA	Installation of Gas Pump and Various Parts & Repairs	29,602.96
MEDIA SOUTH COMPUTER SUPPLIES	Toner Cartridges and Other Office Supplies	31,278.73
MERLINOS & ASSOCIATES, INC	Actuarial Services for Risk Management Department	31,527.71
MERSEN USA BN CORP	Truck Axle Ground Brushes for Railcars	21,012.50

Metropolitan Atlanta Rapid Transit Authority
Persons, Firms, or Corporations Receiving \$20,000 or More
For the Period July 1, 2011 through June 30, 2012

NAME	PURPOSE	TOTAL
METRO VAC & BROOM SERVICE	Sweeping of Parking Lots	43,600.00
METROPOLITAN ATLANTA TRANSIT CONSULTANTS (MATC)	General Engineering Consulting Services in Support of the Capital Program	25,434,722.38
MILLENNIUM TORQUE & TENSIONING, INC.	Pneumatic Gear Multipliers	24,975.00
MINDJET, LLC	Software and Support Maintenance	20,776.32
MINGLEDORFF'S INC - NORCROSS	HVAC Units and Repair Parts	46,367.19
MODERN TRACK MACHINERY, INC.	Geismar Tampers and Rail Saw Blades	28,875.73
MOHAWK MFG. & SUPPLY CO.	Various Bus Maintenance Parts	218,436.30
MORRIS VISITOR PUBLICATIONS	Magazine Advertisements	27,000.00
MORS SMITT TECHNOLOGIES, INC.	Relay for Railcars	96,251.23
MOTION INDUSTRIES, INC.	Railcar and Bus Parts	84,792.99
MOTOROLA SOLUTIONS, INC.	Software and Support Maintenance for Radio Communications System	573,803.58
MSC INDUSTRIAL SUPPLY CO.	Small Tools, Equipment and Supplies	35,178.85
MSCO	Various Maintenance Supplies & Materials	27,825.01
MUNCIE TRANSIT SUPPLY	Various Repair Parts For Revenue Vehicles	234,637.43
MUNDLE & ASSOCIATES, INC	Development of VBFS Implementation Plan Options	333,075.94
MUZAK OF ATLANTA	Muzak Provided Services	21,519.96
MYTHICS, INC.	Software Maintenance for Oracle Systems	514,651.92
NATIONAL BUS SALES & LEASING	Mobility Bus Repair Parts	141,886.97
NATIONAL TRANSIT INSTITUTE	Training Courses	25,300.00

Metropolitan Atlanta Rapid Transit Authority
Persons, Firms, or Corporations Receiving \$20,000 or More
For the Period July 1, 2011 through June 30, 2012

NAME	PURPOSE	TOTAL
NATIONWIDE ELECTRICAL TESTING	Replace LV Cable	99,982.11
NEOPART DIV. OF NEOPLAN USA	Various Bus Replacement and Repair Parts	167,524.27
NEW FLYER INDUSTRIES CANADA, ULC	Various Bus Replacement and Repair Parts	1,593,957.52
NEW GEORGIA COLLISION LLC	Body Repairs for Buses	39,024.32
NEW SOUTH - CIRCLE ENTERPRISES A JOINT VENTURE	Design-Build Solar Canopies at the Laredo Bus Maintenance Facility	5,767,999.00
NEWMARK & COMPANY REAL ESTATE, INC.	Financial Analysis for TOD Sites & Concession Price Modeling	31,900.00
NORTH AMERICAN BUS INDUSTRIES, INC.	Various Bus Replacement and Repair Parts	61,128.51
NORTH AMERICAN SPECIALTY GLASS LLC	Replacement Glass for Railcars	103,291.68
NORTHERN TRUST COMPANY	Employer Portion of Non-Represented Pension and Other Post Employment Benefits Contribution	28,468,283.71
OCE NORTH AMERICA, INC.	Printer Engine and Scanner	78,110.18
OFFICE DEPOT, INC-FLORIDA	Office Supplies	120,841.03
OMEGA MEDIA GROUP, INC.	Customer Service Videos	29,250.00
ONE BUCKHEAD LOOP CONDOMINIUM ASSOC	Settlement Regarding Buckhead Station North Entrance Improvements	75,000.00
OPEN TEXT, INC.	Software Maintenance	28,031.77
ORACLE AMERICA, INC.	Software Licensing, Support & Maintenance and Training	410,917.48
ORACLE USA, INC.	Procurement of Additional Licenses & Associated Maintenance and Support for Oracle ERP Suite	132,240.68
PACIFIC LIFE AND ANNUITY	Legal Claim Settlement	45,848.00
PALFLEET TRUCK EQUIPMENT COMPANY	Snow Plows and Repair of Equipment	28,897.06

Metropolitan Atlanta Rapid Transit Authority
Persons, Firms, or Corporations Receiving \$20,000 or More
For the Period July 1, 2011 through June 30, 2012

NAME	PURPOSE	TOTAL
PARAGON COMMUNICATIONS	Telephone Equipment	42,549.39
PARKS, CHESIN, WALBERT P.C.	Legal Claim Settlement	170,000.00
PARKWAY ONE CAPITAL CITY PLAZA, LLC.	Replacement Parking Fee Regarding Buckhead Station No. Entrance and Pedestrian Bridge	48,280.00
PATRICIA ELDER C/O MARY WILSON, ESQ.	Legal Claim Settlement	29,814.75
PATRIOT TECHNOLOGIES, INC.	File Integrity Monitoring Software	32,714.99
PC MALL GOV SOLUTIONS	Software Maintenance	21,669.00
PCM ELECTRICAL CONTRACTORS, INC	Rehab and Repair Gates at Candler Park and Avondale MOW	25,079.27
PEACHTREE GOVERNMENT AFFAIRS, LLC.	Legal and Governmental Services	33,000.00
PEOPLE'S JANITORIAL SUPPLIES	Janitorial Supplies, Cleaners, Deodorizers, Polishing Pads, Gloves, Brooms	337,817.19
PET SUPPLIES PLUS	Supplies for Canine Program	21,615.78
PETER BENJAMIN	Consulting Services to Update MARTA's Strategic Plan	45,399.12
PETROLEUM TRADERS CORPORATION	Diesel Fuel And Gasoline for Revenue Vehicles	9,020,455.35
PINNACLE SOLUTIONS	Deodorizer for Rest Rooms and Elevators	97,000.00
PINNACLE TOWERS INC.	Rental Of Tower Space For Radio Communications	43,733.91
PITNEY BOWES, INC.	Toner Cartridges and Parts for Fax Machines and Printers	61,885.50
PLANET TECHNOLOGIES	General Consulting and Professional Services	95,914.00
PLASSER AMERICAN CORPORATION	Plasser Tamping Machine Operator Certification Training	26,467.96
POLARIS ASSOCIATES, INC.	General Consulting and Professional Services	3,507,272.17
POND & COMPANY	Design Security Upgrades	188,293.68

Metropolitan Atlanta Rapid Transit Authority
Persons, Firms, or Corporations Receiving \$20,000 or More
For the Period July 1, 2011 through June 30, 2012

NAME	PURPOSE	TOTAL
PORTER PAINTS	Paint and Various Painting Supplies	24,932.25
POWER AND ENERGY SERVICES, INC.	Inspection, Testing and Maintenance of Emergency Standby Generators, and Automatic Transfer Switches (ATS)	78,199.28
PRECISION 2000, INC.	Stonecrest Park & Ride Lot, Phase I	848,969.23
PRESIDIO NETWORKED SOLUTIONS	Dense Wave Division Multiplexing Upgrade	610,676.90
PREVOST PARTS	Parts for Buses	108,094.11
PROGRESSIVE SUPPLY	Batteries, Disposable Coveralls and Other Supplies	87,256.97
PUBLIC FACILITIES & SERVICES	Custodial and Landscape Services	22,053.96
PURSLEY LOWERY & MEEKS, LLP	Representation of MARTA in Various Legal Proceedings	531,349.04
QNET INC.	General Consulting and Professional Services	505,557.58
QUALITY AIR TOOL	Rolling Jacks and Replacement	31,842.18
R&D COMPUTERS	Hardware Maintenance Support	24,000.00
RAILROAD FRICTION PRODUCTS CORP.	Brake Shoes for Rail Car Trucks	24,635.52
RAILX CORP	Parts for Rail Cars	37,080.00
RAM INDUSTRIAL SERVICES, INC.	Small Motor Overhaul and Repair Services	294,985.80
RANDOLPH & COMPANY, INC.	West Lake Station TCR Waterproofing and Renovations	210,659.51
RED THE UNIFORM TAILOR, INC	Employee Uniforms And Work Clothes	180,642.20
REGIONAL LIGHTING, LLC	Ballasts, Lamps and other Parts	152,461.28
RELIABLE HYDRAULICS	Various Equipment and Repairs	38,342.98
REMOTEC, INC.	Upgrade of Police Robot and Hybrid Radio System	117,654.00

Metropolitan Atlanta Rapid Transit Authority
Persons, Firms, or Corporations Receiving \$20,000 or More
For the Period July 1, 2011 through June 30, 2012

NAME	PURPOSE	TOTAL
RESOURCE SUPPLY MANAGEMENT	Consulting Services for Energy Procurement and Utilization	66,351.66
REUBEN HAND, JR AND HIS ATTORNEYS	Legal Claim Settlement	75,000.00
RHONDA MOYE-BRANISON	Legal Claim Settlement	53,003.07
ROBERT HALF INTERNATIONAL, INC.	Executive Search Fees - AGM of Audit	54,450.00
ROBERT KING	Legal Claim Settlement	63,309.14
ROBERTS FIRE PROTECTION, INC.	Repair of Fire System in Peachtree Tunnell	21,720.00
ROBIN S. SALTER	Market Research Performance Analysis	41,794.59
ROYAL BRASS & HOSE	Bolts, Couplings and Hose Clamps	41,234.82
RPM INDUSTRIES	Parts for Bus Maintenance	34,531.02
RS ELECTRONICS	Parts for Rail Cars	60,182.46
RSA SECURITY, LLC	Software Support	24,875.00
RSM SERVICES CORPORATION	Service Monitoring Mobile System	46,720.00
RTC ATLANTA	Services for Bus Maintenance	99,168.00
RUBIO & SON INTERIORS	Carpentry and Repair Services for MARTA HQ Complex	36,865.42
RUSH TRUCK CENTER	Repairs and Parts for Vehicles	81,378.16
RUSH TRUCK CENTERS OF GEORGIA, INC.	Repairs and Parts for Vehicles	722,988.28
RYCARS CONSTRUCTION, LLC	Roof Replacement and Rehabilitation	770,595.49
S & W SERVICES OF ATLANTA	Revenue Vehicle Towing Services	112,840.00
S&ME, INC.	Laredo Bus Maintenance Facility Groundwater Remediation System	59,741.01

Metropolitan Atlanta Rapid Transit Authority
Persons, Firms, or Corporations Receiving \$20,000 or More
For the Period July 1, 2011 through June 30, 2012

NAME	PURPOSE	TOTAL
S.G.A.	Traction Rods & Other Railcar Parts	33,598.00
SACRED SPACES, INC.	Heavy Duty Tarps for Rail Car Maintenance	94,600.00
SAE PARTS WAREHOUSE	Repair Parts for Bus Maintenance	68,603.80
SAFENET, INC.	Software and Maintenance	31,409.00
SAINT JOSEPHS HOSPITAL OF ATLANTA	Legal Claim Settlement	55,131.60
SCHALTBAU NORTH AMERICA	Railcar Door Switches	308,781.78
SCHINDLER ELEVATOR CORPORATION	Escalator Rehabilitation & Elevator and Escalator Maintenance	8,611,397.50
SCHWARTZ ROLLINS, LLC	Legal Claim Settlement	509,185.23
SCIENCE APPLICATIONS INTERNATIONAL CORPORATION	Continuity of Operations Plan (COOP) Training and Exercise Program	262,827.94
SDR ENGINEERING CONSULTANTS, INC.	Consultant Services Regarding Cracking in AASHTO Prestressed Concrete Girders	27,331.18
SECOVA, INC.	On-Line Benefits Administration and Enrollment Services	190,772.82
SECURR	Homeland Security Compliant Waste Receptacles	64,300.00
SEEMA & SURESH TANEJA	Legal Claim Settlement	625,000.00
SENG TIRE, INC.	Relocation Benefits Due to Hamilton Facility Expansion	87,000.00
SESCO LIGHTING	Replacement Lighting	103,001.89
SHARED SOLUTIONS AND SERVICES, INC.	PBX Hardware & Maintenance	158,487.02
SHERWIN WILLIAMS	Paint and Various Supplies	63,802.97
SHIRLEY HINES	Legal Claim Settlement	52,676.00

Metropolitan Atlanta Rapid Transit Authority
Persons, Firms, or Corporations Receiving \$20,000 or More
For the Period July 1, 2011 through June 30, 2012

NAME	PURPOSE	TOTAL
SIEL SRL	Parts for Rail Cars	85,100.00
SIEMENS INDUSTRY, INC.	Equipment and Services for Telephone Upgrade	38,455.00
SIEMENS TRANSPORTATION SYSTEMS	Traction Power Substation and Atlanta Streetcar Rail Cars	5,418,019.76
SIMMONS MACHINE TOOL CORP	Service and Parts for Repair of Wheel Truing Machine	50,523.09
SIMPLEX GRINNELL	Preventative Maintenance & Repair Services for Bus Fire Suppression and Gas Detection Systems	197,107.14
SMART INSIGHTS GROUP, LLC	Services to Provide a Procurement Audit Program	25,709.24
SNAP-ON TOOLS CORPORATION	Various Tools	28,732.91
SNAPPER IND PRODUCTS INC	Various Tools and Equipment	126,433.66
SOUTHEAST SAFETY SUPPLY	Various Parts and Supplies	22,220.20
SOUTHERN METALCRAFT, INC.	Parts for Rail Cars	66,430.00
SOUTHLAND PRINTING COMPANY, INC.	Magnetic Stripe Tickets for Revenue Services	20,685.10
SPECTRA LOGIC CORPORATION	Software Support	54,770.40
SPRINT/NEXTEL	Cellular Phone Service	254,129.45
STAG ENTERPRISE, INC.	Work Gloves and Other Supplies	27,579.52
STANLEY SECURITY SOLUTIONS, INC.	Door Locks and Other Repair Parts	41,864.31
STAPLES BUSINESS ADVANTAGE	Office Supplies	27,199.58
STATE BOARD WORKMANS'COMP	Fiscal Year 2012 Annual Assessment	90,554.66
STATE ROAD & TOLLWAY AUTHORITY	Georgia 400 Toll Fees	20,430.76
STONE MNT. TURF & SHRUB CARE	Landscape Services	252,211.00

Metropolitan Atlanta Rapid Transit Authority
Persons, Firms, or Corporations Receiving \$20,000 or More
For the Period July 1, 2011 through June 30, 2012

NAME	PURPOSE	TOTAL
STONE MOUNTAIN HARLEY-DAVIDSON	Police Patrol Motorcycles and Maintenance Plan	60,564.00
STORAGE ENGINE, INC.	Professional Services & Maintenance Support for Storage Area Network	671,628.75
STORM COPPER COMPONENTS	Parts for Rail Cars	49,239.86
STS,LLC	Utility Location Service	189,863.02
SUMMERS ROOFING CO., INC.	Roof Repairs	23,572.00
SUNBELT RENTALS INC.	Rental of Generators	103,950.52
TA SERVICES GROUP, LLC	Lighting Control Upgrades	35,045.97
TECHNICAL MAINTENANCE INC.	Calibration Services	32,533.00
TEKSYSTEMS	General Consulting and Professional Services	145,662.08
TELMAR NETWORK TECHNOLOGY	Software Maintenance	61,830.00
TEMPUS SYSTEMS INC.	Annual Software Maintenance Fee For Timeware	28,402.83
TENET HEALTH SYSTEM	Legal Claim Settlement	61,380.18
TENNANT	Parts & Repair of Sweepers	22,405.36
TETRA TECH NUS, INC.	Hamilton Groundwater Remediation System	22,320.00
THE BUSINESS PSYCHOLOGY COMPANY	Professional Services for Executive Management Team	32,000.00
THE R.B. ROBINSON COMPANY, LLC	Professional Services to Provide State Legislative Initiatives	27,000.00
THERMO KING ATLANTA, INC.	HVAC Units and HVAC Repair Parts for Buses	386,382.79
THOMAS KENNEDY SAMPSON & TOMPKINS LLC	Representation of MARTA in Various Legal Proceedings	626,052.23
THOMAS, ROBERT N	Legal Claim Settlement	130,000.00

Metropolitan Atlanta Rapid Transit Authority
Persons, Firms, or Corporations Receiving \$20,000 or More
For the Period July 1, 2011 through June 30, 2012

NAME	PURPOSE	TOTAL
TONEY'S ELECTRIC MOTOR SVC INC	Rebuild and Repair Motors	23,516.77
TOPCOR	Welding Services to Repair Railcar Transom Tubes	24,705.36
TRANE U.S. INC.	HVAC Equipment	89,654.62
TRANSCHEM SYSTEMS, LLC	Teledriver System Upgrade and Maintenance	122,763.00
TRANSDYN, INC.	Remote Terminal Unit Replacements	107,104.20
TRANSOURCE SERVICES, CORP.	Hardware Equipment & Warranty Svcs for the CCTV Expansion Project	30,000.00
TRANSTECHNIK CORP USA	Various Parts for Rail Cars	351,982.71
TRAPEZE SOFTWARE GROUP	Upgrade and Maintenance of Bus Radio/AVL System	3,269,599.60
TRINITY LANDSCAPE & DESIGN, LL	Landscape Services	101,041.71
TTA Systems LLC	Parts for Rail Cars	20,643.28
TURBO POWER SYSTEMS, LTD	Parts for Rail Cars	27,467.20
TWINCO MFG. CO., INC.	Train Stop Motor & Gear Box; Capacitor & Ccircuit Controller Assemblies	79,306.76
TYNESHA WELLS & MONGE & ASSOC. P.C.	Legal Claim Settlement	225,000.00
U S POSTAL SERVICE	Postage	60,961.59
U.S. MECHANICAL, LLC	Facilities Repair Services	56,676.80
UNIFIED RUBBER CORP	Parts for Rail Cars	43,485.22
UNITED RENTALS AERIAL EQUIPMENT	Rental and Purchase of Lifts	30,795.72
UNITED TRANSMISSION SERVICE	Services for Bus Maintenance	44,100.00
UNIVERSAL ENVIRONMENTAL SVCS,	Vacuum Truck Liquid Removal at Perry Garage	37,365.90

Metropolitan Atlanta Rapid Transit Authority
Persons, Firms, or Corporations Receiving \$20,000 or More
For the Period July 1, 2011 through June 30, 2012

NAME	PURPOSE	TOTAL
URS CORPORATION	Environmental Engineering Consulting Services	1,476,275.62
URS ENERGY & CONSTRUCTION, INC.	Design/Build Services for Atlanta Streetcar	2,726,429.00
USIS, INC. DBA AMERISYS	Worker's Compensation Managed Care	294,426.80
USSC GROUP, INC.	Retractor Seatbelts for Buses	55,268.94
UTC RAIL & AIR SOURCES, INC.	Overhaul and Repair of Rail Car AC Wheelsets	1,116,779.90
UTILITIES PROTECTION CENTER	Membership Fees for Wayside Maintenance	36,588.57
UTILITY MANAGEMENT SERVICES	Utility Manager Software	33,645.00
VAPOR STONE RAIL SYSTEMS	Replacement/Repair Parts for Rail Cars	409,956.27
VEAL CONCRETE, INC	Repair Damaged Concrete at Laredo Garage	31,345.50
VECOM USA LLC	Parts and Repairs for Rail Cars	252,105.84
VEHICLE MAINTENANCE PRGM, INC.	Fuses, Filters and Lamps for Buses	62,853.96
VEOLIA TRANSPORTATION MAINTENANCE AND INFRASTRUCTURE, INC.	Running Rail and Switch Tie Replacement	5,112,754.53
VOSS ELECTRIC CO. DBA VOSS LIGHTING	Lamps and Ballasts	59,713.44
VSC FIRE & SECURITY, INC.	Maintenance and Repair Services	22,813.00
VULCANITE AUSTRALIA	Parts for Rail Cars	69,995.00
W. W. WILLIAMS SE, INC.	Parts and Repairs for Buses	735,364.14
WABCO TRANSIT	Specialized Rail Car Repair/Replacement Parts	1,437,911.15
WADE FORD	Maintenance and Repair of Vehicles and Purchase of Service Vehicles	497,018.66
WALGREENS HEALTH INITIATIVES	Group Health Pharmacy Claims and Administrative Fees	5,419,068.88

Metropolitan Atlanta Rapid Transit Authority
Persons, Firms, or Corporations Receiving \$20,000 or More
For the Period July 1, 2011 through June 30, 2012

NAME	PURPOSE	TOTAL
WELLS FARGO BANK, N.A.	Employer Portion of Represented Pension Contributions	7,533,537.31
WELLS FARGO EQUIPMENT FINANCE, INC.	Termination of Financial Leasing Agreement	807,000.00
WEST CHATHAM WARNING DEVICES, INC.	Motorcycle Equipment	58,738.48
WEST INFORMATION PUBLISHING	Legal Library Update Service	53,669.07
WG SOURCING, INC.	Parts for Rail Cars	94,677.90
WHITE ELECTRICAL CONSTRUCTION COMPANY	Auxiliary Power/MCC Replacement - Ashby Street	260,219.21
WHOLESALE INDUSTRIAL ELECTRONICS	Various Inventory Repair Parts	314,980.78
WILLIAMS CONSULTING GROUP, INC.	Professional Government Affairs Services (State)	22,500.00
WILLIAMS DETROIT DIESEL ALLISON	Bus Engines, Transmissions & Various Maintenance and Repair Parts	2,966,145.25
WILMINGTON TRUST COMPANY	Fees Regarding Financial Lease Arrangements	30,750.00
WM LAMPTRACKER, INC.	Shipping Boxes for Mercury Containing Lamps	35,856.50
WRIGHT EXPRESS FINANCIAL SVC.	Gasoline For Service Vehicles	330,834.06
XEROX OMNIFAX	Lease and Maintenance of Office Equipment	202,524.34
XPEDX ATLANTA	Hydroknit Towels	30,653.51
YANCEY BROS, CO.	Equipment Rentals	40,100.00
YEAR UP, INC	Intern Staff	22,750.02
YOLANDA BANKS, & HER ATTORNEYS	Legal Claim Settlement	550,000.00
ZAYO FIBER SOLUTIONS, LLC.	Fiber Optic Lease	82,317.12
ZIEGLER TOOLS INC	Filmshield for Rail Cars & Various Tools & Supplies	75,057.16

METROPOLITAN ATLANTA RAPID TRANSIT AUTHORITY PAYMENTS TO CONSULTANTS

The report lists all the consultants who performed services for MARTA, a brief description of the service provided, along with the total payment made by MARTA to them during the year. All consultants are listed regardless of the amount paid.

**Metropolitan Atlanta Rapid Transit Authority
Payments to Consultants
For the Period July 1, 2011 to June 30, 2012**

NAME	PURPOSE	TOTAL
2020 Company, LLC	Technology Consulting Services	194,760.00
Abacus Solutions, LLC	Network Application Maintenance & Equipment	63,803.81
Advanced Strategies, Inc.	Facilitation of Business Process Analysis	40,000.00
AECOM/DMJM Harris	Transit Planning Consulting Services	2,847,220.11
Appelbaum & Associates, P.C.	Representation of MARTA in Various Legal Proceedings	534,075.63
Arcadis U.S., Inc.	Professional Surveying Services	23,503.82
Artison & Associates	Consulting Services for the MARTA Connector	5,500.00
Asset Works, Inc.	EAM/ERP Software Maintenance	461,622.05
ATC Associates	Geotechnical Engineering and Construction Materials Testing	321,659.62
Atlanta Soundworks, Inc.	Enhancement of Board Room PA System	24,755.69
AVS Consulting	Police Psychological Assessment Program	20,337.50
Axiom Corporation	General Consulting and Professional Services	1,434,443.89
Bigelow Advertising, Inc.	Creative Development of a Public Awareness Campaign	92,750.00
Booz Allen & Hamilton, Inc.	General Consulting and Professional Services	2,720.00
Bruce L. Bromberg	Legal Services	100.00
Bryan Cave Powell Goldstein	Representation of MARTA in Various Legal Proceedings	47,503.08
Bureau Veritas North America, Inc	Safety, Health & Industrial Hygiene Consulting Svcs	490,189.27
C2i Solutions, Inc.	General Consulting and Professional Services	106,346.40
Carr & Associates	Appraisal Services	5,500.00
Central Maryland Regional Transit	Mobility Travel Training	788.23
Charles F. Kalb, Jr.	Consultant Services	3,235.34
Cision US Inc.	Media Monitoring Services	9,226.21
Clientsolv Technologies	General Consulting and Professional Services	1,486,721.15

**Metropolitan Atlanta Rapid Transit Authority
Payments to Consultants
For the Period July 1, 2011 to June 30, 2012**

NAME	PURPOSE	TOTAL
Commonwealth Research	Professional Services to Provide State Legislative Initiatives	20,000.00
Compsych Corporation	Employee Assistance Program Provider	9,655.00
Countermeasures Assessment	Perform MARTA Police Assessment	50,000.00
David Ates, P.C.	Legal Services	24,920.00
Deriv Activ, Inc.	Swap Monitoring Professional Services	18,500.00
Donald P. Edwards, Attorney	Representation of MARTA in Various Legal Proceedings	110,959.94
Dover Staffing, Inc.	Mystery Customer Program	127,119.00
Draeger Safety, Inc.	Review and Upgrade CNG Gas Detection Systems	29,725.35
Dumas & Associates, Inc.	Professional Services to Provide State Legislative Initiatives	8,000.00
E. W. Gogolin & Associates, LLC	Representation of MARTA in Various Legal Proceedings	127,650.00
Eckert Seamans Cherin & Mellot	Professional Services for Unwinding Lease Leaseback Financing Agreements	3,910.45
EnGenius Consulting Group	General Consulting and Professional Services	1,806,494.54
EnSCO, Inc.	Automated Track Geometry Measurement Tests	90,800.00
Esquire	Transcription & Desposition Services	7,272.57
Essential Data Corp.	General Consulting and Professional Services	545,728.50
ETC Institute	Title VI Assessment of VBFS Alternatives	22,888.75
Evans Technology, Inc	Consulting for Capital Program Management Solution	20,190.00
Forsythe Solutions Group, Inc.	Software & General Consulting and Professional Services	1,519,175.02
Gantec Corporation	General Consulting and Professional Services	866,350.02
Gartner Group Inc.	Technical Subscription for IT Leaders and Senior Level Executives (CIO)	188,655.00
Genetic, Inc.	Technical Training to Support CCTV Users	11,130.00
Georgia 360, LLC	Professional Services to Provide State Legislative Initiatives	15,000.00
Georgia State Univ. Research Foundation	Police Training & Assessment and Six Sigma Certification for Technology Personnel	45,942.75

**Metropolitan Atlanta Rapid Transit Authority
Payments to Consultants
For the Period July 1, 2011 to June 30, 2012**

NAME	PURPOSE	TOTAL
Georgia State University	Sales Tax Projections and Sponsorship of Economic Forecasting Center	43,450.00
GHZ Communications, Inc.	Bus Radio/AVL Project	18,720.82
Gilbert Tweed Associates, Inc.	Executive Search for Position of Executive Director of DEO	26,000.00
Gordian Group, Inc.	Job Order Contracting Software Maintenance	36,789.59
Hands Together Interpreting	Interpreting and Signing Services	198.00
Hay Group, Inc.	Strategic HR Assessment	33,500.00
Heidrick & Struggles, Inc.	Executive Search Fees - CEO	27,500.00
Holland & Knight, LLP	Governmental Affairs Consulting Services (Federal and State)	208,500.00
IBM Corporation	Mainframe Licensing and Support	172,288.00
Intueor Consulting, Inc.	General Consulting and Professional Services	1,820,291.90
ISPA, Inc.	General Consulting and Professional Services	3,439,885.19
James E. McGuire, LLC	Legal Services	1,131.75
John A. Dash & Associates	Arbitration Services and Reports	4,889.90
JPA Reporting, LLC.	Court Reporting Services	167.40
JPM Productions, Inc.	Services for 2011 (T-Storm) - HSEEP Drill Exercise	82,936.90
KPMG LLP	Annual Management Audit	411,574.00
Kramer & Alfano, P.C.	Legal Services	2,125.00
Language Line Services	Services for Interpretations via Phone	1,163.08
Lerch Bates, Inc.	Elevator and Escalator Consulting	780,051.13
LPS Integration, Inc.	Computer Hardware and Support	357,130.32
LTK Engineering Services	Rail Vehicle Consulting (RVC) Services	1,930,179.99
Mabry & McClelland	Representation of MARTA in Various Legal Proceedings	675,168.70
Margaret Merhoff	Material Management Peer Review	3,231.21

**Metropolitan Atlanta Rapid Transit Authority
Payments to Consultants
For the Period July 1, 2011 to June 30, 2012**

NAME	PURPOSE	TOTAL
McGuire Woods, LLP	Professional Services Regarding State Legislative Initiatives	37,500.00
McKenna Long & Aldridge	Legal Services	7,618.89
Merlinos & Associates, Inc.	Actuarial Services for Risk Management Department	31,527.71
Metropolitan Atlanta Transit Consultants (MATC)	General Engineering Consulting Services in Support of the Capital Program	25,434,722.38
Morris Interpreting Services, Inc.	Interpretation Services	9,118.00
Mundle & Associates, Inc.	Development of VBFS Implementation Plan Options	333,075.94
Newmark & Company Real Estate, Inc.	Retail Concessions Psychographic Analysis, Retail Location and Financial Analysis	31,900.00
Omega Media Group, Inc.	Customer Service Videos	29,250.00
Passion Fruit Inc.	Provide Voice Recording for Interactive Voice Response System	5,444.11
PBS&J	Surveying Services	1,322.98
Peachtree Government Affairs, LLC	Legal and Governmental Services	33,000.00
Peter Benjamin	Services to Update MARTA's Strategic Plan	45,399.12
Planet Technologies	General Consulting and Professional Services	95,914.00
Polaris Associates, Inc.	Technology Consulting Services	3,507,272.17
Polaris Laboratories, LLC	Oil and Fuel Analysis Services	13,080.40
Pond & Company	Design Services For Facility Lighting Modification At Rail Stations And Other Facilities	188,293.68
Presidio Networked Solutions	Dense Wave Division Multiplexing Upgrade	610,676.90
Pursley Lowery Meeks, LLP	Representation of MARTA in Various Legal Proceedings	531,349.04
QNET, Inc.	Professional Information Technology Support And Services	505,557.58
Regency Reporting, Inc.	Court Reporting Services	1,951.00
Resource Supply Management	Consulting Services for Energy Procurement and Utilization	66,351.66
Robert Half International, Inc.	Executive Search Fees - AGM of Audit	54,450.00
Robin S. Salter	Market Research Performance Analysis	41,794.59

**Metropolitan Atlanta Rapid Transit Authority
Payments to Consultants
For the Period July 1, 2011 to June 30, 2012**

NAME	PURPOSE	TOTAL
Sally Williamson & Associates	Executive Communications Coaching Services	13,735.22
Schindler Elevator Corporation	Escalator Rehabilitation Project & Elevator/Escalator Maintenance	8,611,397.50
SDR Engineering Consultants, Inc.	Consultant Services to Address the Cracking in AASHTO Prestressed Concrete Girders	27,331.18
Shared Solutions and Services, Inc.	PBX Hardware & Maintenance	158,487.02
Smart Insights Group, LLC	Services to Provide a Procurement Audit Program	25,709.24
Smiths Detection-Newport	Police Training for Hand-Held Detectors	5,450.00
Storage Engine, Inc.	Professional Services & Maintenance Support for Storage Area Network	671,628.75
STR Software	Software Support	13,950.00
Teksystems	General Consulting and Professional Services	145,662.08
The Business Psychology Company	Professional Services for Organizational Development & Team Building	32,000.00
The R.B. Robinson Company, LLC	Professional Services to Provide State Legislative Initiatives	27,000.00
Thomas, Kennedy, Sampson & Tompkins LLC	Representation of MARTA in Various Legal Proceedings	626,052.23
Thompson Coburn	Legal Services	1,751.36
Transched Systems. LLC	Teledriver System Upgrade and Maintenance	122,763.00
Trapeze Software Group	Software Maintenance & Support	2,120,002.90
Truelanguage	Translation Services	16,742.44
University of Illinois	Professional Technical Support for MARTA Participation in Metro Rail Discussion Group	10,000.00
URS CORPORATION	Environmental Engineering Consulting Services	1,476,275.62
USIS, Inc. dba Amerisys	Worker's Compensation Managed Care	294,426.80
V & L Research and Consulting, Inc.	Hispanic Rider Study	5,500.00
Volklan, LLC	Georgia Soil and Water Conservation Commission (GSWCC) Training	9,800.00
Wheeler Reporting Company	Deposition Services	305.60
Williams Consulting Group, Inc.	Professional Governmental Affairs Services (State)	22,500.00

**Metropolitan Atlanta Rapid Transit Authority
Payments to Consultants
For the Period July 1, 2011 to June 30, 2012**

<u>NAME</u>	<u>PURPOSE</u>	<u>TOTAL</u>
Wimberly, Lawson, Steckel	Representation of MARTA in Various Legal Proceedings	673.00

METROPOLITAN ATLANTA RAPID TRANSIT AUTHORITY BOARD OF DIRECTORS' FEES

This report lists the total fees paid during the fiscal year to each member of the MARTA Board of Directors for their service on the Board. The report does not include travel or conference expenses.

METROPOLITAN ATLANTA RAPID TRANSIT AUTHORITY
Board of Directors Fees
Paid For the Period July 1, 2011 through June 30, 2012

<u>DIRECTOR</u>	<u>Total Fees</u>
Abernathy, Juanita Jones	\$ 2,415.00
Ashe III, Robert L.	2,625.00
Buckley Sr., Harold	4,725.00
Butler, Wendy	3,465.00
Daniels Jr., Frederick	9,555.00
Durrett, Jim	10,080.00
Edmond, Roderick E.	2,940.00
Ellison-Southall, Noni	2,520.00
Kaufman, Barbara Babbit	4,410.00
Orkin, Adam D.	2,100.00

METROPOLITAN ATLANTA RAPID TRANSIT AUTHORITY BOARD OF DIRECTORS' TRAVEL

The following report is a detailed listing of Board of Directors' travel for fiscal year 2012. The majority of trips were sponsored by the American Public Transportation Association (APTA), the public and private sector trade association for the North American public transportation industry. APTA meetings include policy, technical and educational sessions.

FY12 Summary of MARTA Board Travel Expenses

NAME	Description & Date	Amount	Purpose & Detail
Abernathy, Juanita Jones	APTA 2011 Annual Meeting & EXPO, New Orleans, LA - October - 2 - 5, 2011	\$2,523.29	APTA's Annual Meeting & EXPO - each year transit professionals from throughout the US come together at the Annual Meeting to learn and network. Every three years, an EXPO is held in conjunction with the Annual Meeting. Over 750 companies exhibited at EXPO 2011. APTA members had the opportunity to discover firsthand the next generation of public transportation products and services. A partial list of sessions included Transit Technology; The American Streetcar; Achieving Sustainability; Serving the Needs of Older Adults & People with Disabilities; Ensuring Leadership Continuity by Building Future Talent; FTA-Priorities & Update; When Disaster Hits-How do We Manage; State of Good Repair; Procurement Perspectives.
Buckley, Sr., Harold	APTA 2011 Annual Meeting & EXPO, New Orleans, LA - October - 2 - 5, 2011	\$2,403.65	APTA's Annual Meeting & EXPO - each year transit professionals from throughout the US come together at the Annual Meeting to learn and network. Every three years, an EXPO is held in conjunction with the Annual Meeting. Over 750 companies exhibited at EXPO 2011. APTA members had the opportunity to discover firsthand the next generation of public transportation products and services. A partial list of sessions included Transit Technology; The American Streetcar; Achieving Sustainability; Serving the Needs of Older Adults & People with Disabilities; Ensuring Leadership Continuity by Building Future Talent; FTA-Priorities & Update; When Disaster Hits-How do We Manage; State of Good Repair; Procurement Perspectives.
Butler, Wendy	APTA 2011 Transit Board Member & Board Support Seminar - Jersey City, NJ - July 23-26, 2011	\$2,786.92	This seminar focused on strengthening leadership skills and professional development opportunities, educational resources and peer exchange. Sessions offered were Procurement Decisions for Board Members; Urban Development and Public Transportation; Mobility Management for the 21st Century; Board Member's Role in System and Safety Security; New Paradigms: A Forward Look at New Business Models, Revenue Sources and Technologies.

FY12 Summary of MARTA Board Travel Expenses

Butler, Wendy	APTA 2011 Annual Meeting & EXPO, New Orleans, LA - October - 2 - 5, 2011	\$2,100.06	APTA's Annual Meeting & EXPO - each year transit professionals from throughout the US come together at the Annual Meeting to learn and network. Every three years, an EXPO is held in conjunction with the Annual Meeting. Over 750 companies exhibited at EXPO 2011. APTA members had the opportunity to discover firsthand the next generation of public transportation products and services. A partial list of sessions included Transit Technology; The American Streetcar; Achieving Sustainability; Serving the Needs of Older Adults & People with Disabilities; Ensuring Leadership Continuity by Building Future Talent; FTA-Priorities & Update; When Disaster Hits-How do We Manage; State of Good Repair; Procurement Perspectives.
Butler, Wendy	APTA 2012 Legislative Conference - Washington, DC - March 11-13, 2012	\$2,455.66	Transits across the country convene in Washington to 'Walk the Hill' to ensure their voices are heard on issues of transit and transportation. This year's overarching advocacy was for continued growth in the federal investment in public transportation, with regard to the Federal Surface Transportation Authorization Bill.
Butler, Wendy	LINK (Leadership, Involvement, Networking & Knowledge) - Greater Washington, DC / Maryland / Northern Virginia - April 18-21, 2012	\$3,035.78	Mrs. Butler represented the Authority at the 2012 LINK conference which covered the District of Columbia and 15 counties and the City of Baltimore, MD. LINK participants learned how leaders in the Baltimore region have worked to diversify the economy and helped the region become a cybersecurity hot spot. Greater Washington also experienced a jump in the number of jobs in its education, healthcare and professional services sectors, making it one of few thriving regions in the midst of the great recession. The program explored how education is transforming the Greater Washington region through the reform of the DC Public Schools System and the inception to the Pathway to the Baccalaureate program in Northern Virginia. The area is quickly becoming known as a hub for 'walkable places' where residents can shop, work, go to school and see a show - all without driving.

FY12 Summary of MARTA Board Travel Expenses

Daniels, Jr., Frederick L.	APTA 2011 Transit Board Member & Board Support Seminar - Jersey City, NJ - July 23-26, 2011	\$2,278.58	This seminar focused on strengthening leadership skills and professional development opportunities, educational resources and peer exchange. Sessions offered were Procurement Decisions for Board Members; Urban Development and Public Transportation; Mobility Management for the 21st Century; Board Member's Role in System and Safety Security; New Paradigms: A Forward Look at New Business Models, Revenue Sources and Technologies.
Daniels, Jr., Frederick L.	APTA 2011 Annual Meeting & EXPO, New Orleans, LA - October - 2 - 5, 2011	\$2,604.58	APTA's Annual Meeting & EXPO - each year transit professionals from throughout the US come together at the Annual Meeting to learn and network. Every three years, an EXPO is held in conjunction with the Annual Meeting. Over 750 companies exhibited at EXPO 2011. APTA members had the opportunity to discover firsthand the next generation of public transportation products and services. A partial list of sessions included Transit Technology; The American Streetcar; Achieving Sustainability; Serving the Needs of Older Adults & People with Disabilities; Ensuring Leadership Continuity by Building Future Talent; FTA-Priorities & Update; When Disaster Hits-How do We Manage; State of Good Repair; Procurement Perspectives.
Daniels, Jr., Frederick L.	APTA 2012 Legislative Conference - Washington, DC - March 11-13, 2012	\$2,742.15	Transits across the country convene in Washington to 'Walk the Hill' to ensure their voices are heard on issues of transit and transportation. This year's overarching advocacy was for continued growth in the federal investment in public transportation, with regard to the Federal Surface Transportation Authorization Bill.
Daniels, Jr., Frederick L.	APTA 2012 Rail Conference - Dallas, TX - May 31-June 6, 2012	\$2,101.31	APTA's Rail Conference focused on workshop and technical sessions that cover timely issues of widespread interest in operations, technology, safety, security, planning, finance, capital projects and the technical aspects of providing all modes of rail service. This conference featured the industry's premier product and services showcase to learn more about advances in railroad and rail transit markets.
Durrett, Jim	Meeting with Chairman, House Transportation John Mica - Washington, DC - July 14, 2011	\$626.65	Mr. Durrett met with Chairman Mica on program and policy components included in draft legislation for his proposed six-year surface transportation authorization bill.

FY12 Summary of MARTA Board Travel Expenses

Durrett, Jim	APTA 2011 Transit Board Member & Board Support Seminar - Jersey City, NJ - July 23-26, 2011	\$1,616.92	This seminar focused on strengthening leadership skills and professional development opportunities, educational resources and peer exchange. Sessions offered were Procurement Decisions for Board Members; Urban Development and Public Transportation; Mobility Management for the 21st Century; Board Member's Role in System and Safety Security; New Paradigms: A Forward Look at New Business Models, Revenue Sources and Technologies.
Durrett, Jim	APTA Sustainability & Public Transportation Workshop - Los Angeles, CA - July 31-August 2, 2011	\$1,436.27	Mr. Durrett attended this workshop which focused on how APTA members are operationalizing sustainability and making sustainable policy, procurement, design, construction, production, service, operations and maintenance the modus operandi. Also presented was an international perspective on creating sustainable mobility.
Durrett, Jim	APTA 2011 Annual Meeting & EXPO, New Orleans, LA - October - 2 - 5, 2011	\$2,604.40	APTA's Annual Meeting & EXPO - each year transit professionals from throughout the US come together at the Annual Meeting to learn and network. Every three years, an EXPO is held in conjunction with the Annual Meeting. Over 750 companies exhibited at EXPO 2011. APTA members had the opportunity to discover firsthand the next generation of public transportation products and services. A partial list of sessions included Transit Technology; The American Streetcar; Achieving Sustainability; Serving the Needs of Older Adults & People with Disabilities; Ensuring Leadership Continuity by Building Future Talent; FTA-Priorities & Update; When Disaster Hits-How do We Manage; State of Good Repair; Procurement Perspectives.
Durrett, Jim	APTA 2012 Legislative Conference - Washington, DC - March 11-13, 2012	\$1,965.95	Transits across the country convene in Washington to 'Walk the Hill' to ensure their voices are heard on issues of transit and transportation. This year's overarching advocacy was for continued growth in the federal investment in public transportation, with regard to the Federal Surface Transportation Authorization Bill.

FY12 Summary of MARTA Board Travel Expenses

Edmond, Roderick E.	APTA 2011 Annual Meeting & EXPO, New Orleans, LA - October - 2 - 5, 2011	\$1,812.11	APTA's Annual Meeting & EXPO - each year transit professionals from throughout the US come together at the Annual Meeting to learn and network. Every three years, an EXPO is held in conjunction with the Annual Meeting. Over 750 companies exhibited at EXPO 2011. APTA members had the opportunity to discover firsthand the next generation of public transportation products and services. A partial list of sessions included Transit Technology; The American Streetcar; Achieving Sustainability; Serving the Needs of Older Adults & People with Disabilities; Ensuring Leadership Continuity by Building Future Talent; FTA-Priorities & Update; When Disaster Hits-How do We Manage; State of Good Repair; Procurement Perspectives.
Edmond, Roderick E.	APTA 2012 Legislative Conference - Washington, DC - March 11-13, 2012	\$2,408.86	Transits across the country convene in Washington to 'Walk the Hill' to ensure their voices are heard on issues of transit and transportation. This year's overarching advocacy was for continued growth in the federal investment in public transportation, with regard to the Federal Surface Transportation Authorization Bill.
Ellison-Southall, Noni	APTA 2011 Transit Board Member & Board Support Seminar - Jersey City, NJ - July 23-26, 2011	\$3,758.55	This seminar focused on strengthening leadership skills and professional development opportunities, educational resources and peer exchange. Sessions offered were Procurement Decisions for Board Members; Urban Development and Public Transportation; Mobility Management for the 21st Century; Board Member's Role in System and Safety Security; New Paradigms: A Forward Look at New Business Models, Revenue Sources and Technologies.

FY12 Summary of MARTA Board Travel Expenses

Ellison-Southall, Noni	APTA 2011 Annual Meeting & EXPO, New Orleans, LA - October - 2 - 5, 2011	\$2,074.16	APTA's Annual Meeting & EXPO - each year transit professionals from throughout the US come together at the Annual Meeting to learn and network. Every three years, an EXPO is held in conjunction with the Annual Meeting. Over 750 companies exhibited at EXPO 2011. APTA members had the opportunity to discover firsthand the next generation of public transportation products and services. A partial list of sessions included Transit Technology; The American Streetcar; Achieving Sustainability; Serving the Needs of Older Adults & People with Disabilities; Ensuring Leadership Continuity by Building Future Talent; FTA-Priorities & Update; When Disaster Hits-How do We Manage; State of Good Repair; Procurement Perspectives.
Ellison-Southall, Noni	APTA 2012 Legislative Conference - Washington, DC - March 11-13, 2012	\$2,352.34	Transits across the country convene in Washington to 'Walk the Hill' to ensure their voices are heard on issues of transit and transportation. This year's overarching advocacy was for continued growth in the federal investment in public transportation, with regard to the Federal Surface Transportation Authorization Bill.
Kaufman,Barbara Babbit	APTA 2011 Annual Meeting & EXPO, New Orleans, LA - October - 2 - 5, 2011	\$1,713.29	APTA's Annual Meeting & EXPO - each year transit professionals from throughout the US come together at the Annual Meeting to learn and network. Every three years, an EXPO is held in conjunction with the Annual Meeting. Over 750 companies exhibited at EXPO 2011. APTA members had the opportunity to discover firsthand the next generation of public transportation products and services. A partial list of sessions included Transit Technology; The American Streetcar; Achieving Sustainability; Serving the Needs of Older Adults & People with Disabilities; Ensuring Leadership Continuity by Building Future Talent; FTA-Priorities & Update; When Disaster Hits-How do We Manage; State of Good Repair; Procurement Perspectives.

METROPOLITAN ATLANTA RAPID TRANSIT AUTHORITY EMPLOYEE TRAVEL EXPENSES

This report section details non-local travel by MARTA employees during the fiscal year for which all or some MARTA funds were utilized. Where applicable, travel expenses reimbursed by specific grants or external agencies (such as the USDOT Transportation Research Board) are noted, along with specific information regarding the employees' name, purpose of trip and expenses incurred.

FY12 Summary of MARTA Staff Travel

NAME	Description & Date	Amount	Purpose & Detail
Adams, Tommy	IT Training - Chicago, IL - July 17-23, 2011	\$ 4,394.66	ICND1 Training and Certification
Allen, Rhonda	ISO 14001 Training - Roanoke, VA - Aug. 15-18, 2011	\$ 879.40	The purpose of the trip was to receive training on implementation of MARTA's EMS program. The workshops focused on development and documentation of the following procedures: Communication; Contractor Management; Competence, Training, and Awareness; Monitoring and Measurement; Management Review; Nonconformity, Corrective Action, and Preventive Action; Internal Auditing; Control of Records; and Evaluation of Compliance
Allen, Rhonda	Training to Implement ISO 14001 - Roanoke, VA - Nov 1-4, 2011	\$ 759.65	The purpose of the trip was to receive training on implementation of MARTA's EMS program. The workshops focused on development and documentation of the following procedures: Communication; Contractor Management; Competence, Training, and Awareness; Monitoring and Measurement; Management Review; Nonconformity, Corrective Action, and Preventive Action; Internal Auditing; Control of Records; and Evaluation of Compliance
Andrews, Timothy	NTSB Accident Investigation Course - Ashburn, VA - July 19-21, 2011	\$ 951.70	National Transportation Safety Board training provided intensive training on accident/incident investigation methods to increase safety.
Antone, Raja	Video Analytic Site Visit/Project Design - Chicago, IL - Feb 21-23, 2012	\$ 912.32	Grant Funded - Site Visit as part of a cross-functional team to observe the Video Analytics project with the Chicago Transit Authority.
Antone, Raja	Video Analytic Site Visit/Project Design - NY and Baltimore - Mar 7-9, 2012	\$ 1,267.04	Grant Funded - Site Visit as part of a cross-functional team to observe the Video Analytic Project with the Maryland Transit Authority and New York Police Department.
Antone, Raja	Solution Evaluation Conference - Johnson City, TN - Dec 6, 7, 2011	\$ 157.17	Solution Evaluation for MARTA Police
Baksh, Farouk	VMWare Technology Training - Las Vegas, NV - Aug. 28-Sept. 1, 2011	\$ 1,820.05	Training and Support on virtualization and cloud infrastructure
Baksh, Farouk	CES International - Las Vegas, NV - Jan 8-14, 2012	\$ 3,938.90	Expanding knowledge on mobile government technologies, applications, cloud computing and Identity Management
Baksh, Farouk	CES Training - Las Vegas, NV - Jan 08-14, 2012	\$ 3,659.90	Expand knowledge on Mobile Government Technologies and Communications
Balakrishnan, Tara	Attend Gartner Symposium - Orlando, FL Oct 16-21, 2011	\$ 1,148.38	Learn the best practices of managing complex IT environments and how to strategize for maximizing the return on IT investments
Banks, Lillian	CPSM Bridge Review Course - NY, NY - Jan 24-27, 2012	\$ 755.10	Preparation class for the CPSM Exam
Banks, Lillian	ISM Conference 2012 - Baltimore, MD - May 6-9, 2012	\$ 2,518.16	Conference/Training on procurement procedures
Barnes, Keisha	EMI National Emergency Training Course - Wash, DC - Jun 10-16, 2012	\$ 2,246.69	Grant Funded - To attend the Emergency Management Institute (EMI) National Emergency Institute Train the Trainer Program.
Barnes, Keisha	Transit System Security Conference - Savannah, GA - Aug. 21-26, 2011	\$ 936.05	Grant Funded - To attend the Transit Security Institute's Transit System Security Conference.
Basin, Alex	Asset Works User Conference - San Diego, CA - Apr 1-5, 2012	\$ 3,270.64	The AssetWorks Users Conference is four days of intensive classroom training, hands-on sessions and discussions with your fleet peers and AssetWorks associates
Basta Jr. Theodore	APTA EXPO 2011 - New Orleans, LA - Oct 2-5, 2011	\$ 1,851.99	Annual Meeting & Expo - Meet with vendors about bus shields and training simulators for bus operators
Basta Jr. Theodore	GA Power - 2011 Fall Industrial Communication Forum - Savannah, GA Oct 9-10	\$ 413.05	Annual Strategic Planning Session for largest customers under Georgia Power
Beasley, Cynthia	GFOA Conference - Chicago, IL - Jun 10-13, 2012	\$ 2,927.90	To keep abreast of changes and updates in Accounting and Finance that could impact MARTA.
Beliakov, Mikhail	Asset Works User Conference - San Diego, CA - Apr 1-5, 2012	\$ 2,734.63	The AssetWorks Users Conference is four days of intensive classroom training, hands-on sessions and discussions with your fleet peers and AssetWorks associates
Benton, Timothy	Transit Site Visit - San Diego, CA - Aug. 21-27, 2011	\$ 2,176.80	Payment Card Industry (PCI) review
Bethea, Sandra	Grant Writing Course - Washington, DC - July 6-9, 2011	\$ 1,854.47	Grant Funded - To attend the Grant Writing USA Grant Writing Course.
Bethea, Sandra	FEMA After- Action Workshop - Washington, DC - Oct 2-4, 2011	\$ 1,017.73	Grant Funded - To attend the Federal Emergency Management After Action workshop to discuss requirements for the FY2011 Transit Security Grant (TSGP) Program.
Bethea, Sandra	Thirteenth Annual Grant Professional Conference - Las Vegas, NV Oct 4-9-2011	\$ 2,801.81	Grant Funded - To attend the Grant Professional Association Certification Training and Exam.
Bethea, Sandra	Grants Manager Seminar - Arlington, TX - Sept. 18-21, 2011	\$ 862.25	Grant Funded - To attend the Grant Writing USA Grants Manager Seminar Training.

Bethea, Sandra	FEMA Sponsored Workshop - Orlando, FL - Mar 12-13, 2012	\$ 634.71	Grant Funded - To attend the Federal Emergency Management After Action workshop to discuss requirements for the FY2012 Transit Security Grant (TSGP) Program.
Bethea, Sandra	Homeland Security Conference - Columbus, OH - May 21-25, 2012	\$ 1,592.60	Grant Funded - To attend the National Homeland Security Conference.
Blackmon, Rodney	2011 APTA Expo & Annual Meeting - New Orleans, LA - Oct 2-4, 2011	\$ 1,305.56	Annual Meeting & Expo - Meet with vendors about bus shields and training simulators for bus operators
Boone, Charles	APTA Bus & Paratransit Conference - Memphis, TN - May 22-25, 2011	\$ 1,781.48	American Public Transportation Association Bus & Paratransit Conference - this event brings safety personnel in the transit industry together for training, information sharing, and facilitated discussions. It also included a series of interactive sessions.
Boone, Charles	APTA Conference - Long Beach, CA - May 5-9, 2012	\$ 2,376.19	This Conference is designed to equip transit personnel with high performance skills needed to effectively, and operate, maintain manage public transportation systems. The conference includes a series of interactive sessions in various topics.
Boone, Charles	TSI Supervisor Certification Course - Birmingham, AL - Jun 17-22, 2012	\$ 1,076.80	Transit Safety Institute - to attend the Supervisor Certification course training in an effort to become a certified safety personnel.
Bryant, Anton	APTA Bus Technical Conf. - New Orleans - Sept 30 - Oct 6, 2011	\$ 2,305.80	APTA conference to view new industry products and attend meeting & seminars related to transit bus maintenance
Bryant, Anton	Site Visit to Mobility Plant - Prototype L-Van - Detroit, Michigan, Nov 9-11, 2011	\$ 606.50	Site visit to L-Van plant to discuss desirable attributes in future Paratransit vans with the manufacturer
Bryant, Anton	APTA Sponsored EMS, Roanoke, VA Nov 1, 2011	\$ 719.65	Environmental Management Systems Project site visits
Bryant, Anton	APTA Bus Conference. - Long Beach, CA - May 6-10, 2012	\$ 2,177.40	Annual APTA conference for new industry products and updates on transit bus maintenance related issues
Bryant, Marcus	GA Records Association Spring Conference - Gainesville, GA - Apr 30 - May 3, 2012	\$ 693.00	This employee does and did report to C&P at the time of this expense.
Carter, Gary	NSC EXPO - Philadelphia, PA - Oct 30 - Nov 4, 2011	\$ 2,604.32	National Safety Council Congress & Expo - attended to gain knowledge of current and relevant solutions for the workplace presented by industry experts. Safety personnel gained skills to assist them in performing rail accident investigations and critical safety functions within the Authority.
Carvana, Timothy	Professional Development - Austin, TX - Aug 27-31, 2011 - Alliance of Hazardous Materials Professionals Conf	\$ 1,913.90	The Alliance of Hazardous Materials Professional National Conference is the EHS&S, hazardous materials and waste management industry's essential forum for national and international information exchange and networking. Mr. Carvana's position requires him to perform Hazard Safety Critical functions within the Authority. Attending this conference will enhance experience, which will better equip the Office of Safety to address safety and accident prevention.
Carvana, Timothy	Professional Development - Washington DC - Mar 6-8, 2012 - State of Good Repair Conference	\$ 1,611.06	State of Good Repair Conference provided practical suggestions and discussed best practices for adopting a systems engineering approach to achieving a transit state of good repair.
Chambers, Ricky	Hazardous Device Recertification Course - Huntsville, AL - July 10-15, 2011	\$ 727.90	Grant Funded - To attend the Hazardous Devices Recertification Course.
Chapman, Binta	Managing the Patrol FTO Program - Jacksonville, FL - July 19-23, 2011	\$ 1,091.18	To attend the University of North Florida and Services Institute Managing the Patrol Field Training Officer (FTO) Program.
Chavez, Francisco	ATL Streetcar Branding Svcs. Meeting w/ Siemens - Sacramento, CA - Nov 1, 2011	\$ 1,092.43	As the Contract Administrator for the both, the P24737 Branding Services for the Atlanta Streetcar and the P22944 Light Rail Vehicle Procurement contracts, accompanied the Branding Team to Siemens' Sacramento facility to coordinate the preparation of the proposed Exterior Design for the vehicles by the Branding Contractor and to assure that the cost of the proposed exterior design stayed within (as much as possible) the basis for pricing (rendering used during negotiations)) agreed to by Siemens and the Authority prior to execution of the P22944 Contract.
Clark, Belina	Project Management Training - National Harbor, MD - May 20-23, 2012	\$ 3,512.60	Conference for portfolio management executives to focus on improving how organizations select, implement and manage IT initiatives and services
Cogdell, Wayne	P & E Barcode Training Overview - Johnson City, TN - Dec 6 - 7, 2011	\$ 157.17	Site Visit to observe the Elizabethton Police Department Property and Evidence Barcode Training.
Collier, Perfedia	SHRM GA State Conference - Savannah, GA - July 28-30, 2011	\$ 955.50	Attended annual conference to gather the latest news and information from the Georgia Department of Labor and SHRM for continuing professional education as it related to the position of HRIS Manager.
Cooper, Michael	First Article Inspection - Rochester, NY - Jun 25-28, 2012	\$ 1,254.90	Factory Acceptance Test for TCSU Project
Davenport, Willie	EOD Conf.- Fort Lauderdale, FL - Nov 28 - Dec 2, 2011	\$ 2,075.46	Grant Funded - To attend the Explosive Ordinance Disposal Conference.

Dawson, Deborah	International Transportation Learning Center Board Meeting - Washington, DC - July 12, 2011	\$ 439.81	Board Meeting/Planning Session - Agenda: governance - board membership and future meetings, financial report, budget challenges and business generation discussion.
Dawson, Deborah	2011 EXPO & APTA Annual Meeting - New Orleans, LA - Oct 1-5, 2011	\$ 2,375.67	Attended annual meeting to participate in general sessions and forums focused on current issues facing public transportation. Attended APTA Committee Meetings.
Dawson, Deborah	2011 Transit Labor Exchange Annual Meeting Alexanria, VA - Oct 30 - Nov 2, 2011	\$ 1,736.57	Attended annual meeting to review recent settlements of major collective bargaining agreements that have been reached. Goal of the meeting was to gather critical information and data including identification of trends needed in planning future labor strategies.
Degrace, Lisa	Transit Ccommunications & Wireless Application Conference - San Francisco, CA - Oct 31-Nov 2, 2011	\$ 2,157.30	The conference involved Senior management and project leaders in discussions and debates of the latest developments in transit communications by examples of case studies, panels, breakout sessions, workshops, technical visits and networking functions to maximize additional revenue in transit industry.
Dejesus, Donna	APTA Marketing & Communications Workshop - Miami, FL - Feb 26-29, 2012	\$ 1,689.46	Served as a judge at the Call Center Challenge competition to select the top Customer Service Professional competing amongst 7 finalist from various transit properties .
Demmons, Victor	NTSB Accident Investigation Course - Ashburn, VA - July 19-22, 2011	\$ 1,803.70	National Transportation Safety Board training provided intensive training on accident/incident investigation methods to increase safety.
Demmons, Victor	ASSE Seminar; Professional Development - Las Vegas, NV - Jan 28 - Feb 5, 2012	\$ 4,449.40	American Society of Safety Engineers Seminar Fest Conference - attended to gain training and professional development for safety professionals in the transit industry.
Demmons, Victor	NSC EXPO - Philadelphia, PA - Oct 30 - Nov 4, 2011	\$ 2,604.32	National Safety Council Congress & Expo - attended to gain knowledge of current and relevant solutions for the workplace presented by industry experts. Safety personnel gained skills to assist them in performing rail accident investigations and critical safety functions within the Authority.
Dewberry, Vicky	Trapeze Users Conf. San Antonio, TX - Apr 15-18, 2012	\$ 1,197.53	To learn how to implement and use the latest features and see what's planned for the future. Develop contacts with industry experts and gain knowledge in specific areas of Trapeze Integrated Solutions.
Dorsey, Christopher	APTA Rail Conference - New Orleans, LA - Oct 1-5, 2011	\$ 2,127.50	Assisted the Board & gained knowledge of Goods & Svcs.
Dorsey, Christopher	Federal Contracting Basic Course - Arlington, VA - Sept. 18-23, 2011	\$ 3,046.00	Attended course to broaden understanding of the Federal procurement rules and regulations that shape and define MARTA's procurement policies.
Dorsey, Christopher	NASFA National Conference & Resource Expo - Memphis, TN - Jun 4-5, 2012	\$ 1,121.42	State Facilities related National Conference. Attended to gain knowledge of new ideas, products, and procurement policies that will allow us to do more with less.
Dorsey, Joseph	GACP Summer Conference - Savannah, GA - July 23-26, 2011	\$ 1,356.14	Attended required training for Chief of Police.
Drake, Stanley	APTA Bus Safety Working Group - Tampa, FL - Feb 26-28, 2012	\$ 893.04	Serve as a meember of an industry committee working on recommended best practices for Transit Bus Operator Training
Duhon, Larry	APTA Chair For Meeting - Washing, DC - Jan 25, 2012	\$ 438.85	APTA Scholarship Committee Presentation.
Dunham, Wanda	Testify at Congressional Hearing - Washington, DC - July 12, 2011	\$ 482.65	To testify before the United States House of Representatives subcommittee hearing on Homeland Security.
Dunham, Wanda	GACP Summer Conference - Savannah, GA - July 23-26, 2011	\$ 1,446.61	Attended required training for Chief of Police.
Dunham, Wanda	Video Analytic Site Visit/Project Design - Baltimore, MD & New York, NY - Mar 7-9, 2012	\$ 1,217.04	Grant Funded - Site Visit as part of a cross-functional team to observe the Video Analytic project with the Maryland Transit Authority and New York Police Department.
Dunham, Wanda	CALEA Conference - Mobile, AL - Mar 20-22, 2012	\$ 1,584.71	Attended the Commission on Accreditation for Law Enforcement Agencies Conference. Required for assessor (CALEA) certification.
Dunham, Wanda	Eurotransport Law Enforcement Conference - Chicago, IL - Apr 10-12, 2012	\$ 361.50	Speaker at the Eurotransport Conference.
Dunna, Dhiraj	National Parking Association Conference - Las Vegas, NV, Oct 3-6, 2011	\$ 3,303.54	To see demonstrations of parking equipment and technologies that are available to replace MARTA's parking fee collection infrastructure, including technologies for collection and validation. Also explored financing options, i.e. Private Public Partnership, outsourcing of parking operations, outsourcing of maintenance of parking equipment etc. Also discussed open loop media such as VISA paywave, MasterCard and AMEX. (Note the amount includes registration fees for two (2) Dhiraj Dunna and Calvin Watts.)
Dunning, Debra	SHRM GA State Conference - Savannah, GA - July 28-30, 2011	\$ 960.57	Attended to annual conference to gather the latest news and information from the Georgia Department of Labor and SHRM for continuing professional education.

Durr, Mary	Introduction to Travel Training - Tampa, FL - Mar 26-29, 2012	\$ 636.08	Intensive 3-day course with classroom and field instruction in an environment where travel trainers will acquire knowledge in the classroom and directly apply and practice new skills on the street
Dye, Tiawanda	Charleston and NWS Job Fair - Charleston, SC - Jun 12-14, 2012 Charleston Air Force Base	\$ 387.44	Participated in recruitment fairs to recruit MARTA Police Officers.
Ellisor-Taylor, Rebbie	APTA 2012 Legislative Conference - Washington, D.C. - Mar 10-13, 2012	\$ 2,293.92	To attend Board Support meetings and Legislative appointments with Board members
Ellisor-Taylor, Rebbie	APTA Transit Board Member/Board Support Seminar -Jersey City, NJ - July 22-26, 2011	\$ 1,747.18	To attend Board Support seminars and training sessions, assist Board members and attend joint Board member and Board Support meetings
Ellisor-Taylor, Rebbie	APTA 2011 Annual Meeting & EXPO - New Orleans, LA - Oct 1-5, 2012	\$ 2,263.67	To attend Board Support meetings, assist Board members and attend joint Board member and Board support meetings
Elsberry, John	Trapeze Users Conference - San Antonio, TX - Apr 15-18, 2012	\$ 540.60	Presentation given during 2012 Trapeze User Conference
Erves, Joseph	APTA Annual Meeting - New Orleans, LA - Oct 02-06, 2011	\$ 2,073.80	Attended the APTA Rail Conference and Expo as well as the first of a series of Leadership APTA meetings.
Erves, Joseph	FTA Sponsored EMS Training for ISO - Roanoke, VA - Nov 1-4, 2011	\$ 884.90	Attended the Environmental Management System (EMS) training for guidance in obtaining ISO 14001 certification and establishing EMS programs for the Rail Maintenance Facility
Erves, Joseph	Visit Dellner Couplers - Assembly Operations Facility - Charlotte, NC - Feb 9, 2011	\$ 38.25	Site visit to attend industry day at Dellner Coupler and to review parts supply capability.
Erves, Joseph	APTA Rail Conference - Dallas, TX - Jun 2-6, 2012	\$ 2,288.10	Attended the APTA Rail Conference and one of a series of Leadership APTA meetings.
Ferrell, Dwight A.	APTA Annual Meeting & EXPO - New Orleans, LA - Sept 30 - Oct 5, 2011	\$ 2,816.75	Attended APTA Annual Meeting to learn, network, discuss influential and timely industry topics, and find solutions. Best transit industry opportunity to learn best practices and see new technologies and products gathered together.
Ferrell, Dwight A.	FTA Streetcar & Bus Circulator Roundtable - Portland, OR - Jan 10-13, 2012	\$ 1,789.89	Attended conference designed to bring together project managers and other key personnel of streetcar and bus circulator projects under development across the country to discuss issues, challenges, and strategies for their implementation, with representatives from experienced systems sharing lessons learned, and FTA staff to discuss FTA requirements and expectations for project management, oversight, and civil rights. Experience useful in overall project management for the Atlanta Streetcar project.
Ferrell, Dwight A.	White House Realtime Transit Applications Roundtable - Washington, D.C. - Jan 18 - 19, 2012	\$ 1,395.16	U.S. Chief Technology Officer Aneesh Chopra and U.S. DOT Deputy Secretary John Porcari led a roundtable discussion to encourage the wider use of open transit data to stimulate innovation, foster job creation, and transform the public transportation experience.
Ferrell, Dwight A.	2012 APTA Transit CEO Seminar - Orlando, FL - Jan 27-31, 2012	\$ 2,531.96	Attended series of sessions which focus on leading change and leadership styles, Legislative and Regulatory Issues, Policy & Trends in Surface Transportation, Cost savings in Expansion Planning, Analysis of Trends in Negotiations and Settlements, Public Transportation Security and Environmental Leadership.
Ferrell, Dwight A.	2012 APTA Legislative Conference - Dallas, TX - Mar 11-15, 2012	\$ 2,212.98	Attended meetings with key congressional staff, U.S. Senators and Representatives regarding transit issues, and industry briefings on federal surface transportation authorization and other key legislative issues.
Ficklin, Maurice	Gartner Symposium - Orlando, FL - Oct 16 -20, 2011	\$ 1,069.38	Learn the best practices of managing complex IT environments and how to strategize for maximizing the return on IT investments
Forte, Monique	APTA Intermodal-Reduced Service Plan Methodology - Seattle, WA - Aug. 13-17, 2011	\$ 2,525.24	Job related; Annual transit conference; conference session presenter "Major Service Reduction Planning"; Jattended to discuss and learn latest information and best practices on service planning, scheduling, intermodal facilities and more.
Fuller, Catherine	PCI Systems Integration Testing - San Diego, CA - Aug 14-21, 2011	\$ 3,863.40	PCI Upgrade Integration
Gamble, Gregory	Attend the Full CALEA Conference. - Mobile Alabama - Mar 20-23, 2012	\$ 1,153.80	Attended the Commission on Accreditation for Law Enforcement Agencies Conference. Attendance required for Accreditation Managers.
Gamble, Gregory	Attend the GPAC 2012 Summer Training Conference - Young Harris, GA - Jun 18-20, 2012	\$ 517.40	To attend the Georgia Police Accreditation Coalition (GACP) Summer Training Conference to provide professional leadership in meeting state/national accreditation.
Goddard, Don	Site Visit to Mobility Plant - Prototype L-Van - Detroit, Michigan, Nov 9-11, 2011	\$ 642.50	Site visit to L-Van plant to discuss desirable attributes in future Paratransit vans with the manufacturer
Graham, Ben	Industry Conference and Training - Washington, DC - July 19-21, 2011	\$ 1,467.12	The FOSE Conference serves the federal, state, and local gov't technology as a forum for bridging ideas and innovations between the public and private sectors-provides forward-looking view of upcoming federal IT initiatives that impact the private sector

Graham, Ben	Gartner CIO Leadership Forum - Phoenix, Az - Mar 25-27, 2012	\$ 839.38	Gartner CIO Leadership Forum is an executive-only program for exploring critical business, technology and leadership strategies
Graham, Ben	Gartner Technology Training - Orlando, FL - Oct 17-20, 2012	\$ 1,232.87	Learn the best practices of managing complex IT environments and how to strategize for maximizing the return on IT investments
Greene, Aston	Video Analytic Site Visit/Project Design - New York, NY and Baltimore, MD - Mar 7-9, 2012	\$ 1,242.04	Grant Funded - Site Visit as part of a cross-functional team to observe the Video Analytic project with the Maryland Transit Authority and New York Police Department.
Greene, Aston	FEMA Sponsored Workshop - Washington, D.C. - Mar 12, 13, 2012	\$ 793.11	Grant Funded - To attend the Federal Emergency Management After Action workshop to discuss requirements for the FY2012 Transit Security Grant (TSGP) Program.
Greene, Aston	Transit System Security Conference - Savannah, GA - Aug. 21-26, 2011	\$ 984.65	Grant Funded - To attend the Transit Security Institute's Transit System Security Conference.
Greene, Aston	Congressional Hearing/Surface Transportation Needs - Washington, D.C. - July 12, 2011	\$ 442.65	To attend the United States House of Congress hearing on Homeland Security.
Greene, Aston	FEMA After Action Workshop - Washington, D.C. Oct 2-4, 2011	\$ 1,077.23	Grant Funded - To attend the Federal Emergency Management After Action workshop to discuss requirements for the FY2011 Transit Security Grant (TSGP) Program.
Greene, Aston	Video Analytic Site Visit/Project Design - Chicago, IL - Feb 21-23, 2012	\$ 892.32	Grant Funded - Site Visit as part of a cross-functional team to observe the Video Analytics project with the Chicago Transit Authority.
Gregory, Georgetta	FTA Sponsored Environmental Management Conference- Roanoke, VA - Aug 15-18, 2011	\$ 3,624.45	Senior Management attendance to attend the Environmental Management Course in an effort to attain ISO-14001 certification for the Authority.
Gregory, Georgetta	FTA Sponsored Environmental Management Conference- Roanoke, VA - Nov 1-4, 2011	\$ 3,707.90	Senior Management attendance to attend the Environmental Management Course in an effort to attain ISO-14001 certification for the Authority.
Gregory, Georgetta	TRACS Committee Meeting - Arlington, VA - Aug 22-24, 2011	\$ 508.05	Transit Rail Advisory Committee for Safety is a subcommittee that serves in an advisory role to the FTA Administrator. Ms. Gregory is a TRACS member.
Gregory, Georgetta	APTA Rail Conference - Los Angeles, CA - Dec 5-9, 2011	\$ 1,765.65	American Public Transportation Association Rail Safety Committee - the committee serves as the focal point for development of plans, policies, and procedures within the transit industry.
Gregory, Georgetta	2012 APTA Rail Conference Dallas, TX - Jun 2-6, 2012	\$ 2,379.43	American Public Transportation Association Rail Conference - attended general information sessions and forums to gain knowledge of current issues facing public transportation.
Gregory, Georgetta	Bus Operator Assault Mitigation & Safety Program Implementation - Washington, D. C. - Jun 12-15, 2012	\$ 561.85	Roundtable hosted by WMATA for the purpose of discussing bus operator assault mitigation strategies and safety program implementation elements.
Gregory, Georgetta	Thirteenth Annual Transit Safety & Security Roundtable - Denver, CO - June 27-30, 2011	\$ 233.00	13 th Transit Safety and Security Roundtable addressed key safety, security, and emergency preparedness topics
Gregory, Georgetta	APTA Conference - New Orleans, LA - Oct 1-5, 2011	\$ 2,648.42	American Public Transportation Association Annual Meeting - attended general information sessions and forums to gain knowledge of current issues facing public transportation.
Grether, Paul	FTA Streetcar & Bus Circulator Roundtable - Portland, OR - Jan 10-14, 2012	\$ 1,873.55	Represent the Authority as a representative of the Atlanta Streetcar Project
Grether, Paul	Leadership APTA - Los Angeles, CA - July 25-31, 2011	\$ 2,053.70	TR- MARTA Representative for Leadership APTA paid for out of GM's budget
Grether, Paul	APTA Annual Meeting & EXPO - New Orleans, LA - Sept 30 - Oct 6, 2011	\$ 2,027.77	MARTA representative for Leadership APTA paid for out of GM's budget
Haggard, Scott	APTA Legislative Conference - Washington, D.C. - Mar 11-13, 2012	\$ 2,156.82	To attend briefings with transit leaders and federal officials regarding the surface transportation authorization bill in Congress, and meet with members of the Georgia Congressional delegation and their staffs
Haggard, Scott	APTA Annual Conference - New Orleans, LA - Oct 1-3, 2011	\$ 1,008.62	To attend annual transit industry-wide conference, receiving briefings on key transit issues and networking with transit leaders and elected officials
Haggard, Scott	GTA Transit Day in Calhoun, GA - Oct 20, 2011	\$ 275.38	To make a presentation to the Northwest Georgia Regional Commission on behalf of the Georgia Transit Association, regarding the importance of transit statewide
Haggard, Scott	APTA Congressional Meetings, Washington, D.C. - Nov 30 to Dec 2, 2011	\$ 1,129.52	To attend a meeting of the APTA Legislative Conference regarding the surface transportation authorization bill, and visit Congressional offices on behalf of MARTA
Haggard, Scott	GTA Annual Convention - Macon, GA - Dec 7-9, 2011	\$ 395.71	To attend annual conference of all transit systems in Georgia, interacting with elected officials and transit leaders on a variety of issues
Hall, Richard	Professional Development - Washington, D.C. - Mar 13-16, 2012 - ISTSS Symposium	\$ 2,757.20	International Symposium on Tunnel Safety & Security - attended (per AGM request) to gain knowledge of tunnel ventilation systems as it relates to renovation and upgrade of tunnel safety.
Hamilton, Paulette	Microsoft Sharepoint Conference - Anaheim, CA - Oct 02-06, 2011	\$ 3,207.50	Education focused on Sharepoint 2010 and related technologies both in the cloud and on premises
Hammett, Fred	Command College - Columbus, GA - July 10-15, 2011	\$ 598.00	To attend the Employment Process Course at Command College.

Hammett, Fred	Command College Survey and Research Course - Columbus, GA - Aug. 7-9, 2011	\$ 253.00	To attend the Survey and Research Course at Command College.
Hampton, Jalynn	Attend Narcotics Certification - Oxford, AL - Mar 18-20, 2012	\$ 322.44	To attend the Narcotics Certification Course.
Harris, Charlotte	Oracle E-Business Suite Training - San Francisco CA - Oct. 2-6, 2011	\$ 1,725.50	Obtaining essential knowledge for Oracle Applications Upgrade
Harris, Charlotte	Gartner Technology Training, Orlando, FL - Oct 17-20, 2011	\$ 1,121.15	Learn the best practices of managing complex IT environments and how to strategize for maximizing the return on IT investments
Harris, Lyle	APTA Annual Meeting - New Orleans, LA - Oct 02-05, 2011	\$ 1,766.24	Networking, Attended sessions on social media engagement and industry best practices
Harris, Stephen	Video Analytic Site Visit/Project Design - Chicago, IL - Feb 21-23, 2012	\$ 892.32	Grant Funded - Site Visit as part of a cross-functional team to observe the Video Analytics project with the Chicago Transit Authority.
Harris, Stephen	Video Analytic Site Visit/Project Design - New York, NY and Baltimore, MD - Mar 7-9, 2012	\$ 1,267.04	Grant Funded - Site Visit as part of a cross-functional team to observe the Video Analytic project with the Maryland Transit Authority and New York Police Department.
Hemingway, Michael	HDS Recertification Course - Huntsville, Alabama Nov 13-18, 2011	\$ 727.90	Grant Funded - To attend the Hazardous Devices Recertification Course.
Hernandez, Victor	Video Analytic Site Visit/Project Design - Chicago, IL - Feb 21-23, 2012	\$ 867.32	Video Analytic research and fact finding for MARTA Police
Hernandez, Victor	Video Analytic Site Visit/Project Design - New York, NY and Baltimore, MD - Mar 7-9, 2012	\$ 1,217.04	Video Analytic research and fact finding for MARTA Police
Hernandez, Victor	Video Analytic Site Visit/Project Design - Chicago, IL - Feb 21-23, 2012	\$ 867.32	Grant Funded - Site Visit as part of a cross-functional team as part of a cross-functional team to observe the Video Analytics project with the Chicago Transit Authority.
Hernandez, Victor	Video Analytic Site Visit/Project Design - New York, NY and Baltimore, MD - Mar 7-9, 2012	\$ 1,217.04	Grant Funded - Site Visit as part of a cross-functional team to observe the Video Analytic project with the Maryland Transit Authority and New York Police Department.
Herron, Lila	PMP Training - San Francisco, CA - Jan 22-27, 2012	\$ 2,707.00	Project management training to enable PMP aspirants maximize their preparation for PMP certification
His Ming Sarah	Cisco Network Training - San Jose, CA - Aug 20-26, 2011	\$ 4,960.24	Cisco Training/Certification
His Ming Sarah	Attend Gartner Conference - Orlando, FL - Oct 15-21, 2011	\$ 1,092.40	Learn the best practices of managing complex IT environments and how to strategize for maximizing the return on IT investments
His, Ming	Project Management Training - National Harbor, MD - May 20-23, 2012	\$ 3,508.62	Conference for portfolio management executives to focus on improving how organizations select, implement and manage IT initiatives and services
Hodgson, Cara	APTA 2012 Communications & Marketing Workshop - Miami, FL - Feb 26-29, 2012	\$ 2,165.21	Attended the annual workshop to gain valuable knowledge, contacts and resources within the Transit industry. In addition to networking, there were several sessions (Social Media, Retaining Riders, Advertising Revenue Information Exchange, Partnerships, Marketing Exchange & Round Tables, and Marketing Through the Ages) beneficial to the Authority.
Holsey, Willie	HDS Recertification Course - Huntsville, Alabama - Nov 13-18	\$ 727.90	Grant Funded - To attend the Hazardous Devices Recertification Course.
Howard, Robin	MIS Super Strategies 2012 Seminar - Las Vegas, NV - Apr 22-24, 2012	\$ 979.49	Teaching Assignment
Howard, Robin	VLGAA 2012 Spring conf. Virginia Beach, VA - May 19-20, 2012	\$ 800.54	Teaching Assignment
Howard, Robin	IIA D.C. Chapter Presidency Final Meeting & Training - May 7-13, 2012	\$ 486.10	Relinquish Chapter Presidency & Training
Huff, Tyrene	APTA 2011 Expo and Annual Conference - New Orleans, LA - Oct. 1-7, 2011	\$ 2,257.42	Attended transportation annual meeting/national exposition - business and technical forums. Provided support to MARTA Board of Directors and staff.
Hunter, Darnell	TC-APTA TransiTech Seminar, 2012 - Fort Worth, TX - Mar 19-22, 2012	\$ 1,596.46	Each year, the American Public Transportation hosts a conference of Transit Technology specialist. The purpose of this trip is to deliver a presentation on abstract at this year's APTA's conference.
Hurley, Kevin	Transit Infrastructure Financing Best Practices Workshop - New Orleans, LA - Sept. 30-Oct. 1, 2011	\$ 869.86	Attend best practices workshop on the application of Public Private Partnership opportunities as they relate to public transportation systems
Irving, Gwendolyn	Attend The Dispatcher FTO Program - Jacksonville, FL - Oct 17-19, 2011	\$ 1,293.95	To attend the Institute of Police Technology and Management (IPTM) Dispatcher Field Training Officer (FTO) Program
Jackson, Mary Ann	APTA Bus & Paratransit Conference - Long Beach, CA - May 5-10, 2012	\$ 2,528.00	To attend work shops and seminars related to bus transit industry issues and to view products relevant to MARTA bus operations.
Jackson, Mary Ann	Bus Operator Assault Mitigation & Safety Program - Washington, D.C. - Jun 13-15, 2012	\$ 506.85	Attended a forum with other transit properties to discuss Bus Barriers, Policy Protocols, Internal Security & Support Initiatives.
Jackson, Mary Ann	APTA Annual Conference - New Orleans, LA - Sept 29 - Oct 5 2011	\$ 3,079.18	Attended EXPO and Committee Meetings to gain knowledge about advances in the industry and to see new products and equipment.
Jacobs, Deloris	P & E Barcode Training Overview - Johnson City, TN - Dec 6, 7, 2011	\$ 157.17	Site Visit to observe the Elizabethton Police Department Property and Evidence Barcode Training.
Jennings, Donna	Underwriting Meetings for Excess Property/Casualty - New York, NY - Aug. 30-Sept. 1, 2011	\$ 1,325.36	Visit insurance markets for placement of excess coverage

Jennings, Donna	Underwriting Meetings for Excess Property/Casualty - Bemnuda - Sept 26-28, 2011	\$ 1,617.17	Visit insurance markets for placement of excess coverage
Jinadu, Jennifer	APTA 2012 Marketing & Communications Workshop - Miami, FL - Mar 12-13, 2012	\$ 1,932.96	Attended the annual workshop to gain valuable knowledge, contacts and resources within the Transit industry.
Johnson, Curtis	APTA Bus & Paratransit Conference - Memphis, TN - May 22-25, 2011	\$ 1,832.48	American Public Transportation Association Bus & Paratransit Conference - this event brings safety personnel in the transit industry together for training, information sharing, and facilitated discussions. It also included a series of interactive sessions.
Johnson, Curtis	Professional Development - Washington D.C. - Oct 31 - Nov 3, 2011 - Fifteenth Annual State Safety Oversight Meeting	\$ 1,232.75	Annual SSO Meeting sponsored by the Federal Transit Administration. The meeting brings together safety personnel from the rail transit industry and SSO agencies for training, information sharing, and facilitated discussions regarding the implementation of FTA's SSO rule, 49 CFR Part 659.
Johnson, Derrick	Cubic AFC Systems Integration Testing - San Diego, CA - Aug. 22-25, 2011	\$ 1,659.90	Training on automated fare collection systems for public transport including bus, bus rapid transit, light rail, commuter rail, heavy rail, ferry and parking
Johnson, Derrick	Attend Transit Wireless Security Conference - San Francisco, CA - Oct 31 - Nov 3, 2011	\$ 1,456.05	Technical conference for mass transit and railroad telecommunication professionals to discuss the latest developments in transit communications. Defining best practice across funding, narrowbanding and rebanding, increasing safety, developing additional applications such as WiFi and improving the passenger experience.
Johnson, Derrick	INTEROP 2012 IT Conference - Las Vegas, NV - May 6-11, 2012	\$ 3,838.15	Information Technology Security & Risk, Collaboration and Wireless training
Jones, Jana	ASSE Seminar; Professional Development - Las Vegas, NV - Jan 28 - Feb 5, 2012	\$ 4,103.00	American Society of Safety Engineers Seminar Fest Conference - attended to gain training and professional development for safety professionals in the transit industry.
Jordan, Cathy	Professional Development - Washington, D.C. - Mar 13-16, 2012 - ISTSS Symposium	\$ 2,703.45	International Symposium on Tunnel Safety & Security - attended (per AGM request) to gain knowledge of tunnel ventilation systems as it relates to renovation and upgrade of tunnel safety.
Kanchanapally, Bhoopal	Attend OHUG Conference - Las Vegas, NV - Jun 17-20, 2012	\$ 2,083.94	OHUG Global Conference is held annually offering attendees opportunities to network with Oracle Development and Support. Oracle E-Business Suite and PeopleSoft clients get to interact with other clients, vendors, and Oracle thought leaders that are using the same HCM product lines
Kelley, Leslie Paul	Video Analytic Site Visit/Project Design - Los Angeles, CA - May 29-31, 2012	\$ 1,359.30	Grant Funded - Site Visit as part of a cross-functional team to observe the Video Analytic project with AMTRAK.
King, Cheryl	Annual Rail Volution Steering Committee Meeting - Los Angeles, CA - July 27-30, 2011	\$ 1,425.83	MI- Represent GM/MARTA on National Steering Committee paid for out of GM's budget
King, Cheryl	APTA Annual Meeting - New Orleans, LA - Oct 01-05, 2011	\$ 2,097.10	TC - represent MARTA's interest on various technical /policy committees
King, Cheryl	Rail Volution Conference - Washington, D.C. - Oct 14-19, 2011	\$ 1,966.94	TC represent MARTA- conference sessions moderator and a facilitator; paid out of GM's budget
King, Cheryl	Rail Volution Conference Washington, D.C. - Jan 29 - Feb 03, 2012	\$ 2,331.85	TC represent MARTA- conference sessions moderator and a facilitator; paid out of GM's budget
Kirkland, Barbara	SHRM GA State Conference - Savannah, GA - July 28-30, 2011	\$ 958.55	Attended annual conference to gather the latest news and information from the Georgia Department of Labor and SHRM for continuing professional education as the Director of HR.
Krisak, Connie	FTA-EMS Training - Roanoke, VA - Aug. 15-18, 2011	\$ 3,808.45	FTA sponsored EMS training in the developing and implementing of a successful International Organization for Standardization (ISO) 14001 Environmental Management System
Krisak, Connie	VA Tech/FTA Sponsored EMS Training- Roanoke, VA - Nov 1-4, 2011	\$ 3,762.15	FTA sponsored EMS training in the developing and implementing of a successful International Organization for Standardization (ISO) 14001 Environmental Management System
Krisak, Richard	TIA SB277 Governance Site Visit - Denver, CO & Salt Lake City, UT - Aug. 23-26, 2011	\$ 1,867.32	Conduct TIA SB277 Governance Site Visits to Denver & Salt Lake City (better understand how Utah has been able to plan, fund and execute rail projects - EIS, interlocal agreements, etc.)
Krisak, Richard	Atlanta Streetcar Design Review - Sacramento, CA - Nov 29-Dec 02, 2011	\$ 1,981.52	Visit Siemens Facility to discuss the Atlanta Streetcar Design Review and Vehicle Procurement Process
Krisak, Richard	Visit Dellner Couplers - Assembly Operations Facility - Charlotte, NC - Feb 9, 2011	\$ 38.25	Site visit to attend industry day at Dellner Coupler and to review parts supply capability.
Krisak, Richard	APTA 2011 Annual EXPO New Orleans, LA - Oct 1-5, 2011	\$ 2,506.05	Represented the Authority as a member of the Executive Management Team and member of APTA
Krisak, Richard	Attend The 2012 APTA Rail Conference - Dallas, TX - Jun 1-3, 2012	\$ 2,686.55	Represented the Authority as a member of the Executive Management Team and member of APTA
Kwayisi, Ben	VMWARE Training - Newark, NJ - Sep 25 - Oct. 1, 2011	\$ 2,236.34	Training and Support on virtualization and cloud infrastructure

Kwayisi, Ben	MARTA & Cubic AFC System Intergration Testing - San Diego, CA - Aug. 21-26, 2011	\$ 3,813.46	Training on automated fare collection systems for public transport including bus, bus rapid transit, light rail, commuter rail, heavy rail, ferry and parking
Lewis, Azzie	2012 Trapeze User Conference - San Antonio, TX, Apr 15-18, 2012	\$ 1,949.53	To learn how to implement and use the latest features and see what's planned for the future. Develop contacts with industry experts and gain knowledge in specific areas of Trapeze Integrated Solutions.
Lindahl, Christopher	GA Association of Public Pension Trustees Meeting - Macon, GA - Sept 19-22	\$ 649.85	Attended Non- Represented Pension Conference.
Lindahl, Christopher	Video Analytic Site Visit/Project Design - Chicago, IL - Feb 21-23, 2012	\$ 867.32	Grant Funded - Site Visit as part of a cross-functional team to observe the Video Analytics project with the Chicago Transit Authority.
Martin, Brian	State of Good Repair Conference - Washington DC - Mar 6-8, 2012	\$ 1,576.06	State of Good Repair Conference provided practical suggestions and discussed best practices for adopting a systems engineering approach to achieving a transit state of good repair.
Matthew, Addi	Attend APTA Seminar - Washington, DC - March 12-15, 2012	\$ 1,459.43	APTA conference of Train Control experts to meet and develop industry standard for the maintenance of Audio Frequency Track Circuits.
Matthew, Addi	APTA AF Track Circurts - Philadelphia, PA - Jun 19, 2012	\$ 264.85	APTA conference of Train Control experts to meet and develop industry standard for the maintenance of Audio Frequency Track Circuits.
McCall, Cynthia	Oracle Conference - San Francisco, CA - Oct 2-6, 2011	\$ 1,768.50	Obtaining essential knowledge for Oracle Applications Upgrade
McClendon, Ryland	APTA Legislative Conference - Washington, D.C. - Mar 11-14, 2012	\$ 2,378.86	Conference focuses on Federal Legislative activities and any FTA updates regarding transit industry. Met with GA Senators to get their updates and provided MARTA updates.
McClendon, Ryland	2011 APTA Transit Board Member Seminar - Jersey City, NJ - July 22-26, 2011	\$ 1,632.52	Attended conference for planning purposes as MARTA scheduled to host this conference in 2012
McClendon, Ryland	APTA Marketing & Communications Workshop - Miami, FL - Feb 26-29, 2012	\$ 1,922.96	Training sessions to learn the best industry standards and practices in marketing and communicating to our customers.
McKitt, Cedric	GA Utilities Coordination Council Bi-annual Conference - Oct 4-7, 2011	\$ 846.12	Attended confrence of this statewide committee that includes utility companies such as telephone, power, gas, cable TV and railroads as well as employees of government agencies, water authorities, contracting companies, locate technicians and the Utilities Protection Center, Inc. As the MARTA Chief of Agreements & Utilities, it was important to gain knowledge and appropriate contacts for the MARTA construction projects that may share a property easement or common interests.
Mclin, Eulethia	Smart Card Alliance - Washington D.C. - Nov 1-5, 2011	\$ 2,323.12	Expand Knowledge on Data Collections and Technology Updates
Mclin, Eulethia	CES International - Las Vegas, NV Jan 8-14, 2012	\$ 3,331.30	Expand knowledge on Mobile Government Technologies and Communications
McMath, John	GA Transit Association Conference - Macon, GA - Dec 7-9, 2011	\$ 706.59	Transit related conference; attended forum for the exchange of information, ideas and experiences to work toward securing adequate transit funding & promoting positive image of transit throughout Georgia
McRae, Debra	Microsoft SharePoint Conference - Anaheim, CA - Oct 02-08, 2011	\$ 3,565.80	Education focused on Sharepoint 2010 and related technologies both in the cloud and on premises
McRae, Debra	Gartner Business Process Management Summit - Baltimore, MD - Apr 23-28, 2012	\$ 1,576.60	Expanding knowledge and gaining insight on CIO leadership initiatives
McRae, Debra	Project Management Training - National Harbor, MD - May 20-23, 2012	\$ 1,558.80	Conference for portfolio management executives to focus on improving how organizations select, implement and manage IT initiatives and services
Merritt, Cariton	Initial NEASA QEI Workshop, Exam - Clearwater, FL - Feb 12-18, 2012	\$ 2,804.63	Obtain required QEI certification
Miller, Haniyah	APTA Rail Conference - New Orleans, LA - Oct 1-5, 2011	\$ 2,057.50	Assisted with and lead Board Tours and Board events.
Mincey, LeQueshia	Attend The Dispatcher FTO Program - Jacksonville, FL - Oct 17-19, 2011	\$ 1,127.24	To attend the Institute of Police Technology and Management (IPTM) Dispatcher Field Training Officer (FTO) Program.
Minnucci, Patrick	Video Analytic Site Visit/Project Design - Chicago, IL - Feb 21-23, 2012	\$ 887.32	Grant Funded - Site Visit as part of a cross-functional team to observe the Video Analytics project with the Chicago Transit Authority.
Minnucci, Patrick	Video Analytic Site Visit/Project Design - New York, NY & Baltimore, MD - Mar 7-9, 2012	\$ 1,370.56	Grant Funded - Site Visit to observe the Video Analytic project with the Maryland Transit Authority and New York Police Department.
Minnucci, Patrick	Video Analytic Site Visit/Project Design - Los Angeles, CA - May 29-31, 2012	\$ 1,566.60	Grant Funded - Site Visit as part of a cross-functional team to observe the Video Analytic project with AMTRAK.
Mobley, Kellee	DART Site Visit/Paperless Board Process Training - Dallas, TX - Aug. 5, 2011	\$ 664.00	Training on DART's paperless Board system
Montgomery, Willie	Video Analytic Site Visit/Project Design - Chicago, IL - Feb 21-23, 2012	\$ 917.32	Grant Funded - Site Visit as part of a cross-functional team to observe the Video Analytics project with the Chicago Transit Authority.

Montgomery, Willie	Video Analytic Site Visit/Project Design - New York, NY and Baltimore, MD - Mar 7-9, 2012	\$ 1,267.04	Grant Funded - Site Visit as part of a cross-functional team to observe the Video Analytic project with the Maryland Transit Authority and New York Police Department.
Montgomery, Willie	Attend Train the Trainer Program - Washington D.C. - Mar 18-24, 2012	\$ 972.10	Grant Funded - To attend the Emergency Management Institute (EMI) National Emergency Institute Train the Trainer Program.
Montgomery, Willie	Video Analytic Site Visit/Project Design - Los Angeles & San Francisco, CA May 29 - Jun 2, 2012	\$ 2,621.77	Grant Funded - Site Visit as a part of a cross-sectional team to observe the Video Analytic project with AMTRAK and the Bay Area Rapid Transit Authority.
Neagu, Aura	SHRM GA State Conference - Savannah, GA - July 28-30, 2011	\$ 652.00	Attended annual conference to gather the latest news and information from the Georgia Department of Labor and SHRM for continuing professional education.
Nguyen, Vi	CES Government and International Conference - Las Vegas, NV - Jan 8-14, 12	\$ 3,908.44	Expand knowledge on Mobile Government Technologies and Communications
O'Callaghan, Knox	MRDG-APTA Meeting - Washington, DC Jan 17, 18, 2012	\$ 569.69	Joint meetings in Washington DC with Metropolitan Rail Discussion Group members and Congressional Offices on Capitol Hill to advocate for increased Transit funding for State of Good Repair needs
O'Callaghan, Knox	Attend APTA Legislative Conference - Washington, D.C. - Mar 10-13, 2012	\$ 2,019.37	To attend/participate in APTA Legislative Conference and MARTA meetings with Congresspersons, FTA officials and staff in Washington DC to advocate for Federal support of MARTA/Transit
O'Neill, Elizabeth	TRB 50th Anniversary Workshop-Transportation Law - Seattle, WA - July 17-20, 2011	\$ 1,774.94	Obtain necessary CLE credit; updates on transit legal developments
O'Neill, Elizabeth	APTA Legal Affairs Annual Seminar - Tampa, FL - Feb 18-21, 2012	\$ 1,910.14	Obtain necessary CLE credit; updates on transit legal developments
Patterson, Fernell	APTA Conference - Long Beach, LA - May 5-9, 2012	\$ 2,369.12	This Conference is designed to equip transit personnel with high performance skills needed to effectively, and operate, maintain manage public transportation systems. The conference includes a series of interactive sessions in various topics.
Pensyl, Donald	Trapeze Users Conference - San Antonio, TX - Apr 15-21, 2012	\$ 2,198.60	To attend Trapeze (vendor) FaSuite software training regarding upgrades and modifications.
Perry, Steve	Site Visit to Mobility Plant - Prototype L-Van - Michigan, Nov 9-11, 2011	\$ 606.50	Site visit to L-Van plant to discuss desirable attributes in future Paratransit vans with the manufacturer
Pinder, Gwendolyn	Purchasing Fraud Training - Chicago, IL - Jun 6-8, 2012	\$ 971.82	Training seminar on Fraud for Operational Auditor
Pritchett, Gary	Transit Communications & Wireless APPS Conference - San Francisco, CA - Oct 31-Nov 2, 2011	\$ 2,144.55	The conference involved Senior management and project leaders in discussions and debates of the latest developments in transit communications by examples of case studies, panels, breakout sessions, workshops, technical visits and networking functions to maximize additional revenue in transit industry.
Pritchett, Gary	APTA Rail Conference - New Orleans, LA - Oct 1-5, 2011	\$ 1,647.25	AGM attended Rail Conference to gain knowledge of Goods & Services
Pritchett, Gary	State of Good Repair Conference - Washington, DC - Mar 6-8, 2012	\$ 1,912.37	To explore SOGR as a strategy for managing & growing (Destination) the asset base to achieve high-quality, reliable, safe, efficient, & customer-centric transit.
Ray, Joel	Attend Gartner Symposium - Orlando, FL - Oct 15-20, 2011	\$ 1,326.38	Learn the best practices of managing complex IT environments and how to strategize for maximizing the return on IT investments
Ray, Joel	CISA Certification Conference - Washington, DC - Dec 2-9, 2011	\$ 3,650.90	Obtaining knowledge in preparation for the CISA certification
Reynolds, Shekenia	NIAIA Fall Conference - Charlotte, NC - Sept. 25-29, 2011	\$ 1,148.87	To attend the National Internal Affairs Investigators Association's (NIAIA) Fall Conference.
Richardson, Charisse	FTA Program Management Training Workshop - Detroit, MI - Jun 24-26, 2012	\$ 964.46	To participate in FTA Program Management/Triennial Review preparation Workshop held in Detroit, MI
Ridley, Rhonda	Congressional Black Caucus Conference - Washington, D.C. - Sep 22-25, 2011	\$ 2,268.21	Attend several transportation panels to gain knowledge on the latest updates regarding federal authorization bills (Map 21) and transportation priorities of the US President's Administration
Ridley, Rhonda	2011 Policy Link Equity Summit - Detroit, MI - Nov 8-10, 2011	\$ 1,063.61	Attend several transportation panels and participated in the transit specific discussions about GA's Transportation referendum and elimination of transit services in Atlanta metropolitan area (MARTA service cuts and elimination of Clayton County transit)
Riley, Gerald	Initial NEASA QEI Workshop & Exam - Clearwater, FL - Feb 12-18, 2012	\$ 2,795.63	Obtain required QEI certification
Robertson, Donald C.	NTI DBE Training - Nashville, TN - Jun 18-22, 2012	\$ 1,236.54	DBE Analyst attended training course to gather latest information for DBE transit agency staff on implementing policies and procedures on DBE certifications consistent with US DOT's revised DBE regulations, 49 CFR Part 26, and DOT guidance.
Robertson, James	Crime Analysis Application Training - Orlando, FL - July 10-15, 2011	\$ 1,823.93	Grant Funded - To attend the Alpha Group's Crime Analysis Application Training.
Robertson, James	Intelligence Analysis Application Training, Orlando, FL - Oct 9-14, 2011	\$ 1,707.05	Grant Funded - To attend the Alpha Group's Intelligence Analysis Application Training.
Robertson, James	Criminal Investigative Analysis Course - Orlando, FL - Dec 4-9, 2011	\$ 1,726.28	Grant Funded - To attend the Alpha Group's Criminal Investigative Analysis Course.
Robinson, James	SHRM GA State Conference - Savannah, GA - July 28-30, 2011	\$ 1,212.50	Attended annual conference to gather the latest news and information from the Georgia Department of Labor and SHRM for continuing professional education as it related to the position of Compensation/Benefits Manager of HR.

Robinson, Niqua	Initial NEASA QEI Workshop, Exam - Clearwater, FL - Feb 12-18, 2012	\$ 2,796.63	Obtain required QEI certification
Robinson, Raymond	CISA Boot Camp Training - Washington DC, - Dec 4-9, 2011	\$ 3,546.90	Obtaining knowledge in preparation for the CISA certification
Rowatt, Dean	2012 Trapeze User Conference - San Antonio, TX - Apr 15-18, 2012	\$ 606.60	Attended user conference to learn about Implementation and use the latest features due to the upcoming Trapeze FX, PASS and TransitMaster upgrades.
Ruffin, Arguetta	Professional Development - Las Vegas, NV - Jan 30 - Feb 04, 2012 - ASSE Seminar	\$ 3,167.20	American Society of Safety Engineers Seminar Fest Conference - attended to gain training and professional development for safety professionals in the transit industry.
Scott, Beverly	NIAC/Transportation Learning Center - Washington, D.C. - July 12, 2011	\$ 848.25	Critical national infrastructure public meeting with Department of Homeland Security officials. NOTE: All allowable expenses reimbursed by NIAC. Transportation Learning Center Board meeting - national management/labor workforce development/employee specialized skills training programs.
Scott, Beverly	Detroit Advisory Panel - Detroit Transit - Detroit, MI - Aug 7-9, 2011	\$ 815.64	USDOT/FTA Peer Review of Detroit Streetcar Project (invitation from FTA Administrator, Peter Rogoff) - Provided observations, assessment, and recommendations to enhance successful project development and implementation. Meetings with project staff, funders; local, regional and state leaders and officials.
Scott, Beverly	NIAC Briefing/APTA Meeting re: MARTA KPMG Assessment - Kathy Water - Washington, D.C. - Sept 7-11, 2011	\$ 1,143.32	Critical national infrastructure public meeting with Department of Homeland Security officials/ open to public. NOTE: All allowable expenses reimbursed by NIAC. Separate meeting with key APTA staff to discuss establishment of an independent national Peer Review Panel to provide additional subject matter expertise/benchmarking support for MARTA's KPMG Management Audit/Operational Assessment.
Scott, Beverly	Georgia Power - 2011 Fall Industrial Communication Forum, Savannah, GA Oct 8-10, 2011	\$ 592.40	Georgia Power Annual Business Meeting re: key trends; strategic plans and initiatives (focus on future cost drivers/projections); traction power is a significant MARTA rail expense.
Scott, Beverly	Rail Volution - San Francisco, CA - Aug 12-14, 2011	\$ 277.50	National Board/Steering Council Strategic Planning Session for Rail-Volution.
Scott, Beverly	APTA 2011 Annual EXPO - New Orleans, LA - Oct 2-5, 2011	\$ 2,140.96	Largest North American transportation annual meeting/national exposition - Public policy (reauthorization emphasis); business and technical forums; 20,000 plus attendees; ACVB/MARTA successful in landing APTA 2011 Annual Meeting/International Expo in Atlanta (host city).
Scott, Beverly	MRDG/APTA Meeting - Washington, D.C. - Dec 19, 2011	\$ 916.90	Federal Transportation Reauthorization Meeting with APTA staff; Metro Rail Discussion Group (MRDG) comprised of ten (10) largest rail transit systems in the United States.
Scott, Beverly	GTA 2011 Annual Conference - Macon, GA - Dec 6-8, 2011	\$ 388.46	Participation at annual Board meeting/conference of Georgia Transit Association; MARTA is a member of the GTA Board of Directors.
Scott, Beverly	TRB 91st Annual meeting 2012, Washington, D.C. - Jan 21-26, 2012	\$ 1,746.55	Attended TRB Annual Meeting (National Academies of Science); serve on TRB National Executive Committee annual business meeting; establish NAS transportation research program priorities. NOTE: All allowable expenses reimbursed by TRB.
Scott, Beverly	Rail Volution - San Francisco, CA - Jan 30-31, 2012	\$ 1,118.84	Rail-Volution Board/National Steering Committee Meeting; national meeting focuses on smart growth, transit oriented development; best in class transit development projects, plans; innovative financing and public policies.
Scott, Beverly	APTA Legislative Conference - Washington, D.C. - Mar 8-14, 2012	\$ 2,908.22	APTA annual federal legislative committee meeting; meetings held with Georgia congressional delegation on transportation appropriations and authorization; separate meeting with MARTA Board members and FTA Administrator Peter Rogoff/staff on MARTA; USDOT/FTA programs, national transportation funding perspectives and progress.

Scott, Beverly	WTS Business Conference - Denver, CO - May 8-13, 2012	\$ 1,468.49	Participant in National Women's Transportation Seminar, Executive Roundtable - focus on increasing diversity across all segments of the national transportation industry; leadership development/succession planning for young transportation professionals (emphasis on S.T.E.M. curricula); technical tours and work sessions i.e., Denver T-REX/Union Station redevelopment (largest U.S. transit private/public partnership).
Scott, Beverly	Annual LINK Metro Chamber/ARC Meeting (DC, Capital Region - Baltimore); Americans For Transit Board - Washington, DC - Apr 18-21, 2011	\$ 3,182.63	LINK Meeting organized by Metro Chamber/ARC for state and regional officials/leaders (government, private and not-for-profit sectors); meeting focus on DC Capital region (including Baltimore). Separate meeting to interview candidates for Executive Director, Americans for Transit Development, national transit advocacy organization.
Scott, Beverly	White House Roundtable with Secretary LaHood - Washington, D.C. - Mar 22-23, 2012	\$ 726.63	Special invitation by USDOT to White House re: Transportation Jobs Creation/ Workforce Development. Secretary LaHood/USDOT officials convened transportation leaders from across the country along with federal officials in the Department of Education to discuss jobs creation, education and training initiatives with special emphasis on youth, veterans, and at risk populations.
Scott, Beverly	APTA Board Meeting and Rail Conference/Rail-Volution Board Meeting - Dallas, TX - May 31-Jun 4, 2012	\$ 2,369.18	National rail policy, business and technical meeting(s) of North American transit system officials (public and private sector); Member of APTA Board of Directors and Rail-Volution Board of Directors.
Shavers, Toni	Command College - Legal Issues in Law Enforcement - Columbus, GA - Jan 15-19, 2012	\$ 598.00	To attend the Legal Issues in Law Enforcement Course at Command College.
Shavers, Toni	Command College-Strategic Planning & Policy - Columbus, GA - Feb 26 - Mar 2, 2012	\$ 598.00	To attend the Strategic Planning and Policy Course at Command College.
Shmukler, Gennady	ARINC User Group Meeting - Annapolis, MD - Sept. 13-15, 2011	\$ 842.77	User Group Meeting for S&C System, AIM
Shuttlesworth, Sharon	NTI DBE Training - Nashville, TN - Jun 18-22, 2012	\$ 1,544.63	DBE Analyst attended training course to gather latest information for DBE transit agency staff on implementing policies and procedures on DBE certifications consistent with US DOT's revised DBE regulations, 49 CFR Part 26, and DOT guidance.
Sibert, James	NTSB Accident Investigation Course - Ashburn, VA - July 19-12, 2011	\$ 1,803.70	National Transportation Safety Board training provided intensive training on accident/incident investigation methods to increase safety.
Sibert, James	ASSE Seminar; Professional Development - Las Vegas, NV - Jan 28 - Feb 5, 2012	\$ 3,947.40	American Society of Safety Engineers Seminar Fest Conference - attended to gain training and professional development for safety professionals in the transit industry.
Sidifall, Janide	GA Transit Association Conference - Macon, GA - Dec 7-9, 2011	\$ 641.77	Transit related conference; attended forum for the exchange of information, ideas and experiences to work toward securing adequate transit funding & promoting positive image of transit throughout Georgia
Sidifall, Janide	FSUMTS Transit Modeling Workshop - Orlando, FL - Jun 4-8, 2012	\$ 738.52	Job related transit software training; overview of the transportation planning process, travel demand forecasting methodologies, and FSUTMS modules under Cube
Simms, Felecia	Attend The Dispatcher FTO Program - Jacksonville, FL - Oct 17-19, 2011	\$ 1,127.24	To attend the Institute of Police Technology and Management (IPTM) Dispatcher Field Training Officer (FTO) Program.
Smith Pamela	Training American Contract Compliance Association - Bloomington, MN - Aug 16-18, 2011	\$ 1,353.73	DBE Analyst attended ACCA to receive comprehensive training and certification for practitioners working within the fields of Affirmative Action, Contract Compliance, Minority/Women/Disadvantaged/Small/Emerging Business Enterprise, Labor Compliance, Economic & Business Development, and Equal Employment Opportunity.
Smith, Carrol	Moderating Research Forum - Miami, FL - Feb 25-29, 2012	\$ 2,055.08	TC represent MARTA- conference sessions moderator; represent MARTA's interest on various technical/policy committees
Springstead, David	2011 APTA Annual Meeting/Expo Conference - New Orleans, LA - Oct 02-06, 2011	\$ 2,217.02	Attend APTA's Annual Meeting, TAM and Climate Change work groups
Springstead, David	FTA's EMS Conference - Roanoke, VA - Aug 15-18, 2011	\$ 1,059.45	To attend FTA's EMS Conference
Springstead, David	FTA's EMS Conference - Roanoke, VA -May 23-25, 2011	\$ 1,087.65	To attend FTA's EMS Conference
Springstead, David	TRB 91 st Annual meeting 2012, Washington, D.C. - Jan 23-25, 2012	\$ 2,044.23	Presentation on MARTA's State of Good Repair Program
Springstead, David	INCOSE 2012 International Workshop/conference - Jacksonville, FL - Jan 20-23, 2012	\$ 1,114.23	Participated as Co-Chair of INCOSE; directed workshops & other activities
Springstead, David	Global Mass Transit State of Good Repair Conference - Washington, D.C. - Mar 6-8, 2012	\$ 558.10	Presentation given on State of Good Repair during conference

Springstead, David	APTA Standards Committee Meeting - Boston, MA - Mar 14-16, 2012	\$ 912.68	Participate in APTA's State of Good Repair Working Group
Springstead, David	FTA Climate Change Adaptation Workshop - Arlington, VA - Mar 20-22, 2012	\$ 1,050.90	Attended and participated in APTA's FTA Climate Change Adaptation Workshop
Springstead, David	TRB 9th National Transportation Asset Mgmt. Conf - San Francisco, CA Apr 15-19, 2012	\$ 1,772.13	Presentation given during TRB's Natl. Transportation Asset Mgmt. Conference
Springstead, David	2012 APTA Rail Conference - Dallas, TX - Jun 2-6, 2012	\$ 2,083.35	Committee Co-Chair, presenter, and participate on FTA's SGR Committee
Springstead, David	TRB's TERM Committee Meeting - Washington, D.C. - Jun 25-29, 2012	\$ 558.10	Selected as committee member by TRB for review of FTA's TERM
Stewart, Hildridge	Eastern Signal Engineer Meeting - New York, NY - Aug. 9-10, 2011	\$ 520.06	To secure a certification
Stewart, Hildridge	Review and Approve ALSTOM's Factory Acceptance Testing - Rochester, NY - Jun 25-28, 2012	\$ 939.28	Acquired technology components to implement upgrade to TCSU system
Tention, James	Video Analytic Site Visit/Project Design - Chicago, IL - Feb 21-23, 2012	\$ 867.32	Grant Funded - Site Visit as a part of a cross-sectional team to observe the Video Analytics project with the Chicago Transit Authority.
Tention, James	Video Analytic Site Visit/Project Design - New York, NY and Baltimore, MD - Mar 7-9, 2012	\$ 1,217.04	Grant Funded - Site Visit as part of a cross-functional team to observe the Video Analytic project with the Maryland Transit Authority and New York Police Department.
Tention, James	Video Analytic Site Visit/Project Design - Los Angeles & San Francisco, CA - May 29 - Jun 2, 2012	\$ 1,954.04	Grant Funded - Site Visit as part of a cross-functional team to observe the Video Analytic project with AMTRAK and the Bay Area Rapid Transit Authority.
Tention, James	Video Analytic Site Visit/Project Design - Los Angeles & San Francisco, CA - May 29 - Jun 2, 2012	\$ 1,954.04	Grant Funded - Site Visit as part of a cross-functional team to observe the Video Analytic project with AMTRAK and the Bay Area Rapid Transit Authority.
Thomas, Robert	APTA Rail Conference - Dallas, TX - Jun 2-7, 2012	\$ 2,248.10	TC represent MARTA- conference session speaker
Thompson, Albert	CISA Boot Camp Training, Washington, D.C. - Dec 4-9, 2011	\$ 3,621.90	Obtaining knowledge in preparation for the CISA certification
Thompson, Latonya	Gartner Symposium - Orlando, FL - Oct 16-19, 2011	\$ 1,261.40	Learn the best practices of managing complex IT environments and how to strategize for maximizing the return on IT investments
Tidwell, Mia	Introduction to Travel Training - Tampa, FL - Mar 26-29, 2012	\$ 626.08	Intensive 3-day course with classroom and field instruction in an environment where travel trainers will acquire knowledge in the classroom and directly apply and practice new skills on the street
Trivedi, Bharat	Attend IT Audit Management Summit - Orlando, FL - Apr 4-7, 2012	\$ 1,001.60	IT training seminar
Trivedi, Bharat	IIA Training for CPE Requirements - Orlando, FL - Aug. 28-31, 2011	\$ 1,983.96	IT related training seminar w/Institute of Internal Auditors
Valaer, Chris	Fifteenth Annual State Safety Oversight Meeting - Washington, D.C. - Oct 31 - Nov 3, 2011	\$ 1,198.74	Annual SSO Meeting sponsored by the Federal Transit Administration. The meeting brings together safety personnel from the rail transit industry and SSO agencies for training, information sharing, and facilitated discussions regarding the implementation of FTA's SSO rule, 49 CFR Part 659.
Vansickle, Ryan	ESRI User Conference/GIS Training & Updates - San Diego, CA - July 10-15, 2011	\$ 2,747.50	Job related annual conference; attended to share and collaborate on best utilization of GIS to enhance GIS projects
Wallace, Richard	Trapeze Conference; Job related Software Training - San Antonio, TX - Apr 14-19, 2012	\$ 1,562.85	Job related annual conference; attended to share, collaborate & learn best practices, utilization & updates for Trapeze software
Watts, Calvin	National Parking Association Conference - Las Vegas, NV - Oct 4-6, 2011	\$ 1,098.86	To see demonstrations of parking equipment and technologies that are available to replace MARTA's parking fee collection infrastructure, including technologies for collection and validation. Also explored financing options, i.e. Private Public Partnership, outsourcing of parking operations, outsourcing of maintenance of parking equipment etc. Also discussed open loop media such as VISA paywave, MasterCard and AMEX.
Weber, John	APTA Operating Practices Committee Meeting, Nov 5 - 8, 2011	\$ 473.90	Member of the APTA OP Committee; Regional meeting held in Charlotte
Weber, John	APTA Rail Transit Operating Committee Meeting - Dallas, TX - Apr 16-18, 2012	\$ 931.64	Member of the APTA OP Committee; Regional meeting held in Dallas
Webster, Mark	2012 Trapeze Users Conference - San Antonio, TX - Apr 15-18, 2012	\$ 1,993.53	To learn how to implement and use the latest features and see what's planned for the future. Develop contacts with industry experts and gain knowledge in specific areas of Trapeze Integrated Solutions.
West, Kimberly N.	Micorsoft SharePoint Conference - Anaheim, CA - Oct 2-8, 2011	\$ 3,552.62	Education focused on Sharepoint 2010 and related technologies both in the cloud and on premises
West, Kimberly N.	CES International - Las Vegas, NV - Jan 8-14, 2012	\$ 3,205.18	Expand knowledge on Mobile Government Technologies and Communications
White, David	COMTO Conference - Philadelphia, PA - July 16-19, 2011	\$ 1,111.64	TC represent MARTA- conference session speaker
White, David	COMTO Conference - New Orleans, LA - Oct 2-5, 2011	\$ 1,771.86	TC represent MARTA- conference session speaker
White, Shamara	Exceptional Assistant Seminar - Austin, TX - May 10-12, 2012	\$ 654.54	Administrative seminar to enhance job performance
Whitestone, Lorenzo	Identity Theft Course - Albany, GA - Jan 23-15, 2012	\$ 431.92	To attend the FBI Law Enforcement and Life Lock Identity Theft Course.

Whitestone, Lorenzo	Identity Theft Course - Albany, GA - Jan 23-15, 2012	\$ 431.92	To attend the FBI Law Enforcement and Life Lock Identity Theft Course.
Willis, T. Renee	DART Electronic Board Process - Dallas, TX - Aug. 5, 2011	\$ 541.40	Tour and Overview of DART's Electronic Board Process for the purpose of revamping the Authority's Board processes and procedures.
Wimberly, Tameka	GA Transit Association Conference Macon, GA - Dec 7-9, 2011	\$ 395.25	Transit related conference; attended forum for the exchange of information, ideas and experiences to work toward securing adequate transit funding & promoting positive image of transit throughout Georgia
Wimberly, Tameka	FSUTMS Modeling Training Course - Orlando, FL - Jun 4-8, 2012	\$ 738.52	Job related transit software training; overview of the transportation planning process, travel demand forecasting methodologies, and FSUTMS modules under Cube
Woods, Henry	AARS Derailment Investigation Seminar - Philadelphia, PA - Nov 06-08	\$ 1,374.62	Attended the RSII (Rail Safety and Incident Investigation) Seminar to enhance skills in derailment and related technical issues as it relates to transit.
Woods, Henry	Rail Safety & Incident Investigation Seminar - Orlando, FL - Apr 29 - May 2, 2012	\$ 1,790.33	Attended follow-up seminar to the American Association of Railroad Superintendents Derailment Investigations
Zachery, Jerald	System Safety Certification - Rochester, NY - Jun 11-14, 2012	\$ 1,170.88	TCSU factory testing of the first sub-system components; specifically the Train Control Field Units (TCFU) and the SCADA Field Units (SFU)
Zachery, Jerald	Eastern Signal Engineers - Philadelphia, PA - Dec 6-8, 2011	\$ 824.69	Eastern Signal Engineers conference of Train Control experts to meet, discuss, and develop current and future products, designs, maintenance procedures and policies that govern Train Control.
Zachery, Jerald	Attend APTA Seminar - Washington, DC - March 12-15, 2012	\$ 1,190.93	Attended the APTA conference of Train Control experts to meet and develop industry standard for the maintenance of Audio Frequency Track Circuits.
Zachery, Jerald	APTA AF Track Circuits - Philadelphia, PA - Jun 19, 2012	\$ 363.85	Attended the APTA conference of Train Control experts to meet and develop industry standard for the maintenance of Audio Frequency Track Circuits.

\$ 485,923.15

2012

METROPOLITAN ATLANTA RAPID TRANSIT AUTHORITY EMPLOYEES WITH ANNUAL COMPENSATION OF \$20,000 OR MORE

The salary section of the FY 2012 MARTOC Report lists all MARTA employees who have an annual base salary of \$20,000 or more or those who have earned \$20,000 or more during the reporting period (July 1, 2011 through June 30, 2012).

The FY 2012 report includes:

- **4,172** Employees and/or former employees:
 - **2,633** Represented employees and/or former employees
 - **1,539** Non-represented employees and/or former employees
- Of the 4,172 employees reported, **192** were recorded as terminating prior to June 30, 2012.
- During FY12, MARTA employees (both represented and non-represented employees) did not receive annual (percentage) wage increases. (Excludes sworn law enforcement personnel at the rank of Lieutenant and below.)
- A total of **931** employees (22.3%) received salary changes in FY 2012.
 - Of the 931 employees **533** (or 57.3%) were represented employees receiving salary changes pursuant to the collective bargaining agreement (i.e., salary progressions) and/or promotions.
 - The remaining **398** employees (or 42.7%) were non-represented employees receiving salary changes associated with such things as promotions, reclassifications, and annual step increases for sworn law enforcement personnel (at the rank of Lieutenant and below).

2012

**METROPOLITAN ATLANTA RAPID TRANSIT AUTHORITY
EMPLOYEES WITH ANNUAL COMPENSATION OF \$20,000 OR MORE**

The following definitions explain the figures reflected in the report:

- **Base Salary** – The annual salary for non-union employees; the hourly rate multiplied by the total annual regular hours for union employees for the respective fiscal year.
- **Difference (+/-)** – The difference between the current annual base salary and the previous base salary. May include automatic step increases (union employees), promotions, progressions, employees moving from part-time to full-time positions, adjustments resulting from wage/salary updates, and other salary adjustments.
- **Regular Earnings** – Includes time entry wages/salary, Paid Time Off (PTO) taken, Vacation, Sick Leave, Holiday pay, and other leave pay, etc.
- **Overtime Earnings** – Overtime payments are made for (1) scheduled overtime, in which overtime is built into the employee's routine work assignment (ie., Bus Operators who pick work that pays more than 8 hours a day), and (2) unscheduled overtime, in which overtime is assigned, as needed, to cover employee absences or to meet special work needs. Unscheduled Overtime is necessary for any number of reasons, including but not limited to, unexpected employee absences, unanticipated needs for repair work either to stations, tracks, buses or trains, and/or similar situations.
 - There are a number of drivers that impacted overtime earnings during FY 2012, including the following:
 - Continuation of the accelerated safety and security initiatives which began during FY 2011 that directly contributed to increases in Police Department overtime.
 - Such initiatives include re-deployment of police resulting in double the number of police bus patrols, increased rail coverage, community outreach and participation in unit safety initiatives.
 - Overtime tied to vacancies – During FY 2012, vacancies in operator positions (Bus and Mobility) and Transit Police averaged 1.5%

2012

**METROPOLITAN ATLANTA RAPID TRANSIT AUTHORITY
EMPLOYEES WITH ANNUAL COMPENSATION OF \$20,000 OR MORE**

- **Other Earnings** – Includes Paid Time Off (PTO) sold, uniform/tool allowance, jury duty, and military pay.
- **Gross Earnings** – Reflects fiscal year-to-date gross earnings. May include overtime pay, deferred compensation, sold PTO, union arbitration awards, taxable value of such perquisites as use of company car and life insurance, uniform/tool allowance, and other pay peculiar to existing MARTA employment agreements.

An asterisk before the position indicates a bargaining unit position.

MARTOC REPORT

EE NUMBER	TITLE	FY 11	FY 12	DIFFERENCE	REGULAR	OVERTIME	OTHER	TOTAL
		BASE SALARY	BASE SALARY	+/-	EARNINGS	EARNINGS	EARNINGS	EARNINGS
0000305540	*JOURNEYMAN OVERHAULER	43,804.80	43,804.80	0.00	44,159.22	31.59	225.00	44,415.81
0000320486	*BUS OPERATOR	40,643.20	40,643.20	0.00	43,194.10	13,769.37	0.00	56,963.47
0000315788	*RAIL STATION CLEANER	28,412.80	28,412.80	0.00	30,147.63	7,673.51	0.00	37,821.14
0000327460	*BUS OPERATOR	28,454.40	28,454.40	0.00	19,904.00	2,393.14	0.00	22,297.14
0000304710	*JOURNEYMAN RAIL CAR MECHANIC	43,804.80	43,804.80	0.00	42,378.15	1,579.51	646.20	44,603.86
0000303344	DIVISION DISPATCHER	51,771.20	51,771.20	0.00	50,775.60	2,986.80	3,982.40	57,744.80
0000327035	*JOURNEYMAN ET-RAIL CAR MAINT	41,080.00	41,080.00	0.00	36,165.56	51.85	605.80	36,823.21
0000303792	*BUS OPERATOR	40,643.20	40,643.20	0.00	45,313.24	6,103.11	0.00	51,416.35
0000308057	DIVISION DISPATCHER	48,048.00	48,048.00	0.00	48,024.90	1,831.83	4,851.00	54,707.73
0000306520	*BUS OPERATOR	40,643.20	40,643.20	0.00	41,370.04	7,692.65	0.00	49,062.69
0000327566	*JOURNEYMAN AUTOMOTIVE TECH	41,080.00	41,080.00	0.00	28,330.94	2,920.63	0.00	31,251.57
0000323617	MOBILITY SYSTEM DATA SPECIALIST	24,564.80	29,601.00	5,036.20	28,531.47	1,373.95	0.00	29,905.42
0000327032	*JOURNEYMAN ET-RAIL CAR MAINT	41,080.00	41,080.00	0.00	37,113.48	1,247.35	225.00	38,585.83
0000322570	*SERVICEPERSON I (A)	32,281.60	32,281.60	0.00	32,952.40	3,492.00	0.00	36,444.40
0000323300	COMMUNICATIONS ENGINEER VI	80,000.18	80,000.18	0.00	74,914.35	0.00	3,230.78	78,145.13
0000321734	CONTRACT PROFESSIONAL	0.00	0.00	0.00	98,050.00	14,850.00	0.00	112,900.00
0000306221	*JOURNEYMAN ET-RAIL CAR MAINT	43,804.80	43,804.80	0.00	45,680.60	2,937.93	225.00	48,843.53
0000314859	*BUS OPERATOR	40,643.20	40,643.20	0.00	39,932.46	1,190.36	0.00	41,122.82
0000303666	SUPV BUS TRANSPORTATION	48,588.80	48,588.80	0.00	42,795.52	17,298.08	11,609.92	71,703.52
0000306619	*BUS OPERATOR	40,643.20	40,643.20	0.00	38,258.87	756.31	0.00	39,015.18
0000323830	*INSPECTOR	39,603.20	39,603.20	0.00	24,066.56	292.74	0.00	24,359.30
0000327671	*JOURNEYMAN ELEC POWER ELECT	39,603.20	39,603.20	0.00	24,018.96	242.76	0.00	24,261.72
0000322046	*SERVICEPERSON I (A)	32,281.60	32,281.60	0.00	25,341.34	931.20	0.00	26,272.54
0000321888	SUPV FIELD RESEARCH	0.00	0.00	0.00	27,826.41	3,999.10	0.00	31,825.51
0000318939	*RAIL STATION CLEANER	28,412.80	28,412.80	0.00	28,517.44	655.68	0.00	29,173.12
0000306310	*INSPECTOR	43,118.40	43,118.40	0.00	45,379.76	7,789.45	225.00	53,394.21
0000320333	PERFORMANCE ANALYST	64,639.12	64,639.12	0.00	64,639.64	0.00	497.23	65,136.87
0000302866	*BUS OPERATOR	40,643.20	40,643.20	0.00	41,838.96	1,326.57	0.00	43,165.53
0000304217	HUMAN RESOURCES SYSTEMS ADMIN	74,863.36	74,863.36	0.00	67,953.36	0.00	26,106.36	94,059.72
0000305900	PERFORMANCE ANALYST	66,700.40	66,700.40	0.00	66,700.54	0.00	4,361.18	71,061.72
0000302113	SR RADIO COMMUNICATIONS ENGR	77,142.78	77,142.78	0.00	77,143.98	0.00	3,876.92	81,020.90
0000328051	CONTRACT SPECIALIST III	67,998.06	67,998.06	0.00	23,538.24	0.00	0.00	23,538.24
0000306642	*BUS OPERATOR	28,454.40	28,454.40	0.00	23,291.43	1,372.72	0.00	24,664.15
0000306382	RESIDENT ENGINEER (DATE LAST EMPLOYED 01-MAY-12)	82,381.00	82,381.00	0.00	71,609.71	0.00	19,915.57	91,525.28

MARTOC REPORT

EE NUMBER	TITLE	FY 11	FY 12	DIFFERENCE	REGULAR	OVERTIME	OTHER	TOTAL
		BASE SALARY	BASE SALARY	+/-	EARNINGS	EARNINGS	EARNINGS	EARNINGS
0000305802	TRANSIT POLICE OFFICER SPECIAL	56,971.20	56,971.20	0.00	57,765.51	18,817.03	2,191.20	78,773.74
0000317780	*BUS OPERATOR	40,643.20	40,643.20	0.00	38,797.53	4,047.94	0.00	42,845.47
0000304311	*BUS OPERATOR	40,643.20	40,643.20	0.00	44,644.53	21,587.15	0.00	66,231.68
0000316283	*TRACK MAINTAINER	41,392.00	43,118.40	1,726.40	45,633.75	3,665.51	0.00	49,299.26
0000303392	*SERVICEPERSON V	43,118.40	43,118.40	0.00	44,481.24	10,121.44	0.00	54,602.68
0000303322	CONTRACT PROFESSIONAL	87,750.00	87,750.00	0.00	20,137.50	562.50	0.00	20,700.00
0000305845	*BUS OPERATOR	40,643.20	40,643.20	0.00	41,377.30	1,782.72	0.00	43,160.02
0000305997	*BUS OPERATOR	40,643.20	40,643.20	0.00	40,330.19	833.98	0.00	41,164.17
0000325361	PROTECTIVE SPEC POLICE CADET	26,561.60	26,561.60	0.00	25,559.16	1,774.73	0.00	27,333.89
0000323609	*MOBILITY OPERATOR	24,564.80	26,083.20	1,518.40	26,523.31	12,111.04	188.96	38,823.31
0000321109	PROJECT MANAGER II	93,724.02	93,724.02	0.00	93,725.34	0.00	8,290.98	102,016.32
0000304323	*SERVICEPERSON IV	34,008.00	34,008.00	0.00	34,704.04	5,659.30	0.00	40,363.34
0000318260	*BUS OPERATOR	40,643.20	40,643.20	0.00	44,588.45	24,521.47	0.00	69,109.92
0000302773	*RAIL STATION CLEANER	28,412.80	28,412.80	0.00	30,703.04	8,226.75	0.00	38,929.79
0000322738	*JOURNEYMAN AUTOMOTIVE TECH	43,804.80	43,804.80	0.00	39,840.98	12,770.34	225.00	52,836.32
0000318010	*RAIL OPERATOR	40,643.20	40,643.20	0.00	41,383.39	1,105.13	0.00	42,488.52
0000326270	*JOURNEYMAN ET-TRAIN CONTROL	39,603.20	41,392.00	1,788.80	42,012.05	12,207.31	225.00	54,444.36
0000327673	INTERNAL COMMUNICATIONS SPEC	64,750.14	64,750.14	0.00	39,846.39	0.00	0.00	39,846.39
0000304699	*MATERIAL CONTROLLER	42,369.60	42,369.60	0.00	42,353.47	824.99	0.00	43,178.46
0000303342	AGM FINANCE	140,172.50	140,172.50	0.00	148,293.42	0.00	16,579.90	164,873.32
0000320753	*MOBILITY OPERATOR	27,414.40	28,766.40	1,352.00	28,062.36	196.16	0.00	28,258.52
0000305413	*MATERIAL CONTROLLER	42,369.60	42,369.60	0.00	44,032.34	152.79	0.00	44,185.13
0000302597	*BUS OPERATOR	40,643.20	40,643.20	0.00	42,336.37	8,211.70	0.00	50,548.07
0000302548	SR GRAPHICS DESIGNER	50,703.38	50,703.38	0.00	50,703.78	0.00	3,315.23	54,019.01
0000322682	*JOURNEYMAN ET-RADIO MAINT	43,804.80	43,804.80	0.00	43,517.85	3,245.92	225.00	46,988.77
0000303056	SUPV CAR REPAIR INSPECTION	43,804.80	52,104.00	8,299.20	52,009.30	13,067.64	6,934.85	72,011.79
0000316060	*BUS OPERATOR	40,643.20	40,643.20	0.00	42,502.41	1,980.17	0.00	44,482.58
0000304982	PROJECT MANAGER II	77,729.08	91,700.18	13,971.10	82,029.93	0.00	4,753.06	86,782.99
0000304792	*RAIL STATION CLEANER	28,412.80	28,412.80	0.00	31,795.84	7,519.83	0.00	39,315.67
0000317919	*RAIL STATION CLEANER	28,412.80	28,412.80	0.00	29,268.74	9,297.35	0.00	38,566.09
0000323745	*BUS OPERATOR	34,548.80	37,606.40	3,057.60	36,529.13	3,947.74	0.00	40,476.87
0000305143	*SERVICEPERSON II	31,824.00	31,824.00	0.00	33,833.64	2,581.88	0.00	36,415.52
0000316367	MYSTERY CUSTOMER PROJECT ANALY	53,854.32	53,854.32	0.00	53,854.77	0.00	0.00	53,854.77
0000303490	TRANSIT POLICE OFFICER SR	54,787.20	54,787.20	0.00	55,959.33	15,863.32	6,848.40	78,671.05
0000304446	TRANSIT POLICE OFFICER SR	54,787.20	54,787.20	0.00	56,209.56	27,439.74	5,926.50	89,575.80

MARTOC REPORT

EE NUMBER	TITLE	FY 11 BASE SALARY	FY 12 BASE SALARY	DIFFERENCE +/-	REGULAR EARNINGS	OVERTIME EARNINGS	OTHER EARNINGS	TOTAL EARNINGS
0000306396	SUPV BUS & RAIL STORES (DATE LAST EMPLOYED 01-JAN-12)	55,307.20	55,307.20	0.00	29,780.80	212.72	5,605.97	35,599.49
0000321370	*BUS OPERATOR	37,606.40	40,643.20	3,036.80	41,469.55	3,018.14	0.00	44,487.69
0000303981	*RAIL OPERATOR	40,643.20	40,643.20	0.00	40,491.45	7,098.25	159.65	47,749.35
0000302574	SUPV RAIL LINE	51,230.40	51,230.40	0.00	51,230.42	10,160.88	0.00	61,391.30
0000321278	*STATION AGENT	37,169.60	37,169.60	0.00	39,903.36	21,068.86	0.00	60,972.22
0000324778	*BUS OPERATOR	28,454.40	34,548.80	6,094.40	29,426.71	7,809.83	0.00	37,236.54
0000324130	*RAIL STATION CLEANER	28,412.80	28,412.80	0.00	28,319.41	3,017.16	0.00	31,336.57
0000321209	*INSPECTOR	40,206.40	41,267.20	1,060.80	41,431.36	6,412.62	225.00	48,068.98
0000304673	*JOURNEYMAN ET-TRAIN CONTROL	43,804.80	43,804.80	0.00	46,233.53	16,442.64	225.00	62,901.17
0000323734	*BUS OPERATOR	34,548.80	37,606.40	3,057.60	22,176.27	1,526.09	0.00	23,702.36
0000304932	MOBILITY SYSTEM DATA SPECIALIST	33,072.00	33,072.00	0.00	34,441.52	11,683.32	0.00	46,124.84
0000302957	RAIL SERVICES CONTROLLER	58,281.60	58,281.60	0.00	53,125.92	1,196.46	1,916.36	56,238.74
0000320437	*SERVICEPERSON I	31,824.00	31,824.00	0.00	25,306.21	1,652.42	0.00	26,958.63
0000303627	SUPV CAR REPAIR INSPECTION	43,804.80	52,104.00	8,299.20	50,842.78	11,245.57	4,984.50	67,072.85
0000305727	*BUS OPERATOR	40,643.20	40,643.20	0.00	39,332.14	7,189.16	0.00	46,521.30
0000306628	TRANSIT POLICE SERGEANT	65,936.00	65,936.00	0.00	67,235.70	26,937.25	2,377.50	96,550.45
0000316920	SUPV CAR REPAIR INSPECTION	43,804.80	52,104.00	8,299.20	46,305.96	6,194.74	225.00	52,725.70
0000321233	*MOBILITY OPERATOR	26,083.20	27,414.40	1,331.20	27,455.04	1,360.08	0.00	28,815.12
0000305542	PLANNING DATA ANALYST	51,021.88	51,021.88	0.00	51,009.40	0.00	1,962.39	52,971.79
0000304367	*MOBILITY OPERATOR	30,409.60	30,409.60	0.00	31,678.70	6,442.07	0.00	38,120.77
0000323528	*BUS OPERATOR	34,548.80	37,606.40	3,057.60	27,187.39	1,432.28	0.00	28,619.67
0000306257	*MOBILITY OPERATOR	30,409.60	30,409.60	0.00	32,376.00	32,900.67	0.00	65,276.67
0000322751	COMMUNICATIONS ENGINEER VI	84,000.02	84,000.02	0.00	84,001.95	0.00	0.00	84,001.95
0000303467	*BUS OPERATOR	40,643.20	40,643.20	0.00	42,202.31	11,800.14	0.00	54,002.45
0000304630	*JOURNEYMAN SUPPORT EQUIPMENT	43,804.80	43,804.80	0.00	46,113.50	12,130.59	225.00	58,469.09
0000303157	RETIREMENT BENEFITS ANALYST	51,223.12	51,223.12	0.00	47,283.38	0.00	6,895.47	54,178.85
0000303387	SUPT RAIL CAR MAINT	69,977.18	69,977.18	0.00	69,977.48	0.00	9,689.18	79,666.66
0000304168	*TRACK WALKER (DATE LAST EMPLOYED 15-JUN-12)	43,118.40	43,118.40	0.00	45,811.61	4,151.23	0.00	49,962.84
0000302569	CHF ENG RELIABILITY & RC REHAB	93,000.18	93,000.18	0.00	93,001.03	0.00	0.00	93,001.03
0000322670	SYSTEM SAFETY OFFICER	60,279.44	60,279.44	0.00	51,469.55	0.00	6,955.32	58,424.87
0000304267	PROJECT ENGINEER (DATE LAST EMPLOYED 01-NOV-11)	66,381.12	66,381.12	0.00	20,170.06	0.00	3,659.48	23,829.54
0000304351	CONTRACT EMP ADMIN SUPPORT	0.00	0.00	0.00	24,327.25	860.27	0.00	25,187.52
0000304632	*MOBILITY OPERATOR	30,409.60	30,409.60	0.00	29,926.42	126.11	0.00	30,052.53
0000302033	*BUS OPERATOR	40,643.20	40,643.20	0.00	18,023.53	8,520.52	0.00	26,544.05

MARTOC REPORT

EE NUMBER	TITLE	FY 11 BASE SALARY	FY 12 BASE SALARY	DIFFERENCE +/-	REGULAR EARNINGS	OVERTIME EARNINGS	OTHER EARNINGS	TOTAL EARNINGS
	(DATE LAST EMPLOYED 01-NOV-11)							
0000320849	*TRACK WALKER	43,118.40	43,118.40	0.00	44,801.06	2,137.81	0.00	46,938.87
0000306347	*BUS OPERATOR	40,643.20	40,643.20	0.00	43,276.71	9,380.62	0.00	52,657.33
0000320625	CONTRACT PROFESSIONAL	0.00	0.00	0.00	123,337.50	0.00	0.00	123,337.50
0000302004	SR RECRUITER	61,499.88	61,499.88	0.00	61,500.09	0.00	1,892.32	63,392.41
0000322067	SPECIAL PROJECTS AUDITOR III	72,131.54	72,131.54	0.00	72,131.81	0.00	0.00	72,131.81
0000304129	*RAIL OPERATOR	40,643.20	40,643.20	0.00	41,926.18	12,015.88	0.00	53,942.06
0000321141	*BUS OPERATOR	40,643.20	40,643.20	0.00	41,988.80	13,362.44	0.00	55,351.24
0000327678	*INSPECTOR	39,603.20	39,603.20	0.00	24,533.04	321.30	0.00	24,854.34
0000316055	*BUS OPERATOR	40,643.20	40,643.20	0.00	39,991.36	939.52	0.00	40,930.88
0000304886	SUPV MOBILITY TRANSPORTATION	45,281.60	45,281.60	0.00	45,281.60	2,133.47	2,089.92	49,504.99
0000317359	INFORMATION SYSTEMS ANALYST I	58,925.88	58,925.88	0.00	58,926.01	0.00	5,218.42	64,144.43
0000303839	MGR BUILDINGS & SUPPORT EQUIP	79,898.26	79,898.26	0.00	43,022.34	0.00	7,535.86	50,558.20
0000306488	(DATE LAST EMPLOYED 01-JAN-12) FIELD INSPECTOR	43,804.80	51,226.50	7,421.70	36,044.91	2,345.57	225.00	38,615.48
0000303730	*JOURNEYMAN ET-RAIL CAR MAINT	43,804.80	43,804.80	0.00	45,168.40	5,054.42	225.00	50,447.82
0000303130	*BUS OPERATOR	40,643.20	40,643.20	0.00	44,710.12	12,189.26	0.00	56,899.38
0000306275	TRANSIT POLICE SERGEANT	65,936.00	65,936.00	0.00	64,604.60	59,128.52	5,552.89	129,286.01
0000302578	*INSPECTOR	43,118.40	43,118.40	0.00	44,131.49	2,549.87	225.00	46,906.36
0000303769	*MOBILITY OPERATOR	30,409.60	30,409.60	0.00	26,218.77	159.00	0.00	26,377.77
0000303037	*BUS OPERATOR	40,643.20	40,643.20	0.00	43,864.08	44,390.96	182.70	88,437.74
0000304330	*TRACK MAINTAINER	43,118.40	43,118.40	0.00	44,075.41	2,619.79	0.00	46,695.20
0000303664	*BUS OPERATOR	40,643.20	40,643.20	0.00	40,525.35	5,752.00	0.00	46,277.35
0000303073	*RAIL OPERATOR	40,643.20	40,643.20	0.00	42,319.02	18,577.39	306.39	61,202.80
0000305381	*BUS OPERATOR	40,643.20	40,643.20	0.00	24,349.21	3,169.95	0.00	27,519.16
0000306395	(DATE LAST EMPLOYED 01-MAR-12) TRANSIT POLICE OFFICER SPECIAL	56,971.20	56,971.20	0.00	57,217.71	10,784.90	0.00	68,002.61
0000326633	*BUS OPERATOR	28,454.40	28,454.40	0.00	26,824.05	3,524.31	0.00	30,348.36
0000302132	TRANSIT POLICE OFFICER SR	54,787.20	54,787.20	0.00	30,765.12	0.00	8,007.36	38,772.48
0000315370	PLANNER TRACK & STRUCTURES	52,104.00	52,104.00	0.00	52,104.00	7,565.10	3,632.25	63,301.35
0000323593	INSTRUCTOR RAIL OPERATIONS	57,720.00	57,720.00	0.00	56,832.00	374.64	888.00	58,094.64
0000319548	EMPLOYEE RELATIONS SPECIALIST	58,299.02	58,299.02	0.00	58,299.43	0.00	0.00	58,299.43
0000318689	BUS RADIO MAINTENANCE SPEC	67,017.60	67,017.60	0.00	67,017.60	0.00	0.00	67,017.60
0000302564	OFFICE ADMINISTRATOR I	44,044.26	44,044.26	0.00	44,044.63	0.00	0.00	44,044.63
0000302052	GEN SUPT BUS MAINT	75,289.50	75,289.50	0.00	75,289.76	0.00	11,003.85	86,293.61
0000303084	*BUS OPERATOR	40,643.20	40,643.20	0.00	40,179.18	1,724.53	0.00	41,903.71
0000305256	*JOURNEYMAN ET-RAIL CAR MAINT	43,804.80	43,804.80	0.00	44,170.71	3,245.91	225.00	47,641.62

MARTOC REPORT

EE NUMBER	TITLE	FY 11	FY 12	DIFFERENCE	REGULAR	OVERTIME	OTHER	TOTAL
		BASE SALARY	BASE SALARY	+/-	EARNINGS	EARNINGS	EARNINGS	EARNINGS
0000322688	TRANSIT POLICE OFFICER SPECIAL	48,713.60	50,668.80	1,955.20	47,147.80	35,945.86	5,381.44	88,475.10
0000321908	*INSPECTOR	43,118.40	43,118.40	0.00	45,576.32	13,506.74	225.00	59,308.06
0000327137	*MOBILITY OPERATOR	23,358.40	23,358.40	0.00	19,495.31	3,280.65	0.00	22,775.96
0000323646	MOBILITY SYSTEM DATA SPECIALIST	30,654.00	30,654.00	0.00	30,787.62	825.30	943.20	32,556.12
0000323718	*RAIL STATION CLEANER	28,412.80	28,412.80	0.00	29,091.19	0.00	0.00	29,091.19
0000314970	*BUS OPERATOR	40,643.20	40,643.20	0.00	41,817.86	2,529.37	0.00	44,347.23
0000307563	*BUS OPERATOR	40,643.20	40,643.20	0.00	28,726.76	75.98	0.00	28,802.74
0000325711	CJIT-POLICE DISPATCHER	33,696.00	33,696.00	0.00	35,480.90	20,561.95	0.00	56,042.85
0000315049	LD BREEZE MEDIA DIST AGENT	47,013.98	47,013.98	0.00	47,014.32	0.00	1,808.23	48,822.55
0000325314	TRANSIT POLICE OFFICER SR	45,032.00	46,841.60	1,809.60	45,414.64	10,401.45	2,812.96	58,629.05
0000303376	FOREMAN TRAIN CONTROL	56,409.60	56,409.60	0.00	56,409.60	18,387.36	0.00	74,796.96
0000303940	ORG LEARNING SPECIALIST III	62,499.84	62,499.84	0.00	62,500.12	0.00	3,365.38	65,865.50
0000316477	SR MOBILITY SYS DATA SPEC	36,732.28	36,732.28	0.00	29,781.82	0.00	2,401.76	32,183.58
0000303765	*MATERIAL CONTROLLER LEAD	42,369.60	43,659.20	1,289.60	45,684.40	4,656.35	0.00	50,340.75
0000326712	*BUS OPERATOR	28,454.40	28,454.40	0.00	27,170.19	3,100.54	0.00	30,270.73
0000305051	INSTRUCTOR BUS OPERATIONS	56,950.40	56,950.40	0.00	57,169.44	2,813.31	5,202.20	65,184.95
0000303491	CRIMINAL JUSTICE ADMINISTRA	36,961.60	36,961.60	0.00	38,587.59	8,569.70	1,705.92	48,863.21
0000322490	*JOURNEYMAN BODY REPAIR	41,662.40	43,804.80	2,142.40	44,560.57	3,311.27	225.00	48,096.84
0000302867	RECRUITING TECHNICIAN II	40,306.50	40,306.50	0.00	40,306.76	0.00	1,618.07	41,924.83
0000321066	*MOBILITY OPERATOR	27,414.40	28,766.40	1,352.00	28,316.79	2,125.54	0.00	30,442.33
0000316120	*TRACK MAINTAINER	43,118.40	43,118.40	0.00	45,298.49	6,918.71	0.00	52,217.20
0000326005	FOREMAN COMMUNICATION	51,001.60	51,001.60	0.00	51,001.60	3,359.24	0.00	54,360.84
0000306223	*BUS OPERATOR	40,643.20	40,643.20	0.00	42,352.83	3,476.30	0.00	45,829.13
0000327475	*BUS OPERATOR	28,454.40	28,454.40	0.00	18,996.17	1,481.85	0.00	20,478.02
0000322129	*BUS OPERATOR	28,454.40	28,454.40	0.00	20,633.18	1,336.16	0.00	21,969.34
0000305700	SR ADJUSTER LIABILITY LITIG	61,963.72	61,963.72	0.00	61,964.26	0.00	4,512.25	66,476.51
0000302624	MGR FINANCIAL PLAN ANALYSIS	80,485.08	94,511.30	14,026.22	82,643.16	0.00	0.00	82,643.16
0000320552	CJIT-CALL TAKER	30,888.00	30,888.00	0.00	31,453.64	5,800.45	3,564.00	40,818.09
0000322048	DISPATCHER RADIO COMMUNICATION	48,588.80	48,588.80	0.00	48,588.80	2,993.59	934.40	52,516.79
0000319483	*INSPECTOR	40,206.40	41,267.20	1,060.80	42,684.44	14,259.59	225.00	57,169.03
0000319411	MAINTENANCE PLANNER BUS (DATE LAST EMPLOYED 20-JUL-12)	52,686.40	52,686.40	0.00	52,686.40	6,940.42	708.99	60,335.81
0000303222	*RAIL STATION CLEANER	28,412.80	28,412.80	0.00	31,778.77	12,565.50	0.00	44,344.27
0000304617	SUPT CONTROL CENTER	68,640.00	68,640.00	0.00	68,112.00	0.00	9,504.00	77,616.00
0000326634	*MOBILITY OPERATOR	23,358.40	23,358.40	0.00	20,424.26	1,975.17	0.00	22,399.43
0000303894	CONTRACT INSTRUCTOR	0.00	0.00	0.00	39,272.54	0.00	0.00	39,272.54

MARTOC REPORT

EE NUMBER	TITLE	FY 11 BASE SALARY	FY 12 BASE SALARY	DIFFERENCE +/-	REGULAR EARNINGS	OVERTIME EARNINGS	OTHER EARNINGS	TOTAL EARNINGS
0000316106	*BUS OPERATOR	40,643.20	40,643.20	0.00	38,460.51	4,355.61	0.00	42,816.12
0000317405	TRANSIT POLICE OFFICER SR	48,713.60	50,668.80	1,955.20	42,562.14	8,779.87	3,091.76	54,433.77
0000321909	*AA INSPECTOR	43,118.40	43,804.80	686.40	45,925.33	10,477.37	225.00	56,627.70
0000302697	*BUS OPERATOR	40,643.20	40,643.20	0.00	43,762.76	27,276.10	0.00	71,038.86
0000320229	MGR ENTERPRISE NETWORK OPS	97,500.00	97,500.00	0.00	96,375.00	0.00	0.00	96,375.00
0000303521	DIR ENTERPRISE TECHNOLOGY (DATE LAST EMPLOYED 01-JUL-12)	110,727.24	110,727.24	0.00	111,375.59	0.00	6,104.20	117,479.79
0000303726	TRANSIT POLICE OFFICER SR	54,787.20	54,787.20	0.00	50,823.03	19,800.49	4,135.38	74,758.90
0000303461	*BUS OPERATOR	40,643.20	40,643.20	0.00	42,735.74	14,035.24	0.00	56,770.98
0000304382	SUPV BUS MAINTENANCE	53,248.00	53,248.00	0.00	53,248.00	15,539.20	5,120.00	73,907.20
0000304945	*SERVICEPERSON IV	34,008.00	34,008.00	0.00	35,792.05	10,110.56	0.00	45,902.61
0000302837	*BUS OPERATOR	40,643.20	40,643.20	0.00	40,859.41	2,771.88	0.00	43,631.29
0000303052	*BUS OPERATOR	40,643.20	40,643.20	0.00	42,450.00	5,536.37	169.61	48,155.98
0000305946	SUPV RECORDS CENTER MAIL SVCS	63,974.04	63,974.04	0.00	63,974.17	0.00	2,460.54	66,434.71
0000324644	*MOBILITY OPERATOR	24,564.80	26,083.20	1,518.40	26,311.47	839.48	0.00	27,150.95
0000319537	MGR POWER	69,370.08	80,739.36	11,369.28	79,307.39	0.00	9,316.08	88,623.47
0000320975	TRANSIT POLICE OFFICER SR	48,713.60	50,668.80	1,955.20	50,753.94	17,163.56	974.40	68,891.90
0000303789	SCHEDULE DISTRIBUTION CLERK	27,241.50	27,241.50	0.00	27,346.54	618.18	942.98	28,907.70
0000304975	INSTRUCTOR BUS TECHNICAL	57,512.00	57,512.00	0.00	57,512.00	0.00	3,428.60	60,940.60
0000326987	IT PROJECT MANAGER	74,485.06	74,485.06	0.00	71,334.17	0.00	0.00	71,334.17
0000322497	TRANSIT POLICE OFFICER SR	43,305.60	45,032.00	1,726.40	44,936.37	22,834.27	866.00	68,636.64
0000305114	*BUS OPERATOR	40,643.20	40,643.20	0.00	41,742.79	4,096.98	0.00	45,839.77
0000317963	*BUS OPERATOR	40,643.20	40,643.20	0.00	44,662.32	3,933.07	0.00	48,595.39
0000303860	*STATION AGENT	37,169.60	37,169.60	0.00	40,171.86	35,154.87	0.00	75,326.73
0000320653	*BUS OPERATOR	40,643.20	40,643.20	0.00	43,346.17	6,652.99	0.00	49,999.16
0000306329	*INSPECTOR	43,118.40	43,118.40	0.00	38,058.62	3.74	225.00	38,287.36
0000303772	SUPV RAIL YARD TOWER	53,435.20	53,435.20	0.00	48,913.76	9,113.53	0.00	58,027.29
0000305161	*MOBILITY OPERATOR	30,409.60	30,409.60	0.00	32,272.38	13,711.84	0.00	45,984.22
0000302891	*JOURNEYMAN ET-LABORATORY	43,804.80	43,804.80	0.00	44,164.47	8,505.64	856.80	53,526.91
0000305142	*MATERIAL CONTROLLER	42,369.60	42,369.60	0.00	42,818.03	993.05	0.00	43,811.08
0000322241	*BUS OPERATOR	37,606.40	40,643.20	3,036.80	40,546.60	4,505.34	0.00	45,051.94
0000304085	*BUS OPERATOR	40,643.20	40,643.20	0.00	39,644.53	926.58	0.00	40,571.11
0000305990	*JOURNEYMAN OVERHAULER	43,804.80	43,804.80	0.00	43,534.66	3,617.08	225.00	47,376.74
0000322036	*BUS OPERATOR	37,606.40	40,643.20	3,036.80	40,883.13	9,011.93	0.00	49,895.06
0000315315	*MOBILITY OPERATOR	30,409.60	30,409.60	0.00	33,018.69	19,824.90	0.00	52,843.59

MARTOC REPORT

EE NUMBER	TITLE	FY 11	FY 12	DIFFERENCE	REGULAR	OVERTIME	OTHER	TOTAL
		BASE SALARY	BASE SALARY	+/-	EARNINGS	EARNINGS	EARNINGS	EARNINGS
0000302845	MOBILITY SYSTEM DATA SPECIALIST	33,052.50	33,052.50	0.00	31,326.18	902.64	1,317.88	33,546.70
0000306355	SUPV RAIL YARD TOWER	52,104.00	52,104.00	0.00	52,104.00	10,908.05	1,503.00	64,515.05
0000302407	TRANSIT POLICE OFFICER SR	54,787.20	54,787.20	0.00	57,671.43	28,200.39	2,317.92	88,189.74
0000302899	*JOURNEYMAN SUPPORT EQUIPMENT	43,804.80	43,804.80	0.00	45,644.90	2,669.37	225.00	48,539.27
0000303384	*JOURNEYMAN ET-TRAIN CONTROL	43,804.80	43,804.80	0.00	51,773.36	10,503.69	225.00	62,502.05
0000304952	*BUS OPERATOR	40,643.20	40,643.20	0.00	41,888.75	13,715.39	0.00	55,604.14
0000316729	CONTRACT PROFESSIONAL	0.00	0.00	0.00	78,000.00	0.00	0.00	78,000.00
0000314934	PROJECT MANAGER II	94,052.92	94,052.92	0.00	94,054.96	0.00	0.00	94,054.96
0000305183	DISPATCHER MOBILITY (DATE LAST EMPLOYED 16-JUN-12)	39,811.20	39,811.20	0.00	36,748.80	95.70	2,899.71	39,744.21
0000304925	SUPT RAIL CAR MAINT	81,793.66	74,357.92	-7,435.74	78,092.02	0.00	6,291.84	84,383.86
0000303557	*SERVICEPERSON IV	34,008.00	34,008.00	0.00	20,393.49	12,372.96	0.00	32,766.45
0000321020	*RAIL STATION CLEANER	28,412.80	28,412.80	0.00	31,102.34	10,163.04	0.00	41,265.38
0000305049	*BUS OPERATOR	40,643.20	40,643.20	0.00	45,294.53	13,805.34	0.00	59,099.87
0000322971	*JOURNEYMAN ELEC POWER ELECT	43,804.80	43,804.80	0.00	38,325.84	14,204.54	225.00	52,755.38
0000303840	SR INFORMATION SYSTEMS ANALYST	84,704.10	84,704.10	0.00	84,704.37	0.00	16,289.25	100,993.62
0000303483	SUPV BUS MAINTENANCE	56,555.20	56,555.20	0.00	56,283.30	6,933.45	2,175.20	65,391.95
0000322965	CHF BUSINESS SUPPORT SVCS	195,000.00	195,000.00	0.00	179,970.00	0.00	0.00	179,970.00
0000305881	SUPV RAIL YARD TOWER	53,248.00	53,248.00	0.00	53,043.20	10,931.20	0.00	63,974.40
0000327038	*JOURNEYMAN ET-RAIL CAR MAINT	41,080.00	41,080.00	0.00	36,892.82	1,481.26	225.00	38,599.08
0000322206	*INSPECTOR	43,118.40	43,118.40	0.00	43,878.46	3,599.34	0.00	47,477.80
0000304515	CHF DOC CONTROL CONFIG MGMT	64,915.50	64,915.50	0.00	64,915.76	0.00	5,784.14	70,699.90
0000322747	*HOSTLER JUNIOR APPRENTICE	32,281.60	34,008.00	1,726.40	34,075.61	3,210.53	0.00	37,286.14
0000314808	FOREMAN POWER	52,686.40	52,686.40	0.00	52,686.50	5,674.00	1,215.84	59,576.34
0000316182	*BUS OPERATOR	40,643.20	40,643.20	0.00	43,325.19	4,250.51	0.00	47,575.70
0000325845	SUPT RAIL LINE	64,000.04	64,000.04	0.00	63,015.47	0.00	0.00	63,015.47
0000304946	FARE COLLECTION ASST	23,946.00	28,879.50	4,933.50	27,936.38	3,297.98	463.27	31,697.63
0000320967	*SERVICEPERSON I	31,824.00	31,824.00	0.00	33,082.71	361.47	0.00	33,444.18
0000306291	DIR ACCOUNTING	108,516.98	108,516.98	0.00	108,517.31	0.00	11,547.33	120,064.64
0000305630	*JOURNEYMAN AUTOMOTIVE TECH	43,804.80	43,804.80	0.00	20,209.69	1,468.94	225.00	21,903.63
0000304448	*JOURNEYMAN ET-LABORATORY	43,804.80	43,804.80	0.00	45,634.60	9,603.38	225.00	55,462.98
0000302227	*INSPECTOR	43,118.40	43,118.40	0.00	46,396.95	10,087.42	225.00	56,709.37
0000304326	*JOURNEYMAN RAIL CAR MECHANIC	43,804.80	43,804.80	0.00	45,598.45	7,747.46	225.00	53,570.91
0000316605	*RAIL OPERATOR	40,643.20	40,643.20	0.00	43,777.59	5,777.23	0.00	49,554.82
0000305923	*BUS OPERATOR	40,643.20	40,643.20	0.00	40,602.11	785.02	0.00	41,387.13
0000317577	*JOURNEYMAN ELEC POWER ELECT	39,603.20	39,603.20	0.00	21,182.00	0.00	0.00	21,182.00

MARTOC REPORT

EE NUMBER	TITLE	FY 11	FY 12	DIFFERENCE	REGULAR	OVERTIME	OTHER	TOTAL
		BASE SALARY	BASE SALARY	+/-	EARNINGS	EARNINGS	EARNINGS	EARNINGS
0000302562	GEN SUPT BUS TRANS OPERATIONS	75,810.54	75,810.54	0.00	75,810.81	0.00	2,915.80	78,726.61
0000318950	*BUS OPERATOR	37,606.40	40,643.20	3,036.80	37,364.96	1,906.96	0.00	39,271.92
0000320054	INFORMATION SYS ANALYST III	68,041.22	72,450.30	4,409.08	68,380.67	0.00	2,093.58	70,474.25
0000305781	CJIT GCIC NCIC OPERATOR	37,772.80	37,772.80	0.00	38,568.95	3,608.22	0.00	42,177.17
0000317767	RAIL SERVICES CONTROLLER	58,156.80	58,156.80	0.00	54,801.60	2,796.00	7,493.28	65,090.88
0000302528	*BUS OPERATOR	40,643.20	40,643.20	0.00	41,845.05	3,794.98	0.00	45,640.03
0000305730	CONTRACT SERVICES INSPECTOR	32,635.20	32,635.20	0.00	32,635.20	0.00	1,589.87	34,225.07
0000302934	*BUS OPERATOR	40,643.20	40,643.20	0.00	43,011.59	10,760.41	0.00	53,772.00
0000303696	PLANNER BLDGS & SUPPORT EQUIP	54,995.20	54,995.20	0.00	54,995.20	171.86	3,172.80	58,339.86
0000315119	*BUS OPERATOR	40,643.20	40,643.20	0.00	40,482.97	605.10	0.00	41,088.07
0000306262	TRANS RESEARCH SPECIALIST III	51,667.72	59,618.00	7,950.28	59,312.27	0.00	2,141.36	61,453.63
0000302266	*RAIL STATION CLEANER (DATE LAST EMPLOYED 13-MAR-12)	28,412.80	28,412.80	0.00	22,285.08	20.49	0.00	22,305.57
0000302039	TRANSIT POLICE SERGEANT	65,936.00	65,936.00	0.00	67,140.60	22,515.02	5,468.25	95,123.87
0000314809	*BUS OPERATOR	40,643.20	40,643.20	0.00	41,889.08	2,090.82	0.00	43,979.90
0000318746	*STRUCTURAL INSPECTOR	43,118.40	43,118.40	0.00	43,906.04	5,744.89	0.00	49,650.93
0000304959	SUPV BUS TRANSPORTATION	51,168.00	51,168.00	0.00	51,168.00	16,276.35	3,148.80	70,593.15
0000302793	FARE COLLECTION ASST	34,515.00	34,515.00	0.00	35,408.86	4,546.84	2,637.30	42,593.00
0000322376	*BUS OPERATOR (DATE LAST EMPLOYED 31-JUL-12)	37,606.40	40,643.20	3,036.80	39,432.52	3,522.76	0.00	42,955.28
0000316108	*RAIL OPERATOR	40,643.20	40,643.20	0.00	42,445.10	4,240.16	0.00	46,685.26
0000324637	DISPATCHER MOBILITY	38,126.40	38,126.40	0.00	37,645.26	2,126.35	0.00	39,771.61
0000302491	*BUS OPERATOR	40,643.20	40,643.20	0.00	41,652.45	9,241.73	0.00	50,894.18
0000302412	CONTRACT SPECIALIST II	54,096.38	62,750.22	8,653.84	61,419.18	0.00	8,473.23	69,892.41
0000319967	*SERVICEPERSON I	31,824.00	31,824.00	0.00	36,332.74	2,736.81	0.00	39,069.55
0000326547	SR DATABASE ADMINISTRATOR	91,500.24	91,500.24	0.00	91,500.33	0.00	0.00	91,500.33
0000303279	*BUS OPERATOR	40,643.20	40,643.20	0.00	43,618.41	6,240.39	0.00	49,858.80
0000306315	SUPV BUS & RAIL STORES	57,574.40	57,574.40	0.00	57,574.40	996.48	5,536.00	64,106.88
0000320700	SUPV RAIL LINE	38,005.50	48,048.00	10,042.50	42,504.01	5,798.17	0.00	48,302.18
0000323664	*BUS OPERATOR	34,548.80	37,606.40	3,057.60	37,168.21	11,486.68	0.00	48,654.89
0000319992	MOBILITY CUSTOMER CARE REP	36,523.50	36,523.50	0.00	35,826.07	5,385.98	1,826.19	43,038.24
0000320712	*SERVICEPERSON I (A)	32,281.60	32,281.60	0.00	27,199.61	8,747.46	0.00	35,947.07
0000320621	MOBILITY CUSTOMER CARE REP	36,348.00	36,348.00	0.00	36,091.70	1,824.39	0.00	37,916.09
0000308505	CONTRACT PROFESSIONAL	107,250.00	107,250.00	0.00	97,707.50	8,800.00	0.00	106,507.50
0000325416	*JOURNEYMAN ET-RADIO MAINT	41,392.00	42,390.40	998.40	43,466.08	6,641.63	225.00	50,332.71
0000305828	*BUS OPERATOR	40,643.20	40,643.20	0.00	43,106.20	2,450.77	0.00	45,556.97

MARTOC REPORT

EE NUMBER	TITLE	FY 11	FY 12	DIFFERENCE	REGULAR	OVERTIME	OTHER	TOTAL
		BASE SALARY	BASE SALARY	+/-	EARNINGS	EARNINGS	EARNINGS	EARNINGS
0000326902	TECHNICAL WRITER (DATE LAST EMPLOYED 15-JUN-12)	62,389.34	62,389.34	0.00	62,420.83	0.00	1,840.01	64,260.84
0000306345	SUPV BUS TRANSPORTATION	50,731.20	50,731.20	0.00	50,308.53	6,073.11	2,634.12	59,015.76
0000315757	CONTRACT EMP ADMIN SUPPORT	0.00	0.00	0.00	27,280.00	2,220.40	0.00	29,500.40
0000323116	*MOBILITY OPERATOR	24,564.80	26,083.20	1,518.40	26,426.95	8,444.12	0.00	34,871.07
0000302687	PROTECTIVE SPEC POLICE CADET	29,889.60	29,889.60	0.00	30,004.56	11,790.66	3,354.25	45,149.47
0000326566	CONTRACT PROFESSIONAL	0.00	0.00	0.00	58,860.17	3,984.74	0.00	62,844.91
0000321767	*RAIL OPERATOR (DATE LAST EMPLOYED 03-MAY-12)	37,606.40	40,643.20	3,036.80	37,209.89	5,563.66	0.00	42,773.55
0000321678	INFORMATION SYS ANALYST III	73,760.18	73,760.18	0.00	70,923.56	0.00	0.00	70,923.56
0000306440	*BUS OPERATOR	40,643.20	40,643.20	0.00	41,766.04	809.39	0.00	42,575.43
0000321540	*BUS OPERATOR	37,606.40	40,643.20	3,036.80	41,338.84	1,111.31	0.00	42,450.15
0000316582	*MOBILITY OPERATOR	30,409.60	30,409.60	0.00	30,940.12	1,140.46	0.00	32,080.58
0000302502	*RAIL STATION CLEANER	28,412.80	28,412.80	0.00	29,227.76	4,092.88	0.00	33,320.64
0000302232	GRAPHIC ARTIST	36,913.50	47,032.70	10,119.20	36,913.78	0.00	3,015.00	39,928.78
0000322331	*JOURNEYMAN AUTOMOTIVE TECH	43,804.80	43,804.80	0.00	45,855.50	6,049.51	225.00	52,130.01
0000326873	*BUS OPERATOR	28,454.40	28,454.40	0.00	25,936.73	1,424.41	0.00	27,361.14
0000321302	*RAIL OPERATOR	40,643.20	40,643.20	0.00	45,207.80	7,550.09	0.00	52,757.89
0000302027	SUPV FIELD RESEARCH	0.00	0.00	0.00	21,351.26	488.29	0.00	21,839.55
0000302919	*SERVICEPERSON IV	30,680.00	34,008.00	3,328.00	34,849.40	17,470.06	0.00	52,319.46
0000305253	*INSPECTOR	43,118.40	43,118.40	0.00	44,355.23	11,261.85	225.00	55,842.08
0000321912	*INSPECTOR	43,118.40	43,118.40	0.00	47,149.34	17,234.60	225.00	64,608.94
0000315103	MGR TECH SYSTEMS SUPPORT	97,500.00	97,500.00	0.00	97,500.00	0.00	7,500.00	105,000.00
0000325358	RAIL SERVICES CONTROLLER	52,520.00	57,720.00	5,200.00	54,620.31	1,801.86	0.00	56,422.17
0000306467	MGR LABOR RELATIONS	92,272.44	83,045.56	-9,226.88	92,094.60	0.00	5,898.34	97,992.94
0000304297	SUPV CUSTOMER SERVICES CENTER	56,514.90	56,514.90	0.00	56,515.19	0.00	0.00	56,515.19
0000306458	*INSPECTOR	43,118.40	43,118.40	0.00	45,274.20	3,645.95	225.00	49,145.15
0000322102	*BUS OPERATOR	31,491.20	31,491.20	0.00	28,286.93	2,056.29	0.00	30,343.22
0000321479	*RAIL OPERATOR	37,606.40	40,643.20	3,036.80	40,116.50	5,693.57	0.00	45,810.07
0000325365	*BUS OPERATOR	28,454.40	28,454.40	0.00	28,563.58	4,822.41	0.00	33,385.99
0000304976	MOBILITY CUSTOMER CARE REP	36,348.00	36,348.00	0.00	36,373.73	7,451.34	789.97	44,615.04
0000314972	TRANSIT POLICE OFFICER SR	54,787.20	54,787.20	0.00	55,827.63	25,069.21	6,321.60	87,218.44
0000322928	*BUS OPERATOR	37,606.40	40,643.20	3,036.80	40,726.98	2,275.96	0.00	43,002.94
0000320607	*JOURNEYMAN ET-TRAIN CONTROL	43,804.80	43,804.80	0.00	47,631.49	11,980.60	225.00	59,837.09
0000302167	*BUS OPERATOR	40,643.20	40,643.20	0.00	45,098.83	13,384.58	0.00	58,483.41
0000320978	TRANSIT POLICE OFFICER	43,305.60	45,032.00	1,726.40	39,421.48	17,197.21	5,517.90	62,136.59
0000302702	*REVENUE AGENT	41,308.80	41,308.80	0.00	42,108.54	7,484.82	0.00	49,593.36

MARTOC REPORT

EE NUMBER	TITLE	FY 11	FY 12	DIFFERENCE	REGULAR	OVERTIME	OTHER	TOTAL
		BASE SALARY	BASE SALARY	+/-	EARNINGS	EARNINGS	EARNINGS	EARNINGS
0000324540	STRUCTURAL ENGINEER VI	75,000.12	81,208.14	6,208.02	79,390.41	0.00	624.68	80,015.09
0000302288	*BUS OPERATOR	40,643.20	40,643.20	0.00	41,466.78	18,975.73	0.00	60,442.51
0000304239	*MOBILITY OPERATOR	30,409.60	30,409.60	0.00	28,651.56	1,387.19	0.00	30,038.75
0000304585	*STATION AGENT	37,169.60	37,169.60	0.00	38,107.80	3,591.90	0.00	41,699.70
0000305650	*RAIL OPERATOR	40,643.20	40,643.20	0.00	42,205.44	7,295.46	0.00	49,500.90
0000304310	*MATERIAL CONTROLLER	42,369.60	42,369.60	0.00	44,068.46	3,502.49	0.00	47,570.95
0000321634	*RAIL STATION CLEANER (DATE LAST EMPLOYED 20-APR-12)	28,412.80	28,412.80	0.00	25,652.26	6,490.22	0.00	32,142.48
0000303594	CONTRACT SPECIALIST II (DATE LAST EMPLOYED 01-NOV-11)	55,341.00	60,203.00	4,862.00	18,056.50	0.00	7,145.02	25,201.52
0000315625	FIELD INSPECTOR	57,500.04	57,500.04	0.00	57,500.28	12,723.91	3,096.17	73,320.36
0000305403	*AA INSPECTOR	43,804.80	43,804.80	0.00	50,045.83	20,280.96	225.00	70,551.79
0000303091	*BUS OPERATOR	40,643.20	40,643.20	0.00	47,919.27	3,409.63	0.00	51,328.90
0000320109	*JOURNEYMAN RAIL CAR MECHANIC	43,804.80	43,804.80	0.00	42,056.80	4,675.35	225.00	46,957.15
0000325833	TRANSIT POLICE OFFICER	38,500.80	40,040.00	1,539.20	40,273.59	16,318.63	0.00	56,592.22
0000302631	TRANSIT POLICE OFFICER SPECIAL	56,971.20	56,971.20	0.00	58,217.47	14,503.08	2,191.20	74,911.75
0000302453	SUPV RAIL YARD TOWER	52,099.22	52,099.22	0.00	52,099.37	3,719.81	4,909.36	60,728.54
0000322337	*BUS OPERATOR	37,606.40	40,643.20	3,036.80	40,217.92	1,197.52	0.00	41,415.44
0000321104	*SERVICEPERSON IV	34,008.00	34,008.00	0.00	19,292.03	3,096.31	0.00	22,388.34
0000315426	*MOBILITY OPERATOR	23,358.40	23,358.40	0.00	22,168.96	3,857.64	0.00	26,026.60
0000303955	*INSPECTOR	43,118.40	43,118.40	0.00	29,535.98	2,425.45	225.00	32,186.43
0000323018	*BUS OPERATOR	31,491.20	31,491.20	0.00	20,842.42	960.97	0.00	21,803.39
0000304394	*RAIL OPERATOR (DATE LAST EMPLOYED 07-JUN-12)	40,643.20	40,643.20	0.00	41,618.39	9,749.26	0.00	51,367.65
0000323506	*RAIL OPERATOR	34,548.80	37,606.40	3,057.60	39,325.36	8,040.95	0.00	47,366.31
0000304629	*RAIL OPERATOR	40,643.20	40,643.20	0.00	42,784.97	16,454.33	0.00	59,239.30
0000321614	*BUS OPERATOR	37,606.40	40,643.20	3,036.80	21,678.04	1,605.52	0.00	23,283.56
0000323735	*BUS OPERATOR	34,548.80	37,606.40	3,057.60	35,957.47	5,419.05	0.00	41,376.52
0000323513	*BUS OPERATOR	34,548.80	37,606.40	3,057.60	38,890.27	7,415.94	0.00	46,306.21
0000320484	*BUS OPERATOR	40,643.20	40,643.20	0.00	42,809.99	2,466.55	0.00	45,276.54
0000303061	*SERVICEPERSON V	34,008.00	43,118.40	9,110.40	40,255.13	3,957.49	0.00	44,212.62
0000305236	*SERVICEPERSON I	31,824.00	31,824.00	0.00	33,954.81	1,009.80	0.00	34,964.61
0000326724	*JOURNEYMAN ET-TRAIN CONTROL	39,603.20	41,080.00	1,476.80	40,364.42	2,334.66	0.00	42,699.08
0000303459	*BUS OPERATOR	40,643.20	40,643.20	0.00	45,035.88	4,876.15	0.00	49,912.03
0000305199	*AA INSPECTOR	43,804.80	43,804.80	0.00	44,028.55	119.12	225.00	44,372.67
0000327698	TRANSIT POLICE OFFICER	38,500.80	38,500.80	0.00	23,452.19	2,207.40	0.00	25,659.59
0000302270	SYSTEM SAFETY OFFICER	60,279.44	60,279.44	0.00	57,976.64	0.00	6,538.02	64,514.66

MARTOC REPORT

EE NUMBER	TITLE	FY 11	FY 12	DIFFERENCE	REGULAR	OVERTIME	OTHER	TOTAL
		BASE SALARY	BASE SALARY	+/-	EARNINGS	EARNINGS	EARNINGS	EARNINGS
0000302130	OFFICE ADMINISTRATOR II (DATE LAST EMPLOYED 20-OCT-11)	52,517.66	52,517.66	0.00	18,179.29	0.00	3,898.16	22,077.45
0000320588	*RAIL STATION CLEANER	31,824.00	28,412.80	-3,411.20	30,456.56	7,470.80	0.00	37,927.36
0000304317	PLANNER ELECTRICAL MAINTENANCE	52,873.60	52,873.60	0.00	53,077.00	3,749.52	1,626.88	58,453.40
0000323652	*MOBILITY OPERATOR	24,564.80	26,083.20	1,518.40	26,162.92	4,246.95	0.00	30,409.87
0000302009	SUPV RAIL CAR APPEARANCE	48,048.00	48,048.00	0.00	48,048.00	2,217.60	2,772.00	53,037.60
0000320760	*JOURNEYMAN RAIL CAR MECHANIC	43,804.80	43,804.80	0.00	42,039.51	747.56	225.00	43,012.07
0000321216	SUPV BUS MAINTENANCE	52,686.40	52,686.40	0.00	52,686.40	8,536.21	0.00	61,222.61
0000305185	*SERVICEPERSON I	31,824.00	31,824.00	0.00	33,656.46	9,570.23	0.00	43,226.69
0000306552	MOBILITY SYSTEM DATA SPECIALIST (DATE LAST EMPLOYED 31-MAY-12)	30,654.00	30,654.00	0.00	28,590.75	336.03	601.29	29,528.07
0000327574	TRANSIT POLICE OFFICER	40,040.00	40,040.00	0.00	26,118.24	1,467.92	0.00	27,586.16
0000305492	*MOBILITY OPERATOR	30,409.60	30,409.60	0.00	29,963.72	5,241.37	0.00	35,205.09
0000325420	CONTRACT PROFESSIONAL	0.00	0.00	0.00	55,703.70	0.00	0.00	55,703.70
0000320928	*SERVICEPERSON VII GROUNDSKEEPR	32,281.60	32,281.60	0.00	32,986.08	3,136.98	0.00	36,123.06
0000304126	SUPV BUS MAINTENANCE	56,243.20	56,243.20	0.00	55,810.56	15,635.88	0.00	71,446.44
0000323427	*BUS OPERATOR	34,548.80	37,606.40	3,057.60	33,073.53	3,605.55	0.00	36,679.08
0000303413	*RAIL STATION CLEANER	28,412.80	28,412.80	0.00	30,839.64	8,687.76	0.00	39,527.40
0000306443	*BUS OPERATOR	40,643.20	40,643.20	0.00	45,770.07	9,214.03	0.00	54,984.10
0000305589	*BUS OPERATOR	40,643.20	40,643.20	0.00	37,783.29	4,878.24	158.67	42,820.20
0000305715	SUPV RAIL LINE	48,055.49	48,055.49	0.00	47,310.71	12,476.13	6,289.97	66,076.81
0000302219	PERFORMANCE ANALYST	62,700.30	62,700.30	0.00	62,700.60	0.00	0.00	62,700.60
0000304442	*INSPECTOR	43,118.40	43,118.40	0.00	44,317.74	11,785.18	225.00	56,327.92
0000304379	*BUS OPERATOR	40,643.20	40,643.20	0.00	34,356.84	7,783.42	0.00	42,140.26
0000320829	*RAIL STATION CLEANER	28,412.80	28,412.80	0.00	28,845.28	1,014.26	0.00	29,859.54
0000322430	*BUS OPERATOR	28,454.40	31,491.20	3,036.80	28,663.52	1,565.05	0.00	30,228.57
0000302538	*MATERIAL CONTROLLER LEAD	43,659.20	43,659.20	0.00	28,063.01	0.00	0.00	28,063.01
0000308787	*JOURNEYMAN ET-RAIL CAR MAINT	43,804.80	43,804.80	0.00	45,097.35	9,058.50	225.00	54,380.85
0000302549	OFFICE ADMINISTRATOR II	54,664.74	54,664.74	0.00	54,665.04	0.00	5,466.49	60,131.53
0000302452	SUPV RAIL LINE	43,555.20	48,048.00	4,492.80	47,529.60	4,106.25	4,111.80	55,747.65
0000321812	*INFORMATION SYSTEMS REC CLERK	34,819.20	31,699.20	-3,120.00	27,870.10	1,139.47	0.00	29,009.57
0000316806	CONTRACT PROFESSIONAL	0.00	0.00	0.00	113,625.60	0.00	0.00	113,625.60
0000322721	*RAIL STATION CLEANER	28,412.80	28,412.80	0.00	30,689.38	9,476.63	0.00	40,166.01
0000303722	PLANNER TRACK & STRUCTURES	52,104.00	52,104.00	0.00	52,104.00	5,417.08	0.00	57,521.08
0000321546	DISPATCHER-RAIL TRANSPORTATION	37,606.40	48,048.00	10,441.60	45,530.81	21,290.99	1,848.00	68,669.80
0000320657	*BUS OPERATOR	40,643.20	40,643.20	0.00	32,750.78	2,098.20	0.00	34,848.98
0000314810	*JOURNEYMAN ELEC POWER ELECT	43,804.80	43,804.80	0.00	45,525.19	15,103.91	225.00	60,854.10

MARTOC REPORT

EE NUMBER	TITLE	FY 11 BASE SALARY	FY 12 BASE SALARY	DIFFERENCE +/-	REGULAR EARNINGS	OVERTIME EARNINGS	OTHER EARNINGS	TOTAL EARNINGS
0000306069	*JOURNEYMAN ET-RAIL CAR MAINT	43,804.80	43,804.80	0.00	44,145.40	10,614.26	225.00	54,984.66
0000302177	*BUS OPERATOR	40,643.20	40,643.20	0.00	41,418.99	7,594.89	0.00	49,013.88
0000328052	CONTRACT SPECIALIST III (DATE LAST EMPLOYED 25-JUN-12)	67,998.06	67,998.06	0.00	23,538.16	0.00	0.00	23,538.16
0000305154	TRANSIT POLICE OFFICER SR	54,787.20	54,787.20	0.00	54,997.92	2,370.60	0.00	57,368.52
0000327031	*JOURNEYMAN TRACK MECHANIC	41,080.00	41,080.00	0.00	36,491.73	2,785.98	0.00	39,277.71
0000321968	PROJECT MANAGER II	88,500.10	88,500.10	0.00	88,501.89	0.00	0.00	88,501.89
0000315235	*JOURNEYMAN ET-TELEPHONE MAINT	43,804.80	43,804.80	0.00	46,745.31	8,963.74	225.00	55,934.05
0000304073	*AA INSPECTOR	43,804.80	43,804.80	0.00	50,550.44	19,064.64	225.00	69,840.08
0000323255	*BUS OPERATOR	34,548.80	37,606.40	3,057.60	28,359.08	2,352.91	0.00	30,711.99
0000304882	*SERVICEPERSON I (A)	32,281.60	32,281.60	0.00	31,602.96	1,204.74	0.00	32,807.70
0000325680	*JOURNEYMAN ET-TRAIN CONTROL	41,080.00	42,390.40	1,310.40	43,468.83	25,941.00	225.00	69,634.83
0000302725	*BUS OPERATOR	40,643.20	40,643.20	0.00	41,000.78	2,277.81	0.00	43,278.59
0000306622	RESIDENT ENGINEER	87,993.88	87,993.88	0.00	87,994.68	0.00	6,407.77	94,402.45
0000303202	*SERVICEPERSON IV	32,281.60	34,008.00	1,726.40	33,717.36	4,837.66	130.80	38,685.82
0000323695	*BUS OPERATOR	34,548.80	37,606.40	3,057.60	37,570.22	6,077.07	0.00	43,647.29
0000326869	*MOBILITY OPERATOR	23,358.40	23,358.40	0.00	21,071.28	3,065.88	179.68	24,316.84
0000302043	*JOURNEYMAN SUPPORT EQUIPMENT	43,804.80	43,804.80	0.00	44,065.42	1,445.25	225.00	45,735.67
0000303915	*BUS OPERATOR	40,643.20	40,643.20	0.00	35,450.47	863.01	0.00	36,313.48
0000304108	*BUS OPERATOR	40,643.20	40,643.20	0.00	37,685.66	17,263.99	0.00	54,949.65
0000302761	*SERVICEPERSON I	31,824.00	31,824.00	0.00	32,875.89	2,415.50	0.00	35,291.39
0000316269	*BUS OPERATOR	40,643.20	40,643.20	0.00	28,441.63	9,958.12	0.00	38,399.75
0000302093	(DATE LAST EMPLOYED 23-JAN-12) *JOURNEYMAN RAIL CAR MECHANIC	43,804.80	43,804.80	0.00	27,024.59	797.66	225.00	28,047.25
0000320865	(DATE LAST EMPLOYED 01-JAN-12) *STATION AGENT	37,169.60	37,169.60	0.00	41,055.50	29,545.93	0.00	70,601.43
0000302319	*BUS OPERATOR	40,643.20	40,643.20	0.00	43,500.84	12,904.30	0.00	56,405.14
0000315017	*BUS OPERATOR	40,643.20	40,643.20	0.00	41,498.33	3,467.34	0.00	44,965.67
0000304920	*BUS OPERATOR	40,643.20	40,643.20	0.00	43,887.58	10,474.83	0.00	54,362.41
0000320596	BREEZE CARD FULFILLMENT AGENT	28,216.50	28,216.50	0.00	28,325.29	1,996.89	0.00	30,322.18
0000303335	*BUS OPERATOR	40,643.20	40,643.20	0.00	28,348.65	6,597.75	0.00	34,946.40
0000304086	(DATE LAST EMPLOYED 01-FEB-12) *TRACK MAINTAINER	43,118.40	43,118.40	0.00	44,557.35	5,472.79	0.00	50,030.14
0000305563	INSTRUCTOR ELECTRICAL POWER	43,804.80	50,003.20	6,198.40	44,283.60	0.00	1,923.20	46,206.80
0000318201	*BUS OPERATOR	40,643.20	40,643.20	0.00	45,959.08	5,606.08	159.84	51,725.00
0000315150	*MOBILITY OPERATOR	30,409.60	30,409.60	0.00	34,887.59	19,940.03	0.00	54,827.62
0000305965	TRANSIT POLICE OFFICER SPECIAL	56,971.20	56,971.20	0.00	58,012.03	22,001.21	0.00	80,013.24
0000320312	TRANSIT POLICE OFFICER SR	45,032.00	46,841.60	1,809.60	43,712.98	6,705.33	8,298.62	58,716.93

MARTOC REPORT

EE NUMBER	TITLE	FY 11 BASE SALARY	FY 12 BASE SALARY	DIFFERENCE +/-	REGULAR EARNINGS	OVERTIME EARNINGS	OTHER EARNINGS	TOTAL EARNINGS
0000302160	(DATE LAST EMPLOYED 18-MAY-12) PROGRAM MANAGER CARS	73,634.60	92,259.96	18,625.36	82,379.45	0.00	8,092.91	90,472.36
0000319497	*SERVICEPERSON I	31,824.00	31,824.00	0.00	32,111.19	2,117.19	0.00	34,228.38
0000302323	TRANSIT POLICE LIEUTENANT	68,972.80	71,739.20	2,766.40	65,869.61	17,573.21	5,570.88	89,013.70
0000304340	*BUS OPERATOR	40,643.20	40,643.20	0.00	38,669.14	1,102.19	0.00	39,771.33
0000304271	*TRACK MAINTAINER	43,118.40	43,118.40	0.00	44,199.81	2,697.51	0.00	46,897.32
0000303397	*INSPECTOR	43,118.40	43,118.40	0.00	49,360.29	21,740.91	225.00	71,326.20
0000322234	*JOURNEYMAN AUTOMOTIVE TECH	43,804.80	43,804.80	0.00	46,023.99	24,679.85	225.00	70,928.84
0000303385	SR INFORMATION TECH AUDITOR	75,489.18	75,489.18	0.00	75,489.55	0.00	10,162.04	85,651.59
0000306346	*BUS OPERATOR	40,643.20	40,643.20	0.00	44,237.69	25,741.66	0.00	69,979.35
0000302138	*BUS OPERATOR	40,643.20	40,643.20	0.00	46,041.26	16,250.45	0.00	62,291.71
0000302350	DISPATCHER-RAIL TRANSPORTATION	48,048.00	48,048.00	0.00	48,232.80	10,325.70	1,848.00	60,406.50
0000302728	*JOURNEYMAN RAIL CAR MECHANIC	43,804.80	43,804.80	0.00	46,938.94	4,809.60	225.00	51,973.54
0000302930	*JOURNEYMAN ET-RADIO MAINT	43,804.80	43,804.80	0.00	47,990.44	6,728.72	225.00	54,944.16
0000304598	*MOBILITY OPERATOR	30,409.60	30,409.60	0.00	30,409.60	65.82	0.00	30,475.42
0000305125	*RAIL OPERATOR	40,643.20	40,643.20	0.00	41,208.56	800.56	0.00	42,009.12
0000302926	(DATE LAST EMPLOYED 01-JUL-12) *SERVICEPERSON I	31,824.00	31,824.00	0.00	32,704.94	5.74	0.00	32,710.68
0000327522	CUSTOMER CARE REP	36,523.50	36,523.50	0.00	20,796.78	0.00	0.00	20,796.78
0000305596	SUPV BUS MAINTENANCE	52,104.00	52,104.00	0.00	51,552.90	9,218.40	0.00	60,771.30
0000319444	*BUS OPERATOR	40,643.20	40,643.20	0.00	42,375.77	2,480.76	179.19	45,035.72
0000305094	*BUS OPERATOR	40,643.20	40,643.20	0.00	40,793.35	10,647.30	0.00	51,440.65
0000305284	*JOURNEYMAN ET-RAIL CAR MAINT	43,804.80	43,804.80	0.00	45,005.24	3,459.14	225.00	48,689.38
0000304907	DIVISION DISPATCHER	48,588.80	48,588.80	0.00	48,588.80	6,879.52	2,336.00	57,804.32
0000303904	*BUS OPERATOR	40,643.20	40,643.20	0.00	40,029.08	949.64	0.00	40,978.72
0000303421	*BUS OPERATOR	40,643.20	40,643.20	0.00	42,510.98	6,700.32	0.00	49,211.30
0000313261	RAIL SERVICES CONTROLLER	57,720.00	57,720.00	0.00	57,720.00	7,131.76	2,220.00	67,071.76
0000303127	GEN SUPT BUS TRANS OPERATIONS	80,945.28	80,945.28	0.00	82,502.01	0.00	4,669.92	87,171.93
0000322053	*MOBILITY OPERATOR	24,564.80	26,083.20	1,518.40	23,713.15	992.11	94.48	24,799.74
0000305421	*BUS OPERATOR	40,643.20	40,643.20	0.00	29,129.87	5,309.10	0.00	34,438.97
0000323984	(DATE LAST EMPLOYED 01-JAN-12) TRANSIT POLICE OFFICER SPECIAL	50,668.80	52,686.40	2,017.60	52,473.79	26,017.04	0.00	78,490.83
0000321094	*RAIL STATION CLEANER	28,412.80	28,412.80	0.00	29,057.03	3,519.17	0.00	32,576.20
0000322432	*JOURNEYMAN BODY REPAIR	43,118.40	43,804.80	686.40	43,196.70	62.45	225.00	43,484.15
0000322811	*BUS OPERATOR	37,606.40	40,643.20	3,036.80	33,275.65	2,688.64	0.00	35,964.29
0000302337	*JOURNEYMAN AUTOMOTIVE TECH	43,804.80	43,804.80	0.00	50,713.02	9,642.90	225.00	60,580.92
0000316607	*BUS OPERATOR	40,643.20	40,643.20	0.00	42,792.76	1,954.50	0.00	44,747.26

MARTOC REPORT

EE NUMBER	TITLE	FY 11	FY 12	DIFFERENCE	REGULAR	OVERTIME	OTHER	TOTAL
		BASE SALARY	BASE SALARY	+/-	EARNINGS	EARNINGS	EARNINGS	EARNINGS
0000324784	*BUS OPERATOR	34,548.80	34,548.80	0.00	34,476.10	13,249.02	0.00	47,725.12
0000302651	*BUS OPERATOR	40,643.20	40,643.20	0.00	41,289.17	4,562.55	0.00	45,851.72
0000325082	*JOURNEYMAN ELEC POWER ELECT	41,392.00	42,390.40	998.40	47,202.75	22,222.99	450.00	69,875.74
0000315304	TRANSIT POLICE OFFICER SR	46,841.60	48,713.60	1,872.00	43,481.40	26,415.90	4,801.20	74,698.50
0000302344	*JOURNEYMAN OVERHAULER	43,804.80	43,804.80	0.00	47,325.46	3,340.65	225.00	50,891.11
0000303415	SCHEDULE ANALYST III	51,731.94	51,731.94	0.00	51,732.28	0.00	0.00	51,732.28
0000321915	*JOURNEYMAN SUPPORT EQUIPMENT (DATE LAST EMPLOYED 01-DEC-11)	43,804.80	43,804.80	0.00	21,813.83	947.70	225.00	22,986.53
0000305749	MGR EQUAL OPP CONFLICT RESOLUT	80,500.16	80,500.16	0.00	80,500.40	0.00	7,431.62	87,932.02
0000318078	COMPENSATION ANALYST III	63,254.10	63,254.10	0.00	63,011.13	0.00	243.29	63,254.42
0000327019	CONTRACT PROFESSIONAL	46,975.50	46,975.50	0.00	43,434.49	108.42	0.00	43,542.91
0000303754	INSTRUCTOR CAR MAINT ELECT	57,616.00	57,616.00	0.00	57,616.00	0.00	6,315.60	63,931.60
0000306607	*JOURNEYMAN ET-TRAIN CONTROL	43,804.80	43,804.80	0.00	51,562.76	6,562.85	225.00	58,350.61
0000302094	*BUS OPERATOR	40,643.20	40,643.20	0.00	42,001.32	17,376.39	0.00	59,377.71
0000321957	*JOURNEYMAN ELEC POWER ELECT	43,804.80	43,804.80	0.00	45,813.13	13,178.52	225.00	59,216.65
0000327215	CONTRACT PROFESSIONAL	30,069.00	30,069.00	0.00	24,864.75	0.00	0.00	24,864.75
0000319672	*JOURNEYMAN RAIL CAR MECHANIC	43,804.80	43,804.80	0.00	44,678.76	3,940.87	225.00	48,844.63
0000305850	*STATION AGENT	37,169.60	37,169.60	0.00	39,760.11	26,054.54	0.00	65,814.65
0000303188	*MOBILITY OPERATOR	30,409.60	30,409.60	0.00	17,843.92	3,607.53	0.00	21,451.45
0000302054	*MATERIAL CONTROLLER	42,369.60	42,369.60	0.00	43,131.65	3,697.20	0.00	46,828.85
0000302083	*BUS OPERATOR	40,643.20	40,643.20	0.00	40,737.91	2,138.91	0.00	42,876.82
0000315309	*SERVICEPERSON I	31,824.00	31,824.00	0.00	33,935.71	120.49	367.20	34,423.40
0000306493	*BUS OPERATOR	37,606.40	40,643.20	3,036.80	38,817.19	4,202.62	0.00	43,019.81
0000317903	OCCUPATIONAL MED SER WELL SPEC	41,600.26	41,600.26	0.00	40,640.69	0.00	2,880.06	43,520.75
0000317261	TRANSIT POLICE OFFICER SR	50,668.80	52,686.40	2,017.60	52,396.03	1,631.06	3,039.60	57,066.69
0000305558	*BUS OPERATOR	40,643.20	40,643.20	0.00	42,149.74	21,383.61	0.00	63,533.35
0000306146	MAINTENANCE PLANNER-RAIL	53,830.40	53,830.40	0.00	53,830.40	12,267.12	6,211.20	72,308.72
0000315249	*BUS OPERATOR	40,643.20	40,643.20	0.00	42,200.47	6,640.27	0.00	48,840.74
0000302418	DISPATCHER-RAIL TRANSPORTATION	48,048.00	48,048.00	0.00	47,124.00	14,887.95	3,911.54	65,923.49
0000304953	*STATION AGENT	37,169.60	37,169.60	0.00	39,193.55	14,059.43	0.00	53,252.98
0000314855	*BUS OPERATOR	40,643.20	40,643.20	0.00	40,987.01	44.57	0.00	41,031.58
0000323041	ACCOUNTING SPECIALIST II	32,019.00	36,972.00	4,953.00	34,126.19	1,248.06	2,009.51	37,383.76
0000318408	*JOURNEYMAN RAIL CAR MECHANIC (DATE LAST EMPLOYED 12-APR-12)	39,603.20	41,080.00	1,476.80	34,214.95	866.56	450.00	35,531.51
0000306576	DISPATCHER RADIO COMMUNICATION	51,230.40	51,230.40	0.00	51,230.40	17,142.50	4,433.40	72,806.30
0000305167	MGR FLEET MGMT SERVICES	75,514.14	75,514.14	0.00	75,514.40	0.00	2,904.39	78,418.79
0000304088	*MOBILITY OPERATOR	30,409.60	30,409.60	0.00	24,057.26	2,812.58	0.00	26,869.84

MARTOC REPORT

EE NUMBER	TITLE	FY 11	FY 12	DIFFERENCE	REGULAR	OVERTIME	OTHER	TOTAL
		BASE SALARY	BASE SALARY	+/-	EARNINGS	EARNINGS	EARNINGS	EARNINGS
0000302296	*JOURNEYMAN ET-TRAIN CONTROL (DATE LAST EMPLOYED 01-MAY-12)	43,804.80	43,804.80	0.00	41,832.83	3,759.23	225.00	45,817.06
0000302946	*BUS OPERATOR	40,643.20	40,643.20	0.00	44,112.30	5,062.52	0.00	49,174.82
0000321991	HR INFORMATION SYSTEMS SPEC II	38,551.50	38,551.50	0.00	37,143.13	0.00	395.40	37,538.53
0000305602	*BUS OPERATOR	40,643.20	40,643.20	0.00	43,862.03	14,094.80	0.00	57,956.83
0000302417	SUPV BUS & RAIL STORES	52,665.60	52,665.60	0.00	46,791.36	202.56	8,102.40	55,096.32
0000302394	CONTRACT EMP PT	0.00	0.00	0.00	177,945.60	252.00	0.00	178,197.60
0000305478	SCHEDULE ANALYST III	48,819.16	51,637.04	2,817.88	48,748.66	0.00	7,282.20	56,030.86
0000302089	CLEARINGHOUSE SPECIALIST	47,525.66	47,525.66	0.00	47,294.58	0.00	1,096.76	48,391.34
0000326288	*JOURNEYMAN RAIL CAR MECHANIC (DATE LAST EMPLOYED 08-FEB-12)	39,603.20	41,080.00	1,476.80	25,041.81	2,784.76	450.00	28,276.57
0000304339	CONTRACT PROFESSIONAL	0.00	0.00	0.00	86,220.00	180.00	0.00	86,400.00
0000324488	DIR BUS MAINTENANCE	112,000.20	112,000.20	0.00	112,000.21	0.00	0.00	112,000.21
0000315280	*BUS OPERATOR	40,643.20	40,643.20	0.00	40,729.73	4,031.88	0.00	44,761.61
0000305058	*BUS OPERATOR	40,643.20	40,643.20	0.00	40,774.49	7,614.99	0.00	48,389.48
0000302427	RECORDS CENTER SPECIALIST SR	46,312.50	46,312.50	0.00	46,455.26	0.00	2,137.50	48,592.76
0000305252	*BUS OPERATOR	40,643.20	40,643.20	0.00	41,311.59	696.88	0.00	42,008.47
0000305239	*BUS OPERATOR	40,643.20	40,643.20	0.00	41,630.49	6,425.86	0.00	48,056.35
0000302695	*BUS OPERATOR	40,643.20	40,643.20	0.00	41,526.89	6,037.80	0.00	47,564.69
0000320689	*BUS OPERATOR	40,643.20	40,643.20	0.00	36,203.42	2,313.21	0.00	38,516.63
0000303718	GEN FOREMAN ATC	52,686.40	62,839.40	10,153.00	57,763.25	7,067.07	3,234.85	68,065.17
0000320242	*BUS OPERATOR	40,643.20	40,643.20	0.00	42,083.48	3,779.77	0.00	45,863.25
0000321626	TRANSIT POLICE OFFICER SR	46,841.60	50,668.80	3,827.20	43,572.21	40,268.57	4,918.20	88,758.98
0000305546	TRANSIT POLICE SERGEANT	63,398.40	65,936.00	2,537.60	62,491.55	34,596.16	13,406.57	110,494.28
0000322564	*SERVICEPERSON I (A)	32,281.60	32,281.60	0.00	34,878.76	9,800.88	0.00	44,679.64
0000313656	PROGRAM ADMINISTRATOR JOC	80,208.44	80,208.44	0.00	80,210.79	0.00	3,084.94	83,295.73
0000303193	MOBILITY SYSTEM DATA SPECIALIST	34,983.00	34,983.00	0.00	35,350.77	1,614.73	0.00	36,965.50
0000302772	SUPV CREATIVE SERVICES	57,866.64	57,866.64	0.00	57,866.84	0.00	2,136.62	60,003.46
0000306162	*BUS OPERATOR	40,643.20	40,643.20	0.00	31,534.96	1,178.95	0.00	32,713.91
0000318006	*STATION AGENT	37,169.60	37,169.60	0.00	36,814.82	5,374.44	0.00	42,189.26
0000323712	*BUS OPERATOR	34,548.80	37,606.40	3,057.60	35,561.56	2,431.09	0.00	37,992.65
0000305948	*SR TRAFFIC CHECKER	32,427.20	32,427.20	0.00	33,331.46	6,302.42	0.00	39,633.88
0000304985	*BUS OPERATOR	40,643.20	40,643.20	0.00	45,316.85	17,257.84	0.00	62,574.69
0000323747	*BUS OPERATOR	34,548.80	37,606.40	3,057.60	30,075.99	2,792.72	0.00	32,868.71
0000318446	*RAIL STATION CLEANER	28,412.80	28,412.80	0.00	30,405.95	4,938.12	0.00	35,344.07
0000304243	*BUS OPERATOR	40,643.20	40,643.20	0.00	32,589.20	1,846.47	0.00	34,435.67

MARTOC REPORT

EE NUMBER	TITLE	FY 11	FY 12	DIFFERENCE	REGULAR	OVERTIME	OTHER	TOTAL
		BASE SALARY	BASE SALARY	+/-	EARNINGS	EARNINGS	EARNINGS	EARNINGS
0000315462	*BUS OPERATOR	34,548.80	37,606.40	3,057.60	37,947.24	9,601.25	0.00	47,548.49
0000315210	TRANSIT POLICE OFFICER SR	52,686.40	54,787.20	2,100.80	52,467.26	6,941.59	3,857.92	63,266.77
0000323659	*BUS OPERATOR	34,548.80	37,606.40	3,057.60	34,984.15	3,217.14	0.00	38,201.29
0000306294	TRANSIT POLICE OFFICER SR	54,787.20	54,787.20	0.00	55,314.00	13,269.45	0.00	68,583.45
0000303480	*MATERIAL CONTROLLER	42,369.60	42,369.60	0.00	41,449.54	0.00	0.00	41,449.54
0000303159	*BUS OPERATOR	40,643.20	40,643.20	0.00	41,712.51	3,063.07	0.00	44,775.58
0000303505	*AA INSPECTOR	43,804.80	43,804.80	0.00	49,045.16	11,925.37	225.00	61,195.53
0000304258	*RAIL OPERATOR	40,643.20	40,643.20	0.00	42,281.36	8,017.91	0.00	50,299.27
0000315244	*BUS OPERATOR	40,643.20	40,643.20	0.00	40,784.01	5,490.90	169.42	46,444.33
0000306174	*BUS DISPATCHER (BLOCKOUT)	41,662.40	41,662.40	0.00	42,367.17	15,495.76	0.00	57,862.93
0000304678	*SECRETARY (N8)	31,699.20	31,699.20	0.00	29,443.68	405.79	0.00	29,849.47
0000306172	*JOURNEYMAN AUTOMOTIVE TECH	43,804.80	43,804.80	0.00	45,744.94	10,346.79	225.00	56,316.73
0000320668	*INSPECTOR	40,206.40	41,267.20	1,060.80	29,026.46	6,214.09	225.00	35,465.55
0000304922	*JOURNEYMAN SUPPORT EQUIPMENT	43,804.80	43,804.80	0.00	44,233.88	3,719.75	225.00	48,178.63
0000321533	*SERVICEPERSON I (A)	28,412.80	32,281.60	3,868.80	31,284.38	3,711.18	0.00	34,995.56
0000302012	*JOURNEYMAN ET-RADIO MAINT	43,804.80	43,804.80	0.00	46,002.92	13,591.63	225.00	59,819.55
0000320368	*RAIL STATION CLEANER	28,412.80	28,412.80	0.00	28,896.52	4,118.49	0.00	33,015.01
0000305688	*JOURNEYMAN ET-COMPUTER MAINT	43,804.80	43,804.80	0.00	47,150.24	25,801.19	225.00	73,176.43
0000305466	SUPT BUS MAINTENANCE GARAGE	69,151.42	69,151.42	0.00	68,815.51	0.00	6,826.52	75,642.03
0000304361	*BUS OPERATOR	40,643.20	40,643.20	0.00	38,449.03	1,153.18	0.00	39,602.21
0000304560	*STATION AGENT	37,169.60	37,169.60	0.00	38,693.38	368.60	0.00	39,061.98
0000322975	*JOURNEYMAN ET-RADIO MAINT	43,804.80	43,804.80	0.00	26,980.49	2,069.17	225.00	29,274.66
0000305206	SUPV BUS MAINTENANCE	53,830.40	53,830.40	0.00	53,830.40	8,682.74	0.00	62,513.14
0000321481	*BUS OPERATOR (DATE LAST EMPLOYED 04-MAY-12)	37,606.40	40,643.20	3,036.80	27,419.41	1,162.51	0.00	28,581.92
0000306405	*JOURNEYMAN BODY REPAIR	43,804.80	43,804.80	0.00	46,201.74	7,660.64	225.00	54,087.38
0000306342	*JOURNEYMAN ET-RAIL CAR MAINT	43,804.80	43,804.80	0.00	47,928.98	12,809.78	646.20	61,384.96
0000306137	MOBILITY SERVICE AGENT	30,409.60	30,537.00	127.40	25,819.42	0.00	2,427.30	28,246.72
0000302894	*BUS OPERATOR (DATE LAST EMPLOYED 06-APR-12)	40,643.20	40,643.20	0.00	35,302.43	3,131.64	0.00	38,434.07
0000303103	DIVISION DISPATCHER	52,249.60	52,249.60	0.00	52,249.60	7,887.68	2,813.44	62,950.72
0000321612	*RAIL STATION CLEANER	28,412.80	28,412.80	0.00	31,608.02	13,190.44	0.00	44,798.46
0000323868	CJIT-POLICE DISPATCHER	34,174.40	34,174.40	0.00	35,710.96	24,677.93	657.20	61,046.09
0000302030	*RAIL OPERATOR	40,643.20	40,643.20	0.00	42,551.17	6,813.38	0.00	49,364.55
0000304029	SUPV BUS TRANSPORTATION	48,048.00	48,048.00	0.00	48,048.00	12,072.06	9,240.00	69,360.06
0000314862	*BUS OPERATOR	40,643.20	40,643.20	0.00	43,417.52	12,737.74	0.00	56,155.26
0000305808	*JOURNEYMAN SUPPORT EQUIPMENT	43,804.80	43,804.80	0.00	50,829.25	679.19	225.00	51,733.44

MARTOC REPORT

EE NUMBER	TITLE	FY 11 BASE SALARY	FY 12 BASE SALARY	DIFFERENCE +/-	REGULAR EARNINGS	OVERTIME EARNINGS	OTHER EARNINGS	TOTAL EARNINGS
0000323749	*BUS OPERATOR	34,548.80	37,606.40	3,057.60	38,637.13	9,900.25	0.00	48,537.38
0000321310	*INSPECTOR	40,206.40	41,267.20	1,060.80	42,131.12	4,462.99	225.00	46,819.11
0000303006	*BUS OPERATOR	40,643.20	40,643.20	0.00	43,408.01	17,596.03	0.00	61,004.04
0000303118	*BUS OPERATOR	40,643.20	40,643.20	0.00	20,291.34	825.69	0.00	21,117.03
0000315061	*BUS OPERATOR	40,643.20	40,643.20	0.00	40,465.34	1,289.32	0.00	41,754.66
0000304973	*BUS OPERATOR	40,643.20	40,643.20	0.00	35,089.88	233.61	0.00	35,323.49
0000306400	*JOURNEYMAN ET-RAIL CAR MAINT	43,804.80	43,804.80	0.00	46,213.52	0.00	225.00	46,438.52
0000302335	*JOURNEYMAN SUPPORT EQUIPMENT	43,804.80	43,804.80	0.00	47,459.43	221.14	225.00	47,905.57
0000302885	SUPV CAR REPAIR INSPECTION	43,804.80	52,104.00	8,299.20	51,540.72	7,776.99	2,479.50	61,797.21
0000322976	*TRACK MAINTAINER	41,662.40	43,118.40	1,456.00	41,698.71	7,887.56	0.00	49,586.27
0000306207	RAIL SERVICES CONTROLLER	58,614.40	58,614.40	0.00	58,614.40	5,276.71	3,156.16	67,047.27
0000302368	*INSPECTOR	43,118.40	43,118.40	0.00	43,247.81	1,111.71	225.00	44,584.52
0000318427	TRANSIT POLICE OFFICER SR	45,032.00	46,841.60	1,809.60	46,911.37	6,051.62	0.00	52,962.99
0000315408	*SERVICEPERSON IV	34,008.00	34,008.00	0.00	37,197.20	12,379.07	0.00	49,576.27
0000305539	*JOURNEYMAN RAIL CAR MECHANIC	43,804.80	43,804.80	0.00	46,496.06	63.18	225.00	46,784.24
0000305671	*JOURNEYMAN TRACK MECHANIC	43,804.80	43,804.80	0.00	45,181.59	6,104.80	225.00	51,511.39
0000303468	*BUS OPERATOR	40,643.20	40,643.20	0.00	43,695.16	10,982.12	0.00	54,677.28
0000305134	*BUS OPERATOR	40,643.20	40,643.20	0.00	46,496.10	23,410.73	0.00	69,906.83
0000325941	ARCHITECT IV	62,750.22	62,750.22	0.00	63,110.67	0.00	2,413.47	65,524.14
0000318796	*BUS OPERATOR	40,643.20	40,643.20	0.00	42,141.61	6,473.32	0.00	48,614.93
0000318196	*BUS OPERATOR	40,643.20	40,643.20	0.00	36,288.51	1,082.87	0.00	37,371.38
0000318197	*BUS OPERATOR	40,643.20	40,643.20	0.00	41,710.37	35,820.04	0.00	77,530.41
0000302298	*JOURNEYMAN ET-RAIL CAR MAINT	43,804.80	43,804.80	0.00	45,191.44	5,259.78	225.00	50,676.22
0000322743	*RAIL STATION CLEANER	28,412.80	28,412.80	0.00	29,714.88	4,098.00	0.00	33,812.88
0000325244	TRANSIT POLICE OFFICER SR	38,500.80	41,641.60	3,140.80	37,818.61	5,639.37	1,110.60	44,568.58
0000319320	*RAIL OPERATOR	40,643.20	40,643.20	0.00	39,963.76	15,069.14	0.00	55,032.90
0000320036	MGR TELEPHONY OPERATIONS	87,262.24	87,262.24	0.00	87,240.38	0.00	7,160.00	94,400.38
0000316063	MOBILITY CUSTOMER CARE REP	36,348.00	36,348.00	0.00	23,684.59	1,642.65	1,444.60	26,771.84
0000317214	TRANSIT POLICE OFFICER SR (DATE LAST EMPLOYED 18-JAN-12)	48,713.60	48,713.60	0.00	24,501.80	158.10	1,791.63	26,451.53
0000327325	RECRUITING OFFICER II	59,335.12	59,335.12	0.00	47,696.71	0.00	0.00	47,696.71
0000306279	*JOURNEYMAN ET-RAIL CAR MAINT	43,804.80	43,804.80	0.00	44,749.85	8,389.37	225.00	53,364.22
0000326723	*JOURNEYMAN ELEC POWER ELECT	39,603.20	41,080.00	1,476.80	40,588.86	7,617.29	450.00	48,656.15
0000326274	*MOBILITY OPERATOR	23,358.40	23,358.40	0.00	22,709.07	2,644.73	89.84	25,443.64
0000303285	*JOURNEYMAN OVERHAULER (DATE LAST EMPLOYED 01-JUN-12)	43,804.80	43,804.80	0.00	57,910.58	13,331.03	225.00	71,466.61

MARTOC REPORT

EE NUMBER	TITLE	FY 11	FY 12	DIFFERENCE	REGULAR	OVERTIME	OTHER	TOTAL
		BASE SALARY	BASE SALARY	+/-	EARNINGS	EARNINGS	EARNINGS	EARNINGS
0000315161	*BUS OPERATOR	34,548.80	37,606.40	3,057.60	40,545.25	5,388.04	0.00	45,933.29
0000303373	*RAIL OPERATOR	40,643.20	40,643.20	0.00	43,741.02	15,350.64	0.00	59,091.66
0000321635	DIVISION DISPATCHER	37,606.40	48,048.00	10,441.60	42,062.22	6,576.29	0.00	48,638.51
0000325456	TRANSIT POLICE OFFICER SR (DATE LAST EMPLOYED 01-JUN-12)	46,841.60	46,841.60	0.00	45,186.38	9,272.61	4,318.11	58,777.10
0000303626	*JOURNEYMAN BODY REPAIR (DATE LAST EMPLOYED 01-JUN-12)	43,804.80	43,804.80	0.00	49,049.71	1,461.06	225.00	50,735.77
0000302744	SUPV BUS MAINTENANCE	57,200.00	57,200.00	0.00	57,200.00	12,980.00	9,900.00	80,080.00
0000320033	*JOURNEYMAN ET-RAIL CAR MAINT	43,804.80	43,804.80	0.00	44,300.84	4,169.90	225.00	48,695.74
0000306485	ADVERTISING COORDINATOR	63,881.22	63,881.22	0.00	63,881.55	0.00	0.00	63,881.55
0000302764	*JOURNEYMAN SUPPORT EQUIPMENT	43,804.80	43,804.80	0.00	45,009.52	9,682.37	225.00	54,916.89
0000302398	*JOURNEYMAN ET-RAIL CAR MAINT (DATE LAST EMPLOYED 17-JAN-12)	43,804.80	43,804.80	0.00	31,070.49	7,518.48	0.00	38,588.97
0000302409	*JOURNEYMAN OVERHAULER	43,804.80	43,804.80	0.00	47,854.37	5,054.41	225.00	53,133.78
0000319667	*BUS OPERATOR	40,643.20	40,643.20	0.00	43,488.40	3,399.25	0.00	46,887.65
0000316073	TRANSIT POLICE SERGEANT	58,614.40	60,964.80	2,350.40	61,384.12	9,008.75	1,172.40	71,565.27
0000302860	*JOURNEYMAN RAIL CAR MECHANIC	43,804.80	43,804.80	0.00	43,433.62	3,245.89	225.00	46,904.51
0000318931	*MOBILITY OPERATOR	30,409.60	30,409.60	0.00	31,212.62	1,765.52	0.00	32,978.14
0000304380	*BUS OPERATOR	40,643.20	40,643.20	0.00	40,041.42	3,113.08	0.00	43,154.50
0000303358	*BUS OPERATOR	40,643.20	40,643.20	0.00	42,498.79	11,335.43	190.52	54,024.74
0000321403	INDUSTRIAL SAFETY ENGINEER	71,612.06	71,612.06	0.00	71,612.41	0.00	4,406.90	76,019.31
0000306447	CHF VEHICLE ENGINEERING	92,823.64	92,823.64	0.00	92,824.16	0.00	10,710.45	103,534.61
0000320923	*BUS OPERATOR	37,606.40	40,643.20	3,036.80	40,614.54	1,669.87	0.00	42,284.41
0000321525	SR REDUCED FARE REPRESENTATIVE	28,821.00	28,821.00	0.00	28,673.80	0.00	0.00	28,673.80
0000322673	SUPV RAIL LINE	48,048.00	48,048.00	0.00	41,395.20	7,207.33	4,804.80	53,407.33
0000304839	*RAIL OPERATOR	40,643.20	40,643.20	0.00	42,012.57	22,979.25	0.00	64,991.82
0000306188	*BUS OPERATOR	40,643.20	40,643.20	0.00	41,784.81	4,535.21	0.00	46,320.02
0000315319	*MOBILITY OPERATOR	30,409.60	30,409.60	0.00	23,944.07	466.07	0.00	24,410.14
0000321772	*BUS OPERATOR	37,606.40	40,643.20	3,036.80	41,248.79	11,349.77	0.00	52,598.56
0000318113	*BUS OPERATOR	40,643.20	40,643.20	0.00	41,601.90	879.67	0.00	42,481.57
0000322109	*SERVICEPERSON I (A)	32,281.60	32,281.60	0.00	32,760.09	5,664.03	0.00	38,424.12
0000324649	*MOBILITY OPERATOR	24,564.80	26,083.20	1,518.40	19,115.19	1,078.60	0.00	20,193.79
0000304247	TRANSIT POLICE OFFICER SR	54,787.20	54,787.20	0.00	54,688.43	4,822.24	254.71	59,765.38
0000321574	MGR SYSTEM SAFETY PROGRAMS	79,569.10	86,713.12	7,144.02	83,259.04	0.00	1,224.15	84,483.19
0000321911	*AA INSPECTOR	43,118.40	43,804.80	686.40	46,522.53	1,380.13	225.00	48,127.66
0000303891	*BUS OPERATOR	40,643.20	40,643.20	0.00	41,943.99	445.63	0.00	42,389.62
0000306387	*JOURNEYMAN ET-RAIL CAR MAINT	43,804.80	43,804.80	0.00	52,099.99	1,721.70	225.00	54,046.69

MARTOC REPORT

EE NUMBER	TITLE	FY 11	FY 12	DIFFERENCE	REGULAR	OVERTIME	OTHER	TOTAL
		BASE SALARY	BASE SALARY	+/-	EARNINGS	EARNINGS	EARNINGS	EARNINGS
0000303027	*BUS OPERATOR	40,643.20	40,643.20	0.00	40,848.47	1,778.75	0.00	42,627.22
0000303408	*MOBILITY OPERATOR	30,409.60	30,409.60	0.00	28,259.58	805.93	0.00	29,065.51
0000303591	*JOURNEYMAN BODY REPAIR	43,804.80	43,804.80	0.00	43,946.33	3,861.91	225.00	48,033.24
0000303328	MGR OPERATING & CAPITAL BUDGET	93,035.28	93,035.28	0.00	93,035.44	0.00	16,819.83	109,855.27
0000321813	FINANCIAL SYSTEMS ADMIN	51,000.04	73,080.28	22,080.24	48,512.84	0.00	1,686.47	50,199.31
0000320053	INFORMATION SYS ANALYST III	68,041.22	72,450.30	4,409.08	68,380.69	0.00	2,312.01	70,692.70
0000306702	*RAIL STATION CLEANER	28,412.80	28,412.80	0.00	30,047.36	4,753.68	0.00	34,801.04
0000317051	*ENCODER CLERK	25,792.00	28,912.00	3,120.00	26,534.89	93.70	0.00	26,628.59
0000316178	INFORMATION SYS ANALYST III	70,000.06	70,000.06	0.00	70,000.48	0.00	4,666.69	74,667.17
0000325359	GEN SUPT RAIL CAR MAINTENANCE	84,978.92	84,978.92	0.00	84,978.94	0.00	6,075.78	91,054.72
0000303162	*JOURNEYMAN RAIL CAR MECHANIC	43,804.80	43,804.80	0.00	51,310.04	126.36	856.80	52,293.20
0000305373	INSTRUCTOR CAR MAINT ELECT (DATE LAST EMPLOYED 01-JAN-12)	56,992.00	56,992.00	0.00	30,688.00	0.00	3,758.19	34,446.19
0000306645	TRANSIT POLICE OFFICER SPECIAL	56,971.20	56,971.20	0.00	57,190.34	24,301.88	3,286.80	84,779.02
0000305324	TRANSIT POLICE OFFICER SR	54,787.20	54,787.20	0.00	43,882.44	9,067.59	8,428.80	61,378.83
0000304609	*BUS OPERATOR	40,643.20	40,643.20	0.00	43,521.45	14,955.08	0.00	58,476.53
0000321492	*SERVICEPERSON IV	34,008.00	34,008.00	0.00	33,633.85	15,193.37	0.00	48,827.22
0000326413	CONTRACT PROFESSIONAL	0.00	0.00	0.00	55,297.50	0.00	0.00	55,297.50
0000302820	*JOURNEYMAN ET-RAIL CAR MAINT	43,804.80	43,804.80	0.00	43,894.27	15.80	225.00	44,135.07
0000305400	GEN FOREMAN BLDGS & GROUNDS	65,047.32	65,047.32	0.00	65,047.43	0.00	7,380.38	72,427.81
0000303161	OFFICE ADMINISTRATOR II	52,485.42	52,485.42	0.00	52,485.76	0.00	1,022.80	53,508.56
0000315785	TRANSIT POLICE LIEUTENANT	58,947.20	63,752.00	4,804.80	60,168.07	3,268.78	5,054.80	68,491.65
0000304093	*SERVICEPERSON I (A)	31,824.00	32,281.60	457.60	32,882.16	3,635.90	0.00	36,518.06
0000303035	*BUS OPERATOR (DATE LAST EMPLOYED 01-JUN-12)	40,643.20	40,643.20	0.00	36,970.82	5,094.23	0.00	42,065.05
0000306177	TRANSIT POLICE OFFICER SPECIAL	56,971.20	56,971.20	0.00	57,545.78	7,368.60	0.00	64,914.38
0000303966	*BUS OPERATOR	40,643.20	40,643.20	0.00	33,391.16	431.20	0.00	33,822.36
0000305261	HUMAN RESOURCES SYSTEM ANALYST	50,705.46	61,499.88	10,794.42	52,366.49	0.00	1,950.21	54,316.70
0000322924	*BUS OPERATOR	31,491.20	31,491.20	0.00	31,414.06	3,817.75	0.00	35,231.81
0000321910	*JOURNEYMAN RAIL CAR MECHANIC	43,118.40	39,603.20	-3,515.20	42,806.43	3,166.92	225.00	46,198.35
0000305497	PROJECT ENGINEER	77,457.12	77,457.12	0.00	77,458.90	0.00	7,447.80	84,906.70
0000321075	*MOBILITY OPERATOR	27,414.40	28,766.40	1,352.00	28,278.50	7,911.57	0.00	36,190.07
0000316800	*MATERIAL CONTROLLER	41,496.00	42,369.60	873.60	45,454.79	3,565.56	162.96	49,183.31
0000321944	FOREMAN POWER	43,804.80	52,104.00	8,299.20	48,864.42	17,242.48	225.00	66,331.90
0000304988	*INSPECTOR	43,118.40	43,118.40	0.00	48,122.88	10,617.59	390.84	59,131.31
0000305157	*BUS OPERATOR	40,643.20	40,643.20	0.00	41,153.19	2,762.64	0.00	43,915.83
0000302869	*BUS OPERATOR	40,643.20	40,643.20	0.00	43,232.72	19,255.03	0.00	62,487.75

MARTOC REPORT

EE NUMBER	TITLE	FY 11 BASE SALARY	FY 12 BASE SALARY	DIFFERENCE +/-	REGULAR EARNINGS	OVERTIME EARNINGS	OTHER EARNINGS	TOTAL EARNINGS
0000320690	*BUS OPERATOR	40,643.20	40,643.20	0.00	41,543.38	7,234.25	0.00	48,777.63
0000325325	*JOURNEYMAN ET-RADIO MAINT	41,392.00	42,390.40	998.40	42,529.41	8,303.69	225.00	51,058.10
0000302420	*JOURNEYMAN ET-RAIL CAR MAINT	43,804.80	43,804.80	0.00	43,641.59	1,769.04	225.00	45,635.63
0000303473	*HOSTLER JUNIOR APPRENTICE	32,281.60	34,008.00	1,726.40	34,507.93	2,619.14	0.00	37,127.07
0000317433	DATABASE ADMINISTRATOR III	73,924.24	73,924.24	0.00	73,924.76	0.00	0.00	73,924.76
0000319968	*BUS OPERATOR	40,643.20	40,643.20	0.00	37,418.72	515.65	0.00	37,934.37
0000303624	*BUS OPERATOR	40,643.20	40,643.20	0.00	42,859.71	18,465.34	0.00	61,325.05
0000303944	*MOBILITY OPERATOR	30,409.60	30,409.60	0.00	28,254.61	1,869.58	0.00	30,124.19
0000324245	*SERVICEPERSON I	31,824.00	31,824.00	0.00	26,859.46	1,491.75	0.00	28,351.21
0000307191	CIVIL ENGINEER VI	81,660.80	81,660.80	0.00	81,661.65	0.00	0.00	81,661.65
0000320698	TRANSIT POLICE SERGEANT	52,124.80	54,204.80	2,080.00	50,389.18	19,777.73	7,403.46	77,570.37
0000322855	*JOURNEYMAN ELEC POWER ELECT	43,804.80	43,804.80	0.00	28,359.90	13,253.65	225.00	41,838.55
0000302158	*JOURNEYMAN ET-RAIL CAR MAINT	43,804.80	43,804.80	0.00	44,291.85	6,697.08	225.00	51,213.93
0000315409	ELECTRICAL ENGINEER VI	80,205.32	80,205.32	0.00	80,205.39	0.00	7,444.71	87,650.10
0000304325	*JOURNEYMAN SUPPORT EQUIPMENT	43,804.80	43,804.80	0.00	45,076.28	15,273.78	225.00	60,575.06
0000322344	CHF CAPITAL PROGRAMS	80,000.18	88,000.12	7,999.94	80,923.59	0.00	1,230.78	82,154.37
0000304082	*JOURNEYMAN SUPPORT EQUIPMENT	43,804.80	43,804.80	0.00	43,928.51	11,988.41	225.00	56,141.92
0000321021	*BUS OPERATOR	40,643.20	40,643.20	0.00	33,665.08	4,971.80	0.00	38,636.88
0000303209	*STATION AGENT	37,169.60	37,169.60	0.00	42,364.00	10,516.42	0.00	52,880.42
0000317914	TRANSIT POLICE OFFICER SR	52,686.40	54,787.20	2,100.80	53,334.04	54,394.57	1,013.20	108,741.81
0000317403	MGR FINANCIAL SYSTEMS	88,000.12	88,000.12	0.00	88,000.64	0.00	5,076.94	93,077.58
0000320367	*RAIL STATION CLEANER	28,412.80	28,412.80	0.00	22,712.12	2,192.46	0.00	24,904.58
0000325498	TRANSIT POLICE OFFICER SR	40,040.00	43,305.60	3,265.60	37,768.51	10,048.56	2,304.95	50,122.02
0000303697	*STATION AGENT	37,169.60	37,169.60	0.00	43,791.44	18,890.96	0.00	62,682.40
0000326989	SR TECH PROJECT MANAGER	87,964.76	87,964.76	0.00	84,446.25	0.00	0.00	84,446.25
0000302922	*AA INSPECTOR	43,804.80	43,804.80	0.00	44,550.24	9,812.62	225.00	54,587.86
0000306062	*JOURNEYMAN ET-RAIL CAR MAINT	43,804.80	43,804.80	0.00	45,931.84	10,953.92	225.00	57,110.76
0000305385	*RAIL OPERATOR	40,643.20	40,643.20	0.00	45,737.81	24,898.65	396.08	71,032.54
0000304124	SUPV FARE COLLECTION OPERATION	56,520.88	56,520.88	0.00	56,521.40	1,072.49	1,695.64	59,289.53
0000320740	*BUS OPERATOR	40,643.20	40,643.20	0.00	38,896.00	12,196.80	0.00	51,092.80
0000320864	*MOBILITY OPERATOR	24,564.80	26,083.20	1,518.40	25,336.44	6,015.63	0.00	31,352.07
0000304937	*BUS OPERATOR	40,643.20	40,643.20	0.00	42,996.63	11,964.72	0.00	54,961.35
0000302139	AUDITOR III	59,741.50	59,741.50	0.00	59,741.95	0.00	2,757.31	62,499.26
0000302622	TRAINING & DEVELOPMENT SPEC	48,429.94	48,429.94	0.00	48,430.21	0.00	6,552.48	54,982.69

MARTOC REPORT

EE NUMBER	TITLE	FY 11	FY 12	DIFFERENCE	REGULAR	OVERTIME	OTHER	TOTAL
		BASE SALARY	BASE SALARY	+/-	EARNINGS	EARNINGS	EARNINGS	EARNINGS
0000315982	*BUS OPERATOR	40,643.20	40,643.20	0.00	41,381.62	4,626.81	0.00	46,008.43
0000321575	CUSTOMER CARE FIELD REP	36,348.00	36,348.00	0.00	36,348.00	0.00	2,517.15	38,865.15
0000305055	FOREMAN CUSTODIAL SERVICES (DATE LAST EMPLOYED 01-JUL-12)	46,779.20	46,779.20	0.00	46,779.20	2,114.06	3,508.44	52,401.70
0000304957	SUPT RAIL CAR MAINT	43,804.80	67,974.92	24,170.12	57,174.73	9,452.13	6,099.93	72,726.79
0000303733	*BUS OPERATOR	40,643.20	40,643.20	0.00	42,460.83	19,345.25	0.00	61,806.08
0000303452	*BUS OPERATOR	40,643.20	40,643.20	0.00	39,510.05	2,257.44	0.00	41,767.49
0000320587	*RAIL STATION CLEANER	28,412.80	28,412.80	0.00	28,650.64	5,665.49	0.00	34,316.13
0000321068	*MOBILITY OPERATOR	26,083.20	27,414.40	1,331.20	24,933.57	1,752.64	0.00	26,686.21
0000302108	*BUS OPERATOR	40,643.20	40,643.20	0.00	43,298.13	15,101.23	0.00	58,399.36
0000317595	*STATION AGENT	37,169.60	37,169.60	0.00	40,145.04	4,563.60	0.00	44,708.64
0000303768	*BUS OPERATOR	40,643.20	40,643.20	0.00	44,278.26	5,537.86	178.21	49,994.33
0000305554	*RAIL OPERATOR	40,643.20	40,643.20	0.00	40,895.76	3,307.25	0.00	44,203.01
0000323172	*BUS OPERATOR	34,548.80	37,606.40	3,057.60	35,030.92	3,523.81	0.00	38,554.73
0000324724	*JOURNEYMAN ET-TRAIN CONTROL	41,392.00	43,804.80	2,412.80	46,012.46	25,922.68	225.00	72,160.14
0000327682	*JOURNEYMAN ELEC POWER ELECT	39,603.20	39,603.20	0.00	22,433.88	235.62	0.00	22,669.50
0000326714	*BUS OPERATOR	28,454.40	28,454.40	0.00	26,298.55	2,417.40	0.00	28,715.95
0000318682	*BUS OPERATOR	40,643.20	40,643.20	0.00	40,451.63	7,520.38	0.00	47,972.01
0000321952	*BUS OPERATOR	28,454.40	28,454.40	0.00	23,403.67	9,983.63	0.00	33,387.30
0000319726	*BUS OPERATOR	40,643.20	40,643.20	0.00	41,914.18	6,788.41	0.00	48,702.59
0000304345	*INSPECTOR	43,118.40	43,118.40	0.00	49,377.36	12,411.72	225.00	62,014.08
0000319869	*BUS OPERATOR	31,491.20	31,491.20	0.00	24,874.16	1,183.34	0.00	26,057.50
0000320504	CONTRACT EMP ADMIN SUPPORT	0.00	0.00	0.00	22,986.50	558.01	0.00	23,544.51
0000302661	*BUS OPERATOR	40,643.20	40,643.20	0.00	39,228.94	14,266.08	0.00	53,495.02
0000307077	DIVISION DISPATCHER	48,048.00	48,048.00	0.00	48,048.00	4,451.37	2,217.60	54,716.97
0000305907	FIELD INSPECTOR	51,216.56	51,216.56	0.00	51,085.57	4,360.22	2,035.54	57,481.33
0000317671	SUPPORT ANALYST II	46,882.68	46,882.68	0.00	46,839.36	0.00	0.00	46,839.36
0000320827	*RAIL STATION CLEANER	28,412.80	28,412.80	0.00	30,211.28	9,005.36	0.00	39,216.64
0000302364	*INSPECTOR	43,118.40	43,118.40	0.00	42,697.69	5,947.01	225.00	48,869.70
0000305961	*JOURNEYMAN ET-RAIL CAR MAINT	43,804.80	43,804.80	0.00	48,659.52	9,998.24	225.00	58,882.76
0000319374	TRANSIT POLICE OFFICER SPECIAL	52,686.40	54,787.20	2,100.80	53,899.68	36,757.75	3,890.56	94,547.99
0000303147	TRANSIT POLICE LIEUTENANT	80,308.80	80,308.80	0.00	80,308.80	21,158.36	2,162.16	103,629.32
0000303929	*JOURNEYMAN PAINTER	43,804.80	43,804.80	0.00	43,138.82	4,146.21	225.00	47,510.03
0000323654	*MOBILITY OPERATOR	24,564.80	26,083.20	1,518.40	24,224.83	346.90	0.00	24,571.73
0000319858	*MOBILITY OPERATOR	24,564.80	24,564.80	0.00	25,490.40	7,050.71	0.00	32,541.11
0000327030	OFFICE ADMINISTRATOR I	44,044.26	44,044.26	0.00	40,622.83	0.00	0.00	40,622.83

MARTOC REPORT

EE NUMBER	TITLE	FY 11	FY 12	DIFFERENCE	REGULAR	OVERTIME	OTHER	TOTAL
		BASE SALARY	BASE SALARY	+/-	EARNINGS	EARNINGS	EARNINGS	EARNINGS
0000323651	*MOBILITY OPERATOR	24,564.80	26,083.20	1,518.40	26,750.07	4,804.96	0.00	31,555.03
0000302519	*BUS OPERATOR	40,643.20	40,643.20	0.00	43,990.36	3,416.28	0.00	47,406.64
0000306598	*BUS OPERATOR	40,643.20	40,643.20	0.00	43,960.01	7,329.55	171.57	51,461.13
0000322678	TRANSIT POLICE OFFICER SR	46,841.60	48,713.60	1,872.00	47,929.70	11,749.25	0.00	59,678.95
0000304895	*BUS OPERATOR	40,643.20	40,643.20	0.00	42,402.71	10,320.17	0.00	52,722.88
0000302876	QA ENGINEER	66,780.74	66,780.74	0.00	66,781.14	0.00	2,568.50	69,349.64
0000319245	PROTECTIVE SPEC POLICE CADET	26,561.60	26,561.60	0.00	26,660.58	5,358.68	1,634.56	33,653.82
0000321611	*SERVICEPERSON IV	34,008.00	34,008.00	0.00	36,020.01	3,908.11	0.00	39,928.12
0000322112	*BUS OPERATOR	31,491.20	31,491.20	0.00	26,300.56	1,659.78	0.00	27,960.34
0000304327	TRANSIT POLICE OFFICER SR	54,787.20	54,787.20	0.00	55,445.70	27,005.14	3,582.24	86,033.08
0000324457	CONTRACT SPECIALIST III	73,760.18	73,760.18	0.00	73,760.54	0.00	4,728.23	78,488.77
0000321083	SR OCCUP MED SVCS WELL SPEC	50,900.20	50,900.20	0.00	50,900.90	0.00	587.32	51,488.22
0000302317	*BUS OPERATOR	40,643.20	40,643.20	0.00	41,209.15	3,321.45	0.00	44,530.60
0000322060	*JOURNEYMAN RAIL CAR MECHANIC	43,804.80	43,804.80	0.00	44,030.23	3,488.40	225.00	47,743.63
0000305955	*BUS OPERATOR	40,643.20	40,643.20	0.00	42,134.63	1,233.27	0.00	43,367.90
0000303522	*TRACK WALKER	43,118.40	43,118.40	0.00	28,564.22	1,508.13	0.00	30,072.35
0000306096	HR INFORMATION SYSTEMS SPEC II	40,404.00	40,404.00	0.00	40,404.00	0.00	5,403.37	45,807.37
0000302778	SUPPORT ANALYST II	53,930.76	53,930.76	0.00	53,930.86	0.00	1,659.42	55,590.28
0000302742	*AA INSPECTOR (DATE LAST EMPLOYED 07-DEC-11)	43,804.80	43,804.80	0.00	27,816.64	2,814.07	225.00	30,855.71
0000305419	*BUS OPERATOR	40,643.20	40,643.20	0.00	43,188.59	11,910.38	0.00	55,098.97
0000318012	*RAIL OPERATOR	40,643.20	40,643.20	0.00	38,092.69	7,251.55	0.00	45,344.24
0000303637	*BUS OPERATOR	40,643.20	40,643.20	0.00	45,390.51	1,596.29	0.00	46,986.80
0000324951	*MOBILITY OPERATOR	23,358.40	24,564.80	1,206.40	24,382.33	6,266.13	0.00	30,648.46
0000327458	*BUS OPERATOR	28,454.40	28,454.40	0.00	19,058.70	1,331.01	0.00	20,389.71
0000320298	MOBILITY CUSTOMER CARE REP	36,348.00	36,348.00	0.00	36,953.80	3,390.15	1,643.12	41,987.07
0000321410	*BUS OPERATOR	37,606.40	40,643.20	3,036.80	42,735.13	9,954.83	0.00	52,689.96
0000303508	MGR HUMAN RESOURCES INFO SYS	75,527.40	75,527.40	0.00	75,527.52	0.00	2,904.90	78,432.42
0000305515	*BUS OPERATOR	40,643.20	40,643.20	0.00	43,805.54	4,427.58	0.00	48,233.12
0000325643	TRANSIT POLICE OFFICER SR	52,686.40	54,787.20	2,100.80	54,277.84	4,769.44	1,475.04	60,522.32
0000302522	*BUS OPERATOR	40,643.20	40,643.20	0.00	42,082.15	8,868.80	0.00	50,950.95
0000318891	*SERVICEPERSON IV	34,008.00	34,008.00	0.00	36,434.16	17,069.62	0.00	53,503.78
0000302712	*BUS OPERATOR	40,643.20	40,643.20	0.00	40,329.25	648.98	0.00	40,978.23
0000323112	MOBILITY CUSTOMER CARE REP	36,348.00	36,348.00	0.00	37,023.70	8,826.98	1,398.00	47,248.68
0000302221	*BUS OPERATOR	34,548.80	37,606.40	3,057.60	37,562.05	4,546.68	0.00	42,108.73

MARTOC REPORT

EE NUMBER	TITLE	FY 11	FY 12	DIFFERENCE	REGULAR	OVERTIME	OTHER	TOTAL
		BASE SALARY	BASE SALARY	+/-	EARNINGS	EARNINGS	EARNINGS	EARNINGS
0000302206	SUPT CONTROL CENTER	68,640.00	68,640.00	0.00	68,640.00	0.00	4,505.60	73,145.60
0000315157	*BUS OPERATOR	40,643.20	40,643.20	0.00	41,380.53	8,870.66	0.00	50,251.19
0000302575	*JOURNEYMAN ET-HVAC	43,804.80	43,804.80	0.00	43,847.03	1,208.34	393.48	45,448.85
0000318265	*BUS OPERATOR	40,643.20	40,643.20	0.00	42,031.77	4,918.99	0.00	46,950.76
0000302101	*MATERIAL CONTROLLER	42,369.60	42,369.60	0.00	42,776.17	4,285.41	0.00	47,061.58
0000302603	CHF REPORT TRACK SPEC PROJECTS	84,698.64	84,698.64	0.00	84,701.26	0.00	1,628.82	86,330.08
0000323717	*RAIL STATION CLEANER	28,412.80	28,412.80	0.00	29,367.78	5,260.82	0.00	34,628.60
0000303742	*JOURNEYMAN RAIL CAR MECHANIC	43,804.80	43,804.80	0.00	46,899.61	8,418.77	225.00	55,543.38
0000302628	*INSPECTOR	43,118.40	43,118.40	0.00	44,595.23	10,261.44	225.00	55,081.67
0000304883	*BUS OPERATOR	40,643.20	40,643.20	0.00	42,982.78	9,504.43	0.00	52,487.21
0000321775	*BUS OPERATOR	37,606.40	40,643.20	3,036.80	37,405.57	8,802.97	0.00	46,208.54
0000307079	*BUS OPERATOR	40,643.20	40,643.20	0.00	40,313.66	21,977.45	0.00	62,291.11
0000304009	*AA INSPECTOR	43,804.80	43,804.80	0.00	46,418.31	7,637.05	225.00	54,280.36
0000303520	*INSPECTOR	43,804.80	43,118.40	-686.40	44,749.10	7,144.01	225.00	52,118.11
0000314865	*RAIL STATION CLEANER	28,412.80	28,412.80	0.00	29,610.24	8,959.27	0.00	38,569.51
0000323587	*BUS OPERATOR	24,564.80	28,454.40	3,889.60	23,394.89	2,825.78	0.00	26,220.67
0000321427	*BUS OPERATOR	28,454.40	28,454.40	0.00	22,071.95	1,493.55	0.00	23,565.50
0000311004	ELECTRICAL ENGINEER VI	80,205.32	80,205.32	0.00	49,357.14	0.00	0.00	49,357.14
0000306611	*JOURNEYMAN BODY REPAIR (DATE LAST EMPLOYED 01-JUN-12)	43,804.80	43,804.80	0.00	52,723.81	813.46	225.00	53,762.27
0000302402	*BUS OPERATOR	40,643.20	40,643.20	0.00	42,129.63	1,152.61	0.00	43,282.24
0000304592	MGR TRAIN CONTROL	90,030.20	90,030.20	0.00	90,030.24	0.00	6,925.40	96,955.64
0000323905	SR EXECUTIVE ADMINISTRATOR	81,136.12	73,760.18	-7,375.94	77,448.59	0.00	3,706.93	81,155.52
0000304115	PARKING SERVICES REP	22,483.50	22,483.50	0.00	22,547.10	2,654.10	951.23	26,152.43
0000321940	TRANSIT POLICE OFFICER SR	46,841.60	48,713.60	1,872.00	49,120.78	56,859.70	4,684.00	110,664.48
0000305831	PERFORMANCE ANALYST	66,700.40	66,700.40	0.00	44,894.50	0.00	2,052.32	46,946.82
0000304307	*BUS OPERATOR	40,643.20	40,643.20	0.00	27,998.62	1,450.59	0.00	29,449.21
0000318191	SUPV COMMUNICATIONS	45,635.20	45,635.20	0.00	45,635.24	14,657.17	0.00	60,292.41
0000327279	*BUS OPERATOR	28,454.40	28,454.40	0.00	21,214.05	1,665.13	0.00	22,879.18
0000302213	*JOURNEYMAN RAIL CAR MECHANIC	43,804.80	43,804.80	0.00	43,339.69	323.80	225.00	43,888.49
0000302722	*MATERIAL CONTROLLER	42,369.60	42,369.60	0.00	43,849.38	2,681.23	0.00	46,530.61
0000304244	SUPV BUS TRANSPORTATION	50,731.20	50,731.20	0.00	50,536.08	543.68	3,121.92	54,201.68
0000306546	QA ENGINEER	55,244.80	73,196.76	17,951.96	58,695.10	0.00	4,268.68	62,963.78
0000304063	*INSPECTOR	43,118.40	43,118.40	0.00	43,484.54	334.33	225.00	44,043.87
0000305387	*BUS OPERATOR	40,643.20	40,643.20	0.00	45,165.22	26,154.88	0.00	71,320.10
0000303442	*BUS OPERATOR	40,643.20	40,643.20	0.00	46,836.24	16,367.08	0.00	63,203.32

MARTOC REPORT

EE NUMBER	TITLE	FY 11	FY 12	DIFFERENCE	REGULAR	OVERTIME	OTHER	TOTAL
		BASE SALARY	BASE SALARY	+/-	EARNINGS	EARNINGS	EARNINGS	EARNINGS
0000305685	*BUS OPERATOR	40,643.20	40,643.20	0.00	49,337.14	23,498.12	0.00	72,835.26
0000304443	*MOBILITY OPERATOR	24,564.80	26,083.20	1,518.40	24,132.85	110.73	0.00	24,243.58
0000304797	ACCOUNTING SPECIALIST III	45,376.50	45,376.50	0.00	45,446.57	1,937.28	3,490.52	50,874.37
0000302805	*JOURNEYMAN ET-TELEPHONE MAINT	43,804.80	43,804.80	0.00	48,192.02	19,949.19	225.00	68,366.21
0000303688	RAIL SERVICES CONTROLLER	58,323.20	58,323.20	0.00	54,734.08	869.24	8,468.08	64,071.40
0000322340	*JOURNEYMAN AUTOMOTIVE TECH	43,804.80	43,804.80	0.00	45,434.32	15,610.31	225.00	61,269.63
0000306589	*BUS OPERATOR	40,643.20	40,643.20	0.00	44,138.47	4,858.90	0.00	48,997.37
0000305863	EEO DBE ANALYST	62,288.98	62,288.98	0.00	62,289.52	0.00	4,663.73	66,953.25
0000303804	*JOURNEYMAN ELEC POWER ELECT (DATE LAST EMPLOYED 28-MAR-12)	39,603.20	39,603.20	0.00	30,256.96	2,698.92	450.00	33,405.88
0000322546	*BUS OPERATOR	37,606.40	40,643.20	3,036.80	34,347.40	1,380.51	0.00	35,727.91
0000306473	CONTRACT PROFESSIONAL	0.00	0.00	0.00	99,605.00	2,612.50	0.00	102,217.50
0000321824	*SERVICEPERSON VII GROUNDSKEEPER	32,281.60	32,281.60	0.00	31,096.36	2,095.20	0.00	33,191.56
0000305949	*SERVICEPERSON V	34,008.00	40,206.40	6,198.40	41,880.40	21,806.24	0.00	63,686.64
0000323955	*BUS OPERATOR	34,548.80	37,606.40	3,057.60	34,619.87	3,899.38	0.00	38,519.25
0000304089	MAINTENANCE PLANNER BUS	52,686.40	52,686.40	0.00	52,686.40	1,621.12	523.83	54,831.35
0000306304	INSTRUCTOR TRACK	51,251.20	51,251.20	0.00	51,251.20	0.00	0.00	51,251.20
0000303382	*SERVICEPERSON I	32,281.60	32,281.60	0.00	32,731.24	506.34	0.00	33,237.58
0000305956	CONTRACT PROFESSIONAL	0.00	0.00	0.00	45,030.00	30.00	0.00	45,060.00
0000306753	ENGINEERING CADD SPECIALIST	63,000.08	63,000.08	0.00	55,731.33	0.00	0.00	55,731.33
0000304806	*BUS OPERATOR	40,643.20	40,643.20	0.00	43,775.07	36,547.80	0.00	80,322.87
0000318983	CUSTOMER CARE FIELD REP	36,348.00	36,348.00	0.00	28,542.50	0.00	2,618.92	31,161.42
0000320396	*JOURNEYMAN ET-TRAIN CONTROL	43,804.80	43,804.80	0.00	48,426.73	18,693.42	225.00	67,345.15
0000321969	SR ROOF INSPECTOR	63,989.90	63,989.90	0.00	53,651.48	0.00	4,725.56	58,377.04
0000305545	*BUS OPERATOR	40,643.20	40,643.20	0.00	33,331.95	8,254.45	1,210.46	42,796.86
0000314812	*BUS OPERATOR	40,643.20	40,643.20	0.00	35,589.54	4,267.75	0.00	39,857.29
0000327040	SR ENTERPRISE SECUR ENGINEER (DATE LAST EMPLOYED 29-MAY-12)	90,000.04	90,000.04	0.00	78,577.40	0.00	4,789.40	83,366.80
0000303141	SR SERVICE PLANNER	71,005.74	71,005.74	0.00	71,006.02	0.00	6,554.40	77,560.42
0000302594	FINANCE ADMINISTRATOR	49,370.62	49,370.62	0.00	49,102.83	0.00	0.00	49,102.83
0000323433	*MOBILITY OPERATOR	24,564.80	26,083.20	1,518.40	23,665.07	565.56	0.00	24,230.63
0000322552	*BUS OPERATOR	37,606.40	40,643.20	3,036.80	38,188.31	1,910.88	0.00	40,099.19
0000322974	*JOURNEYMAN AUTOMOTIVE TECH	43,804.80	43,804.80	0.00	44,634.02	6,863.00	225.00	51,722.02
0000321907	*INSPECTOR	43,118.40	43,118.40	0.00	48,965.97	7,011.96	225.00	56,202.93
0000305999	TRANSIT POLICE OFFICER SR	54,787.20	54,787.20	0.00	54,787.20	32,477.24	7,902.00	95,166.44
0000307345	CONTRACT SPECIALIST III	67,998.06	67,998.06	0.00	60,152.69	0.00	0.00	60,152.69

MARTOC REPORT

EE NUMBER	TITLE	FY 11	FY 12	DIFFERENCE	REGULAR	OVERTIME	OTHER	TOTAL
		BASE SALARY	BASE SALARY	+/-	EARNINGS	EARNINGS	EARNINGS	EARNINGS
0000303622	*BUS OPERATOR (DATE LAST EMPLOYED 01-APR-12)	40,643.20	40,643.20	0.00	35,387.88	9,313.64	0.00	44,701.52
0000317862	*BUS OPERATOR	40,643.20	40,643.20	0.00	40,994.41	3,318.83	0.00	44,313.24
0000304140	*JOURNEYMAN ELEC POWER ELECT	43,804.80	43,804.80	0.00	75,863.86	9,092.94	225.00	85,181.80
0000322239	*BUS OPERATOR	37,606.40	40,643.20	3,036.80	40,723.66	10,550.96	144.64	51,419.26
0000320839	MARKETING & SALES ASSOCIATE	50,678.16	50,678.16	0.00	50,873.22	0.00	0.00	50,873.22
0000314410	DIR MOBILITY SERVICES	108,402.32	108,402.32	0.00	104,928.18	0.00	0.00	104,928.18
0000320417	*JOURNEYMAN ET-COMPUTER MAINT	43,804.80	43,804.80	0.00	44,412.73	6,897.29	225.00	51,535.02
0000323613	*JOURNEYMAN AUTOMOTIVE TECH	43,804.80	43,804.80	0.00	41,399.64	4,380.67	393.48	46,173.79
0000319668	*BUS OPERATOR	40,643.20	40,643.20	0.00	44,448.31	2,967.27	0.00	47,415.58
0000316065	*SERVICEPERSON I	31,824.00	31,824.00	0.00	29,741.09	2,392.58	0.00	32,133.67
0000305641	*BUS OPERATOR	40,643.20	40,643.20	0.00	36,220.94	241.95	0.00	36,462.89
0000323623	*BUS OPERATOR	34,548.80	37,606.40	3,057.60	38,174.10	7,319.36	0.00	45,493.46
0000302693	CLAIMS ADJUSTER II	46,855.12	46,855.12	0.00	46,855.64	0.00	3,784.49	50,640.13
0000306122	*JOURNEYMAN RAIL CAR MECHANIC	43,118.40	39,603.20	-3,515.20	41,021.29	77.74	225.00	41,324.03
0000306123	*RAIL STATION CLEANER	28,412.80	28,412.80	0.00	28,906.77	1,270.38	0.00	30,177.15
0000322957	DIR DEVELOPMT & REGIONAL COORD	82,000.10	98,000.24	16,000.14	96,770.49	0.00	0.00	96,770.49
0000320935	*MOBILITY OPERATOR	27,414.40	28,766.40	1,352.00	20,672.76	1,567.25	0.00	22,240.01
0000314181	MGR SVC PLANNING & SCHEDULING	87,500.14	87,500.14	0.00	87,500.50	0.00	0.00	87,500.50
0000305623	MEDIA SALES REP	26,773.50	26,773.50	0.00	26,773.76	0.00	1,441.66	28,215.42
0000304972	*BUS OPERATOR	40,643.20	40,643.20	0.00	45,945.88	10,358.23	542.24	56,846.35
0000319204	PROJECT ENGINEER	62,062.52	66,381.12	4,318.60	65,882.93	0.00	10,212.48	76,095.41
0000305993	TRANSIT POLICE OFFICER SR	54,787.20	54,787.20	0.00	50,072.34	5,235.11	6,032.14	61,339.59
0000304596	SUPV BUS MAINTENANCE	53,830.40	53,830.40	0.00	53,830.40	10,481.40	2,070.40	66,382.20
0000319540	*JOURNEYMAN ET-RADIO MAINT	43,804.80	43,804.80	0.00	44,986.78	11,617.28	225.00	56,829.06
0000326864	*BUS OPERATOR	28,454.40	28,454.40	0.00	22,657.37	879.73	68.40	23,605.50
0000303422	*MOBILITY OPERATOR	30,409.60	30,409.60	0.00	17,327.10	5,323.57	0.00	22,650.67
0000304167	RAIL SERVICES CONTROLLER	50,440.00	55,120.00	4,680.00	51,888.50	732.27	4,010.00	56,630.77
0000305151	*MATERIAL CONTROLLER LEAD	43,659.20	43,659.20	0.00	44,076.54	1,873.38	0.00	45,949.92
0000302646	*RAIL OPERATOR	40,643.20	40,643.20	0.00	41,624.93	13,328.47	0.00	54,953.40
0000304996	*JOURNEYMAN OVERHAULER	43,804.80	43,804.80	0.00	43,805.28	4,991.23	225.00	49,021.51
0000306099	*JOURNEYMAN AUTOMOTIVE TECH	43,804.80	43,804.80	0.00	47,213.88	17,177.19	225.00	64,616.07
0000320317	*FILING CLERK	31,699.20	31,699.20	0.00	36,874.72	0.00	365.76	37,240.48
0000315360	*BUS OPERATOR	40,643.20	40,643.20	0.00	38,646.14	3,517.69	0.00	42,163.83
0000306414	*BUS OPERATOR	40,643.20	40,643.20	0.00	38,988.95	5,035.17	177.43	44,201.55
0000305769	*JOURNEYMAN ET-TRAIN CONTROL	43,804.80	43,804.80	0.00	50,062.51	19,720.14	225.00	70,007.65

MARTOC REPORT

EE NUMBER	TITLE	FY 11	FY 12	DIFFERENCE	REGULAR	OVERTIME	OTHER	TOTAL
		BASE SALARY	BASE SALARY	+/-	EARNINGS	EARNINGS	EARNINGS	EARNINGS
0000326777	*BUS OPERATOR	28,454.40	28,454.40	0.00	20,198.56	276.77	0.00	20,475.33
0000302346	SVC DESK SUPPORT AGENT	41,905.50	41,905.50	0.00	41,905.77	161.18	0.00	42,066.95
0000320999	AUDITOR III	63,922.30	63,922.30	0.00	63,922.93	0.00	819.52	64,742.45
0000318200	*BUS OPERATOR	40,643.20	40,643.20	0.00	36,949.04	3,634.46	0.00	40,583.50
0000303583	CONTRACT PROFESSIONAL	62,751.00	62,751.00	0.00	32,775.33	80.45	0.00	32,855.78
0000324192	ELEV ESCALATOR SAFE INSPEC II	66,553.50	66,553.50	0.00	66,769.76	19,590.79	5,972.75	92,333.30
0000323983	TRANSIT POLICE OFFICER SR	41,641.60	43,305.60	1,664.00	43,280.05	25,741.04	0.00	69,021.09
0000306237	*JOURNEYMAN BODY REPAIR	40,206.40	41,080.00	873.60	34,459.50	2,768.89	225.00	37,453.39
0000306031	*JOURNEYMAN ELEC POWER ELECT	43,804.80	43,804.80	0.00	44,467.83	5,536.21	225.00	50,229.04
0000305792	TRANSIT POLICE OFFICER SR	54,787.20	54,787.20	0.00	54,787.20	7,704.47	2,107.20	64,598.87
0000305677	BUILDING MAINT SPEC II	48,900.80	48,900.80	0.00	48,900.81	0.00	3,197.36	52,098.17
0000306013	*JOURNEYMAN ET-TELEPHONE MAINT	43,804.80	43,804.80	0.00	44,012.76	5,709.33	225.00	49,947.09
0000305270	DISPATCHER MOBILITY	38,126.40	38,126.40	0.00	38,126.51	68.75	0.00	38,195.26
0000303172	TRANSIT POLICE OFFICER SPECIAL	56,971.20	56,971.20	0.00	57,929.94	31,368.68	6,162.75	95,461.37
0000302029	TRANSIT POLICE SERGEANT	65,936.00	65,936.00	0.00	67,560.63	32,441.14	0.00	100,001.77
0000305283	SUPV CAR REPAIR INSPECTION	43,804.80	52,104.00	8,299.20	46,639.71	7,573.72	225.00	54,438.43
0000323181	CIVIL ENGINEER VI	81,208.14	81,208.14	0.00	87,815.55	25.00	0.00	87,840.55
0000324754	IT QUALITY ASSURANCE ENGINEER	73,760.18	73,760.18	0.00	73,760.52	0.00	0.00	73,760.52
0000321211	*RAIL STATION CLEANER	28,412.80	28,412.80	0.00	27,903.84	0.00	0.00	27,903.84
0000306558	FARE COLLECTION ASST	30,556.50	30,556.50	0.00	30,870.16	2,280.14	948.04	34,098.34
0000302872	*JOURNEYMAN RAIL CAR MECHANIC	43,804.80	43,804.80	0.00	48,032.56	12,454.38	225.00	60,711.94
0000313798	CONTRACT PROFESSIONAL	0.00	0.00	0.00	49,637.50	275.00	0.00	49,912.50
0000320370	*SERVICEPERSON VII GROUNDSKEEPER	32,281.60	32,281.60	0.00	33,076.56	3,992.52	0.00	37,069.08
0000322050	CONFIG MGMT SPECIALIST II	44,324.02	44,324.02	0.00	43,472.15	0.00	1,704.78	45,176.93
0000319809	*BUS OPERATOR	40,643.20	40,643.20	0.00	44,270.92	2,979.60	0.00	47,250.52
0000325878	CJIT-POLICE DISPATCHER	33,696.00	33,696.00	0.00	34,497.65	9,942.84	0.00	44,440.49
0000304316	RAIL SERVICES CONTROLLER	57,720.00	57,720.00	0.00	49,991.63	2,629.34	10,392.38	63,013.35
0000304242	REVENUE OPERATIONS ANALYST II	56,763.20	56,763.20	0.00	56,763.23	0.00	3,274.80	60,038.03
0000303200	*MOBILITY OPERATOR	30,409.60	30,409.60	0.00	29,813.95	4,435.39	0.00	34,249.34
0000323169	*BUS OPERATOR	34,548.80	37,606.40	3,057.60	41,256.85	6,069.29	0.00	47,326.14
0000303208	FOREMAN CUSTODIAL SERVICES	44,324.80	44,324.80	0.00	44,111.70	2,173.62	1,534.32	47,819.64
0000315251	*BUS OPERATOR	40,643.20	40,643.20	0.00	35,626.92	888.81	0.00	36,515.73
0000317857	*JOURNEYMAN ET-TELEPHONE MAINT	43,804.80	43,804.80	0.00	45,329.02	17,264.08	225.00	62,818.10
0000321691	*BUS OPERATOR	37,606.40	40,643.20	3,036.80	41,980.55	13,857.88	0.00	55,838.43

MARTOC REPORT

EE NUMBER	TITLE	FY 11	FY 12	DIFFERENCE	REGULAR	OVERTIME	OTHER	TOTAL
		BASE SALARY	BASE SALARY	+/-	EARNINGS	EARNINGS	EARNINGS	EARNINGS
0000303619	DEPARTMENT ADMINISTRATOR	59,478.90	59,478.90	0.00	59,479.20	0.00	6,862.96	66,342.16
0000302674	*BUS OPERATOR	40,643.20	40,643.20	0.00	41,923.63	8,999.18	0.00	50,922.81
0000302080	*JOURNEYMAN ELEC POWER ELECT	43,804.80	43,804.80	0.00	46,150.08	20,223.75	225.00	66,598.83
0000321898	*BUS OPERATOR	37,606.40	40,643.20	3,036.80	41,557.00	5,981.00	0.00	47,538.00
0000318842	*BUS OPERATOR	40,643.20	40,643.20	0.00	41,389.94	5,079.98	0.00	46,469.92
0000324056	*SERVICEPERSON I	29,182.40	31,824.00	2,641.60	26,721.75	0.00	0.00	26,721.75
0000324895	OPTICAL NETWORK ENGINEER	81,000.14	81,000.14	0.00	81,000.40	0.00	0.00	81,000.40
0000323711	*BUS OPERATOR	34,548.80	37,606.40	3,057.60	34,948.06	2,431.27	0.00	37,379.33
0000306032	FOREMAN CUSTODIAL SERVICES	48,172.80	48,172.80	0.00	47,246.40	6,091.08	3,705.60	57,043.08
0000302283	*BUS OPERATOR	40,643.20	40,643.20	0.00	43,771.85	5,072.84	0.00	48,844.69
0000323709	*BUS OPERATOR	28,454.40	28,454.40	0.00	26,030.85	1,361.84	0.00	27,392.69
0000315987	*BUS OPERATOR	40,643.20	40,643.20	0.00	43,660.35	7,732.73	0.00	51,393.08
0000323698	*BUS OPERATOR	34,548.80	37,606.40	3,057.60	36,287.26	4,269.91	0.00	40,557.17
0000315011	SUPV FIELD RESEARCH	0.00	0.00	0.00	24,695.39	2,342.51	0.00	27,037.90
0000319393	*BUS OPERATOR	40,643.20	40,643.20	0.00	42,647.30	2,138.90	0.00	44,786.20
0000305612	*BUS OPERATOR	40,643.20	40,643.20	0.00	41,588.21	1,420.71	0.00	43,008.92
0000305224	ARCHITECT IV (DATE LAST EMPLOYED 01-JAN-12)	63,617.84	63,617.84	0.00	34,256.19	0.00	5,672.76	39,928.95
0000303775	*BUS OPERATOR	40,643.20	40,643.20	0.00	32,040.43	438.24	0.00	32,478.67
0000317404	TRANSIT POLICE OFFICER SR	52,686.40	54,787.20	2,100.80	56,407.79	32,738.34	3,353.50	92,499.63
0000320290	*BUS OPERATOR (DATE LAST EMPLOYED 25-JAN-12)	40,643.20	40,643.20	0.00	22,309.64	548.73	0.00	22,858.37
0000304648	TRANSIT POLICE LIEUTENANT	65,936.00	68,972.80	3,036.80	69,017.70	51,926.54	5,159.60	126,103.84
0000302639	TRANSIT POLICE OFFICER SR	54,787.20	54,787.20	0.00	57,948.00	52,548.50	3,160.80	113,657.30
0000318797	*BUS OPERATOR	40,643.20	40,643.20	0.00	40,354.61	12,832.56	0.00	53,187.17
0000306014	TRANSIT POLICE SERGEANT	60,964.80	63,398.40	2,433.60	63,492.45	16,063.97	3,657.60	83,214.02
0000305513	DISPATCHER-RAIL TRANSPORTATION	48,048.00	48,048.00	0.00	48,048.00	10,354.61	3,696.00	62,098.61
0000324487	STRUCTURAL ENGINEER IV (DATE LAST EMPLOYED 19-JUN-12)	63,576.76	63,576.76	0.00	63,577.56	0.00	0.00	63,577.56
0000322863	*INSPECTOR	41,392.00	43,118.40	1,726.40	42,844.11	1,056.74	225.00	44,125.85
0000304223	DIVISION DISPATCHER	49,649.60	49,649.60	0.00	49,649.60	7,210.94	2,864.40	59,724.94
0000303207	SUPV MOBILITY TRANSPORTATION	44,408.00	44,408.00	0.00	44,408.00	2,327.33	4,697.00	51,432.33
0000303011	CONTRACT PROFESSIONAL	0.00	0.00	0.00	52,137.00	6,790.50	0.00	58,927.50
0000302482	*BUS OPERATOR	40,643.20	40,643.20	0.00	42,458.90	8,120.29	0.00	50,579.19
0000322153	*BUS OPERATOR	37,606.40	40,643.20	3,036.80	38,101.11	1,601.01	0.00	39,702.12
0000304833	INSTRUCTOR BUS OPERATIONS	57,761.60	57,761.60	0.00	58,261.46	3,665.64	6,442.64	68,369.74
0000305220	SUPV RAIL LINE	48,048.00	48,048.00	0.00	48,048.01	6,723.07	6,930.00	61,701.08

MARTOC REPORT

EE NUMBER	TITLE	FY 11	FY 12	DIFFERENCE	REGULAR	OVERTIME	OTHER	TOTAL
		BASE SALARY	BASE SALARY	+/-	EARNINGS	EARNINGS	EARNINGS	EARNINGS
0000303678	*BUS OPERATOR	40,643.20	40,643.20	0.00	35,329.80	422.99	0.00	35,752.79
0000302670	*JOURNEYMAN RAIL CAR MECHANIC	43,804.80	43,804.80	0.00	45,668.58	13,394.21	225.00	59,287.79
0000323530	*BUS OPERATOR	34,548.80	37,606.40	3,057.60	39,003.14	9,698.79	0.00	48,701.93
0000305222	*BUS OPERATOR	40,643.20	40,643.20	0.00	42,091.53	3,923.87	0.00	46,015.40
0000302857	SUPV BUS TRANSPORTATION	50,731.20	50,731.20	0.00	50,731.20	158.54	0.00	50,889.74
0000306482	MOBILITY CUSTOMER CARE REP	36,523.50	36,523.50	0.00	31,771.92	1,039.61	1,896.43	34,707.96
0000306595	*JOURNEYMAN ET-RAIL CAR MAINT	43,804.80	43,804.80	0.00	38,639.85	584.43	225.00	39,449.28
0000304116	CONTRACT SPECIALIST I	37,752.00	48,055.02	10,303.02	46,074.00	145.20	924.15	47,143.35
0000320441	*MOBILITY OPERATOR	28,766.40	30,409.60	1,643.20	29,808.18	9,744.62	110.64	39,663.44
0000305223	*BUS OPERATOR	40,643.20	40,643.20	0.00	40,662.19	2,860.54	0.00	43,522.73
0000306024	*BUS OPERATOR	40,643.20	40,643.20	0.00	41,914.44	1,139.92	0.00	43,054.36
0000323603	*BUS OPERATOR	34,548.80	37,606.40	3,057.60	38,385.48	7,534.82	0.00	45,920.30
0000320046	*JOURNEYMAN SUPPORT EQUIPMENT	43,804.80	43,804.80	0.00	39,642.80	3,885.58	225.00	43,753.38
0000304054	*REVENUE AGENT	41,308.80	41,308.80	0.00	43,643.07	4,796.23	0.00	48,439.30
0000318263	*BUS OPERATOR	40,643.20	40,643.20	0.00	42,471.97	7,117.62	0.00	49,589.59
0000306636	TRANSIT POLICE OFFICER SPECIAL	56,971.20	56,971.20	0.00	61,024.96	40,047.85	2,191.20	103,264.01
0000323533	*BUS OPERATOR	34,548.80	37,606.40	3,057.60	38,613.00	3,149.73	0.00	41,762.73
0000302879	*BUS OPERATOR	40,643.20	40,643.20	0.00	44,632.48	7,993.03	0.00	52,625.51
0000320172	CONTRACT EMP ADMIN SUPPORT	0.00	0.00	0.00	33,409.75	741.01	0.00	34,150.76
0000315147	*SERVICEPERSON I	31,824.00	31,824.00	0.00	31,858.72	183.60	0.00	32,042.32
0000320078	*BUS OPERATOR	40,643.20	40,643.20	0.00	41,564.29	5,062.64	0.00	46,626.93
0000320557	CONTRACT SPECIALIST I	37,752.00	48,055.54	10,303.54	47,659.26	0.00	2,043.98	49,703.24
0000319700	SR ASSOCIATE COUNSEL	94,668.86	94,668.86	0.00	94,669.31	0.00	0.00	94,669.31
0000324047	AGM HUMAN RESOURCES	165,500.14	165,500.14	0.00	152,769.68	0.00	12,730.81	165,500.49
0000302090	*APPRENTICE MECHANIC	34,008.00	36,920.00	2,912.00	29,446.75	1,950.19	0.00	31,396.94
0000317514	BUSINESS ANALYST III	74,486.88	74,486.88	0.00	74,487.14	0.00	1,527.94	76,015.08
0000302198	MGR CUSTOMER CARE CENTER	74,447.62	74,447.62	0.00	71,298.24	0.00	9,068.16	80,366.40
0000306560	TRANSIT POLICE OFFICER SPECIAL	56,971.20	56,971.20	0.00	59,135.01	44,782.89	3,286.80	107,204.70
0000325497	TRANSIT POLICE OFFICER SR (DATE LAST EMPLOYED 28-JUL-12)	41,641.60	45,032.00	3,390.40	42,052.02	6,749.30	0.00	48,801.32
0000316509	*STATION AGENT	37,169.60	37,169.60	0.00	37,821.91	2,070.74	0.00	39,892.65
0000314979	RAIL SERVICES CONTROLLER	57,720.00	57,720.00	0.00	57,720.00	3,704.66	1,110.00	62,534.66
0000303927	*BUS OPERATOR	40,643.20	40,643.20	0.00	48,923.45	32,230.62	0.00	81,154.07
0000303291	*BUS OPERATOR	40,643.20	40,643.20	0.00	41,890.64	11,270.91	0.00	53,161.55
0000326060	BUILDING MAINT SPEC II	48,900.80	48,900.80	0.00	48,900.82	0.00	0.00	48,900.82
0000319412	SR TECHNICAL SERVICES ENGINEER	87,964.24	87,964.24	0.00	61,913.67	0.00	6,745.29	68,658.96

MARTOC REPORT

EE NUMBER	TITLE	FY 11 BASE SALARY	FY 12 BASE SALARY	DIFFERENCE +/-	REGULAR EARNINGS	OVERTIME EARNINGS	OTHER EARNINGS	TOTAL EARNINGS
0000322551	(DATE LAST EMPLOYED 02-MAR-12) *BUS OPERATOR	37,606.40	40,643.20	3,036.80	40,285.18	4,600.05	0.00	44,885.23
0000307703	GRANT WRITER	52,500.24	52,500.24	0.00	52,500.82	0.00	0.00	52,500.82
0000305818	*JOURNEYMAN ET-RAIL CAR MAINT	43,804.80	43,804.80	0.00	44,073.28	2,621.98	225.00	46,920.26
0000303756	DIR CONTRACTS PROC MATERIALS	103,246.52	103,246.52	0.00	103,246.63	0.00	11,119.93	114,366.56
0000303526	TRANSIT POLICE SERGEANT	63,398.40	65,936.00	2,537.60	66,454.34	21,198.03	0.00	87,652.37
0000303531	ACCOUNTANT III	57,910.06	57,910.06	0.00	57,910.43	0.00	5,353.87	63,264.30
0000315524	*SERVICEPERSON II	31,824.00	31,824.00	0.00	32,842.39	74.61	0.00	32,917.00
0000319701	ACCOUNTING SPECIALIST III	36,972.00	43,953.00	6,981.00	41,051.23	2,852.49	1,299.58	45,203.30
0000305295	SYSTEM SAFETY OFFICER	60,279.44	60,279.44	0.00	60,280.00	0.00	3,091.26	63,371.26
0000305571	QA ENGINEER	83,179.98	83,179.98	0.00	82,862.86	0.00	319.93	83,182.79
0000320582	*SERVICEPERSON II	31,824.00	31,824.00	0.00	33,246.91	12,129.26	0.00	45,376.17
0000326789	INFORMATION SYS ANALYST III	73,760.18	73,760.18	0.00	73,760.55	0.00	0.00	73,760.55
0000302211	ASST SUPT MOBILITY DISPATCH	48,650.16	48,650.16	0.00	48,650.50	0.00	5,239.27	53,889.77
0000303086	*BUS OPERATOR	40,643.20	40,643.20	0.00	25,472.35	2,158.87	0.00	27,631.22
0000303653	*BUS OPERATOR	40,643.20	40,643.20	0.00	40,855.89	3,839.95	0.00	44,695.84
0000326539	*MOBILITY OPERATOR	23,358.40	23,358.40	0.00	20,491.20	80.05	0.00	20,571.25
0000303841	*BUS OPERATOR	40,643.20	40,643.20	0.00	41,355.30	3,486.79	0.00	44,842.09
0000304366	*INSPECTOR	43,118.40	43,118.40	0.00	45,158.48	10,471.32	225.00	55,854.80
0000305473	TRANSIT POLICE SERGEANT	63,398.40	63,398.40	0.00	65,501.52	23,340.06	5,791.20	94,632.78
0000302873	*BUS OPERATOR	40,643.20	40,643.20	0.00	44,527.57	16,788.67	0.00	61,316.24
0000319450	*SERVICEPERSON IV	34,008.00	34,008.00	0.00	35,824.34	15,436.97	0.00	51,261.31
0000304696	DISPATCHER-RAIL TRANSPORTATION	52,249.60	52,249.60	0.00	52,249.60	16,427.23	7,234.56	75,911.39
0000306017	DIR ADMINISTRATIVE SERVICES (DATE LAST EMPLOYED 01-MAY-12)	101,576.02	101,576.02	0.00	83,995.86	0.00	7,582.28	91,578.14
0000321432	GEN SUPT MOBILITY	73,000.20	73,000.20	0.00	73,000.25	0.00	6,176.94	79,177.19
0000306131	EXEC DIR DIVERSITY & EQUAL OPP (DATE LAST EMPLOYED 01-JUL-12)	112,334.56	112,334.56	0.00	112,335.09	0.00	12,961.71	125,296.80
0000317610	EEO DBE ANALYST (DATE LAST EMPLOYED 23-SEP-11)	56,008.68	56,008.68	0.00	14,806.49	0.00	10,941.23	25,747.72
0000302635	*BUS OPERATOR	40,643.20	40,643.20	0.00	40,255.97	184.66	0.00	40,440.63
0000321016	*SERVICEPERSON I (A)	29,182.40	29,182.40	0.00	19,552.80	374.97	90.70	20,018.47
0000306610	*BUS OPERATOR	40,643.20	40,643.20	0.00	41,203.08	1,819.78	0.00	43,022.86
0000326344	GEN SUPT CONTROL CENTER	90,030.20	90,030.20	0.00	90,030.20	0.00	0.00	90,030.20
0000323704	*BUS OPERATOR	34,548.80	37,606.40	3,057.60	34,604.27	2,222.19	0.00	36,826.46
0000320685	*BUS OPERATOR	40,643.20	40,643.20	0.00	42,256.81	5,526.14	0.00	47,782.95
0000321979	*JOURNEYMAN RAIL CAR MECHANIC	43,804.80	43,804.80	0.00	44,370.59	2,440.35	225.00	47,035.94
0000319893	*JOURNEYMAN ET-TRAIN CONTROL	41,080.00	41,080.00	0.00	23,909.48	0.00	0.00	23,909.48

MARTOC REPORT

EE NUMBER	TITLE	FY 11 BASE SALARY	FY 12 BASE SALARY	DIFFERENCE +/-	REGULAR EARNINGS	OVERTIME EARNINGS	OTHER EARNINGS	TOTAL EARNINGS
0000303954	ELEV ESCALATOR SAFE INSPEC II	67,002.00	67,002.00	0.00	67,002.00	0.00	2,577.00	69,579.00
0000302852	SUPV RAIL LINE	48,048.00	48,048.00	0.00	47,793.90	11,833.06	5,082.00	64,708.96
0000304709	TRANSIT POLICE SERGEANT	65,936.00	65,936.00	0.00	67,219.85	50,212.92	2,536.00	119,968.77
0000305155	*BUS OPERATOR	40,643.20	40,643.20	0.00	40,807.24	16,635.82	0.00	57,443.06
0000316422	*REPROGRAPHICS SPEC I	26,395.20	26,395.20	0.00	26,711.72	0.00	0.00	26,711.72
0000302699	*INSPECTOR	43,118.40	43,118.40	0.00	47,863.81	13,968.69	945.90	62,778.40
0000302689	*HOSTLER JUNIOR APPRENTICE	30,409.60	32,281.60	1,872.00	32,812.95	16,328.74	0.00	49,141.69
0000306263	*JOURNEYMAN ELEC POWER ELECT	43,804.80	43,804.80	0.00	42,864.17	1,512.59	225.00	44,601.76
0000304846	*RAIL STATION CLEANER	28,412.80	28,412.80	0.00	29,985.89	3,278.40	0.00	33,264.29
0000322736	*INSPECTOR	41,392.00	43,118.40	1,726.40	43,822.77	13,648.48	225.00	57,696.25
0000302964	*BUS OPERATOR	40,643.20	40,643.20	0.00	38,576.55	5,223.27	0.00	43,799.82
0000303013	*RAIL OPERATOR	40,643.20	40,643.20	0.00	22,897.65	1,875.88	0.00	24,773.53
0000324226	(DATE LAST EMPLOYED 01-APR-12) SR GRAPHICS DESIGNER	50,703.38	50,703.38	0.00	49,250.62	0.00	0.00	49,250.62
0000306348	PURCHASE CARD ADMINISTRATOR	57,317.78	57,317.78	0.00	57,318.12	0.00	5,511.33	62,829.45
0000304069	*TRACK WALKER	43,118.40	43,118.40	0.00	42,242.46	3,451.57	207.30	45,901.33
0000304663	*RAIL OPERATOR	40,643.20	40,643.20	0.00	45,910.43	21,751.10	0.00	67,661.53
0000324396	*JOURNEYMAN ET-TRAIN CONTROL	42,390.40	43,804.80	1,414.40	46,856.08	24,304.59	225.00	71,385.67
0000303055	*JOURNEYMAN SUPPORT EQUIPMENT	43,804.80	43,804.80	0.00	45,118.41	3,775.02	225.00	49,118.43
0000305991	*JOURNEYMAN ELEC POWER ELECT	43,804.80	43,804.80	0.00	46,553.61	6,847.19	225.00	53,625.80
0000322806	*BUS OPERATOR	37,606.40	40,643.20	3,036.80	41,433.96	17,154.96	0.00	58,588.92
0000320494	MEDIA SALES REP	22,620.00	22,620.00	0.00	20,996.15	4,391.67	0.00	25,387.82
0000302776	TRANSIT POLICE SERGEANT	65,936.00	65,936.00	0.00	66,575.39	32,714.48	3,487.00	102,776.87
0000320612	*SERVICEPERSON IV	34,008.00	34,008.00	0.00	32,745.93	459.88	0.00	33,205.81
0000306003	*BUS OPERATOR	40,643.20	40,643.20	0.00	41,000.38	1,717.96	0.00	42,718.34
0000327135	CONTRACT SPECIALIST III	67,998.06	67,998.06	0.00	58,867.45	0.00	0.00	58,867.45
0000306620	TRANSIT POLICE SERGEANT	60,964.80	63,398.40	2,433.60	62,305.51	9,282.06	3,669.54	75,257.11
0000302532	*JOURNEYMAN ET-TRAIN CONTROL	43,804.80	43,804.80	0.00	44,960.45	7,976.52	225.00	53,161.97
0000305268	MGR TECHNOLOGY BUS DEVELOP	87,262.24	87,262.24	0.00	87,262.76	0.00	3,356.26	90,619.02
0000318545	*TRACK MAINTAINER	43,118.40	43,118.40	0.00	43,702.24	5,768.20	0.00	49,470.44
0000304820	SUPV BUS TRANSPORTATION	51,168.00	51,168.00	0.00	51,168.00	0.00	0.00	51,168.00
0000323633	BUSINESS PROCESS ANALYST	73,256.30	80,582.06	7,325.76	73,256.56	0.00	976.76	74,233.32
0000302856	SUPV CUSTOMER INFO CENTR	53,266.20	53,266.20	0.00	53,266.32	0.00	3,451.66	56,717.98
0000320233	DEPUTY CHIEF OF OPERATIONS	99,275.28	99,275.28	0.00	99,275.36	0.00	6,872.91	106,148.27
0000314813	*BUS OPERATOR	40,643.20	40,643.20	0.00	40,828.92	900.00	0.00	41,728.92

MARTOC REPORT

EE NUMBER	TITLE	FY 11	FY 12	DIFFERENCE	REGULAR	OVERTIME	OTHER	TOTAL
		BASE SALARY	BASE SALARY	+/-	EARNINGS	EARNINGS	EARNINGS	EARNINGS
0000315389	*BUS OPERATOR	40,643.20	40,643.20	0.00	24,512.71	156.06	0.00	24,668.77
0000303661	DISPATCHER RADIO COMMUNICATION	51,168.00	51,168.00	0.00	50,995.80	6,710.64	2,935.52	60,641.96
0000304620	CONTRACT PROFESSIONAL	56,940.00	56,940.00	0.00	24,257.90	1,635.20	0.00	25,893.10
0000302539	*BUS OPERATOR	40,643.20	40,643.20	0.00	40,083.42	21,219.32	0.00	61,302.74
0000302436	*JOURNEYMAN SUPPORT EQUIPMENT	43,804.80	43,804.80	0.00	50,405.40	14,744.66	225.00	65,375.06
0000321024	*BUS OPERATOR	40,643.20	40,643.20	0.00	35,963.70	4,564.35	0.00	40,528.05
0000320099	*JOURNEYMAN SUPPORT EQUIPMENT	43,804.80	43,804.80	0.00	44,202.29	2,329.79	225.00	46,757.08
0000303710	SUPV BUS MAINTENANCE	53,497.60	53,497.60	0.00	53,240.40	19,984.44	4,372.40	77,597.24
0000323066	NETWORK OPERATIONS CENTER TECH	57,889.00	57,889.00	0.00	57,889.52	0.00	2,573.55	60,463.07
0000304968	*INSPECTOR	43,118.40	43,118.40	0.00	42,688.56	9,693.99	225.00	52,607.55
0000318400	*SERVICEPERSON IV	34,008.00	34,008.00	0.00	35,041.94	11,907.10	523.20	47,472.24
0000303362	*BUS OPERATOR	40,643.20	40,643.20	0.00	31,431.07	14,652.97	0.00	46,084.04
0000302965	SUPV COMMUNICATIONS	47,299.20	47,299.20	0.00	47,246.00	21,016.21	0.00	68,262.21
0000320929	*SERVICEPERSON IV	34,008.00	34,008.00	0.00	33,028.02	6,070.06	0.00	39,098.08
0000306273	*MOBILITY OPERATOR	30,409.60	30,409.60	0.00	29,536.07	5.49	0.00	29,541.56
0000305648	*BUS OPERATOR	40,643.20	40,643.20	0.00	41,992.80	778.55	0.00	42,771.35
0000305649	GEN SUPT BUS TRANS OPERATIONS	75,289.50	75,289.50	0.00	75,289.76	0.00	5,227.03	80,516.79
0000317637	RECRUITING TECHNICIAN II	39,292.50	39,292.50	0.00	39,292.77	0.00	1,511.25	40,804.02
0000322665	*BUS OPERATOR	37,606.40	40,643.20	3,036.80	39,244.47	2,506.86	0.00	41,751.33
0000303092	*BUS OPERATOR	40,643.20	40,643.20	0.00	41,358.91	8,400.87	0.00	49,759.78
0000305867	*BUS OPERATOR	40,643.20	40,643.20	0.00	41,887.74	9,887.67	199.70	51,975.11
0000321866	*RAIL STATION CLEANER	28,412.80	28,412.80	0.00	28,899.92	0.00	0.00	28,899.92
0000327687	*INSPECTOR	39,603.20	39,603.20	0.00	24,109.40	878.22	0.00	24,987.62
0000320451	*RAIL STATION CLEANER	28,412.80	28,412.80	0.00	28,889.68	1,639.20	0.00	30,528.88
0000320450	*RAIL STATION CLEANER	28,412.80	28,412.80	0.00	23,116.02	245.89	0.00	23,361.91
0000321536	*BUS OPERATOR	37,606.40	40,643.20	3,036.80	42,431.05	3,148.62	0.00	45,579.67
0000320893	*CUSTOMER INFORMATION OPERATOR	31,699.20	31,699.20	0.00	28,693.11	1,314.46	0.00	30,007.57
0000302234	*BUS OPERATOR	40,643.20	40,643.20	0.00	44,549.64	16,171.94	0.00	60,721.58
0000320246	IT PROJECT MANAGER (DATE LAST EMPLOYED 13-APR-12)	72,000.24	72,000.24	0.00	59,538.78	0.00	11,116.84	70,655.62
0000304908	JOC WORK ORDER COORDINATOR	54,995.20	60,938.80	5,943.60	56,892.94	2,961.28	846.08	60,700.30
0000303002	*BUS OPERATOR	40,643.20	40,643.20	0.00	46,822.63	21,981.67	0.00	68,804.30
0000303737	*RAIL STATION CLEANER	28,412.80	28,412.80	0.00	28,507.20	327.84	0.00	28,835.04
0000327033	*JOURNEYMAN ET-RAIL CAR MAINT	41,080.00	41,080.00	0.00	37,174.58	2,732.91	225.00	40,132.49
0000304713	*JOURNEYMAN ET-RAIL CAR MAINT	43,804.80	43,804.80	0.00	41,993.65	442.29	225.00	42,660.94
0000306141	*REVENUE AGENT	41,308.80	41,308.80	0.00	42,301.81	4,736.69	0.00	47,038.50

MARTOC REPORT

EE NUMBER	TITLE	FY 11 BASE SALARY	FY 12 BASE SALARY	DIFFERENCE +/-	REGULAR EARNINGS	OVERTIME EARNINGS	OTHER EARNINGS	TOTAL EARNINGS
0000320752	*MOBILITY OPERATOR	26,083.20	27,414.40	1,331.20	25,774.14	4,150.22	105.44	30,029.80
0000304329	AGM CHF POLICE & EMERG MGMT	140,172.50	140,172.50	0.00	139,633.66	0.00	16,712.90	156,346.56
0000318114	*BUS OPERATOR	40,643.20	40,643.20	0.00	41,862.85	3,288.24	0.00	45,151.09
0000305536	*BUS OPERATOR	40,643.20	40,643.20	0.00	41,828.87	10,371.58	198.34	52,398.79
0000304153	*CUSTOMER INFORMATION OPERATOR	31,699.20	31,699.20	0.00	31,367.73	1,354.47	0.00	32,722.20
0000320350	*BUS OPERATOR	40,643.20	40,643.20	0.00	40,547.34	4,796.48	0.00	45,343.82
0000325572	LEGAL DEPARTMENT ADMINISTRATOR	62,750.22	62,750.22	0.00	60,819.72	0.00	1,930.79	62,750.51
0000322487	*SERVICEPERSON I (A)	32,281.60	32,281.60	0.00	31,194.92	698.40	0.00	31,893.32
0000315288	MGR MEDIA SALES	67,716.48	67,716.48	0.00	67,716.82	0.00	0.00	67,716.82
0000306125	DEPARTMENT ADMINISTRATOR	55,580.20	55,580.20	0.00	54,939.53	0.00	5,558.63	60,498.16
0000306512	SR DIR TRANSIT SYSTEM PLANNING (DATE LAST EMPLOYED 01-MAY-12)	108,892.16	108,892.16	0.00	87,113.89	0.00	7,625.25	94,739.14
0000305774	*JOURNEYMAN RAIL CAR MECHANIC	43,804.80	43,804.80	0.00	44,637.21	2,045.47	225.00	46,907.68
0000302192	*BUS OPERATOR	40,643.20	40,643.20	0.00	46,622.95	852.11	0.00	47,475.06
0000306654	ACCOUNTING SPECIALIST III	44,128.50	44,128.50	0.00	44,140.07	0.00	0.00	44,140.07
0000320742	*BUS OPERATOR	40,643.20	40,643.20	0.00	42,538.73	4,751.14	0.00	47,289.87
0000324252	DIVERSITY EEO INVESTIGATOR	56,008.68	56,008.68	0.00	56,008.89	0.00	2,154.18	58,163.07
0000304158	CONTRACT PROFESSIONAL	0.00	0.00	0.00	35,280.00	202.50	0.00	35,482.50
0000324182	*RAIL STATION CLEANER	31,824.00	28,412.80	-3,411.20	31,606.89	5,936.89	0.00	37,543.78
0000320833	*BUS OPERATOR	40,643.20	40,643.20	0.00	45,404.96	15,952.30	0.00	61,357.26
0000327672	CONTRACT PROFESSIONAL	53,001.00	53,001.00	0.00	28,994.89	87.96	0.00	29,082.85
0000303432	TRANSIT POLICE SERGEANT	65,936.00	65,936.00	0.00	66,958.33	10,484.86	4,564.80	82,007.99
0000303767	ENTERPRISE UNIX SYS ENGINEER	62,204.22	62,204.22	0.00	62,204.48	0.00	8,141.13	70,345.61
0000318147	FIELD INSPECTOR	53,999.98	53,999.98	0.00	52,463.50	10,924.89	0.00	63,388.39
0000320318	*RAIL STATION CLEANER	28,412.80	28,412.80	0.00	29,168.62	3,278.40	0.00	32,447.02
0000323908	CONTRACT SPECIALIST III	62,751.00	67,998.06	5,247.06	66,929.38	0.00	261.54	67,190.92
0000305375	*BUS OPERATOR	40,643.20	40,643.20	0.00	44,733.70	15,083.04	204.20	60,020.94
0000303501	*INSPECTOR	43,118.40	43,118.40	0.00	44,552.15	8,613.52	225.00	53,390.67
0000303864	*BUS OPERATOR	40,643.20	40,643.20	0.00	44,217.24	25,747.04	0.00	69,964.28
0000323697	*JOURNEYMAN ET-TRAIN CONTROL	42,390.40	43,804.80	1,414.40	41,854.48	15,917.36	435.60	58,207.44
0000320983	*RAIL OPERATOR	40,643.20	40,643.20	0.00	36,536.28	2,312.73	0.00	38,849.01
0000306544	TRANSIT POLICE MAJOR	85,489.56	85,489.56	0.00	87,660.25	0.00	10,247.81	97,908.06
0000315437	*SR TRAFFIC CHECKER	32,427.20	32,427.20	0.00	33,331.45	8,676.00	0.00	42,007.45
0000304415	*STATION AGENT	37,169.60	37,169.60	0.00	38,931.24	12,625.19	0.00	51,556.43
0000318546	*MOBILITY OPERATOR	30,409.60	30,409.60	0.00	33,881.90	6,420.13	0.00	40,302.03

MARTOC REPORT

EE NUMBER	TITLE	FY 11	FY 12	DIFFERENCE	REGULAR	OVERTIME	OTHER	TOTAL
		BASE SALARY	BASE SALARY	+/-	EARNINGS	EARNINGS	EARNINGS	EARNINGS
0000321030	*BUS OPERATOR	40,643.20	40,643.20	0.00	36,253.96	9,225.29	0.00	45,479.25
0000306762	MGR CONFIGURATION MGMT	89,570.00	89,570.00	0.00	89,570.14	0.00	0.00	89,570.14
0000304814	*BUS OPERATOR	40,643.20	40,643.20	0.00	43,919.55	8,560.46	0.00	52,480.01
0000304615	SR CONFIG MGMT SPECIALIST	60,000.20	60,000.20	0.00	60,000.47	0.00	3,230.78	63,231.25
0000315278	*RAIL OPERATOR	40,643.20	40,643.20	0.00	41,580.65	2,085.38	0.00	43,666.03
0000319183	*TRACK MAINTAINER	43,118.40	43,118.40	0.00	43,847.36	831.82	207.30	44,886.48
0000306189	*SECRETARY (N9)	31,699.20	34,819.20	3,120.00	35,071.59	138.11	0.00	35,209.70
0000302605	*MATERIAL CONTROLLER	42,369.60	42,369.60	0.00	45,746.77	2,612.49	0.00	48,359.26
0000303556	GEN SUPT RAIL LINE	79,967.94	79,967.94	0.00	74,432.00	0.00	11,072.52	85,504.52
0000326195	*INSPECTOR	39,603.20	40,643.20	1,040.00	40,666.26	3,836.03	225.00	44,727.29
0000304248	DISPATCHER RADIO COMMUNICATION	52,312.00	52,312.00	0.00	52,312.00	867.68	2,012.00	55,191.68
0000306929	*BUS OPERATOR	40,643.20	40,643.20	0.00	42,184.41	15,873.51	0.00	58,057.92
0000319418	*JOURNEYMAN ELEC POWER ELECT	39,603.20	41,080.00	1,476.80	40,268.78	14,026.37	450.00	54,745.15
0000306058	FOREMAN TRACK & STRCT	52,104.00	52,104.00	0.00	52,104.02	9,681.92	0.00	61,785.94
0000308348	INFORMATION SYS ANALYST III	72,450.30	72,450.30	0.00	72,450.61	0.00	3,065.21	75,515.82
0000303482	SR COST ESTIMATOR	63,359.14	74,369.36	11,010.22	69,711.72	0.00	5,621.65	75,333.37
0000302216	*AA INSPECTOR	43,118.40	43,804.80	686.40	43,856.84	851.13	225.00	44,932.97
0000305787	MGR AUDIT	79,352.00	79,352.00	0.00	76,300.08	0.00	5,493.60	81,793.68
0000304795	*BUS OPERATOR	40,643.20	40,643.20	0.00	44,053.07	10,521.98	0.00	54,575.05
0000303633	*BUS OPERATOR	40,643.20	40,643.20	0.00	45,043.22	23,341.14	0.00	68,384.36
0000322134	*BUS OPERATOR	37,606.40	40,643.20	3,036.80	44,139.23	3,954.17	0.00	48,093.40
0000327796	AFFIRM ACT ADMINISTRATOR	73,759.92	73,759.92	0.00	31,773.57	0.00	0.00	31,773.57
0000315523	*SERVICEPERSON IV	34,008.00	34,008.00	0.00	36,126.17	15,591.93	0.00	51,718.10
0000319317	LINE SUPERVISOR	49,628.80	49,628.80	0.00	37,114.23	10,701.21	0.00	47,815.44
0000323242	*RAIL OPERATOR	34,548.80	37,606.40	3,057.60	37,340.79	8,639.43	0.00	45,980.22
0000304435	*JOURNEYMAN ELEC POWER ELECT	43,804.80	43,804.80	0.00	44,494.26	5,788.94	225.00	50,508.20
0000304055	*BUS OPERATOR	40,643.20	40,643.20	0.00	30,981.81	296.07	0.00	31,277.88
0000303982	INSTRUCTOR CAR MAINT MECH	48,984.00	48,984.00	0.00	46,593.70	0.00	1,884.00	48,477.70
0000325243	CJIT-CALL TAKER	29,827.20	29,827.20	0.00	31,360.17	6,035.76	0.00	37,395.93
0000306354	MGR ACCOUNTING	91,598.00	91,598.00	0.00	91,245.85	0.00	27,205.56	118,451.41
0000304867	*JOURNEYMAN BODY REPAIR	43,804.80	43,804.80	0.00	34,466.34	0.00	435.60	34,901.94
0000306386	EXECUTIVE MGR TO BOARD OF DIR	89,453.26	89,453.26	0.00	89,453.73	0.00	8,601.30	98,055.03
0000304640	MGR TRACK & STRCT	82,354.74	82,354.74	0.00	82,355.05	0.00	12,669.97	95,025.02
0000311975	*SERVICEPERSON I	28,828.80	30,472.00	1,643.20	29,591.19	0.00	0.00	29,591.19
0000316572	*TRACK WALKER	43,118.40	43,118.40	0.00	44,018.42	2,705.29	0.00	46,723.71

MARTOC REPORT

EE NUMBER	TITLE	FY 11 BASE SALARY	FY 12 BASE SALARY	DIFFERENCE +/-	REGULAR EARNINGS	OVERTIME EARNINGS	OTHER EARNINGS	TOTAL EARNINGS
0000302923	*BUS OPERATOR	40,643.20	40,643.20	0.00	43,713.64	751.60	0.00	44,465.24
0000326037	TRANSIT POLICE OFFICER	40,040.00	41,641.60	1,601.60	40,866.44	4,239.38	2,156.00	47,261.82
0000315115	*BUS OPERATOR	40,643.20	40,643.20	0.00	28,777.13	2,711.00	0.00	31,488.13
0000322457	*BUS OPERATOR	31,491.20	31,491.20	0.00	26,119.13	1,516.22	0.00	27,635.35
0000317765	*JOURNEYMAN RAIL CAR MECHANIC	43,804.80	43,804.80	0.00	44,666.59	6,665.54	225.00	51,557.13
0000321220	TRANSIT POLICE OFFICER SR (DATE LAST EMPLOYED 18-MAY-12)	48,713.60	50,668.80	1,955.20	45,602.83	17,645.39	5,446.92	68,695.14
0000319524	SUPV RAIL CAR APPEARANCE	48,048.00	48,048.00	0.00	48,048.00	3,016.86	4,158.00	55,222.86
0000304536	MGR ROOFING PROGRAM	92,340.82	92,340.82	0.00	92,341.53	0.00	0.00	92,341.53
0000326471	*JOURNEYMAN ELEC POWER ELECT	39,603.20	41,080.00	1,476.80	40,128.79	10,446.36	450.00	51,025.15
0000305799	DIR RAIL MAINTENANCE	106,080.26	106,080.26	0.00	106,080.68	0.00	13,767.06	119,847.74
0000305728	*BUS OPERATOR	40,643.20	40,643.20	0.00	41,423.54	4,287.62	0.00	45,711.16
0000321477	*RAIL OPERATOR	37,606.40	40,643.20	3,036.80	41,206.58	23,543.66	0.00	64,750.24
0000326874	*BUS OPERATOR	28,454.40	28,454.40	0.00	26,316.62	2,702.84	0.00	29,019.46
0000321426	*BUS OPERATOR	37,606.40	40,643.20	3,036.80	41,726.08	5,851.50	0.00	47,577.58
0000305551	TRANSIT POLICE OFFICER SR	52,686.40	54,787.20	2,100.80	49,297.42	60,586.00	8,428.80	118,312.22
0000306428	TRANSIT POLICE OFFICER SR	54,787.20	54,787.20	0.00	54,850.60	1,600.16	0.00	56,450.76
0000321569	TRANSIT POLICE OFFICER SPECIAL	52,686.40	54,787.20	2,100.80	53,775.61	46,164.01	0.00	99,939.62
0000304094	SUPT CONTROL CENTER	70,754.58	70,754.58	0.00	69,394.22	0.00	5,442.68	74,836.90
0000315361	SUPV BUS TRANSPORTATION	40,643.20	48,048.00	7,404.80	50,425.02	11,345.71	0.00	61,770.73
0000321374	TRANSIT POLICE OFFICER SR	48,713.60	50,668.80	1,955.20	49,915.42	16,294.28	4,066.00	70,275.70
0000320498	*APPRENTICE MECHANIC	34,008.00	36,920.00	2,912.00	35,903.68	3,464.25	0.00	39,367.93
0000316018	*TRACK WALKER (DATE LAST EMPLOYED 11-APR-12)	43,118.40	43,118.40	0.00	39,034.69	2,028.98	0.00	41,063.67
0000304633	INSTRUCTOR CAR MAINT MECH	59,488.00	59,488.00	0.00	48,963.20	0.00	8,736.54	57,699.74
0000302849	*BUS OPERATOR	40,643.20	40,643.20	0.00	40,694.24	3,203.29	0.00	43,897.53
0000303156	*RAIL OPERATOR	40,643.20	40,643.20	0.00	40,715.19	1,004.88	0.00	41,720.07
0000319714	*JOURNEYMAN RAIL CAR MECHANIC	43,804.80	43,804.80	0.00	44,543.29	0.00	225.00	44,768.29
0000303937	DISPATCHER RADIO COMMUNICATION	50,731.20	50,731.20	0.00	50,731.20	14,414.50	7,060.91	72,206.61
0000303729	*BUS OPERATOR	40,643.20	40,643.20	0.00	41,371.60	3,650.39	0.00	45,021.99
0000304399	*STATION AGENT	37,169.60	37,169.60	0.00	39,001.38	10,360.25	0.00	49,361.63
0000316068	*SERVICEPERSON I	32,281.60	31,824.00	-457.60	32,168.16	1,391.78	0.00	33,559.94
0000327461	*BUS OPERATOR	28,454.40	28,454.40	0.00	19,800.41	1,260.68	0.00	21,061.09
0000305550	SUPV FARE MEDIA ENCODING	55,224.00	55,224.00	0.00	55,224.00	0.00	2,124.00	57,348.00
0000324725	*BUS OPERATOR	34,548.80	34,548.80	0.00	34,262.96	3,190.84	0.00	37,453.80
0000321375	TRANSIT POLICE OFFICER SR (DATE LAST EMPLOYED 12-DEC-11)	52,686.40	52,686.40	0.00	26,596.50	3,609.54	2,583.66	32,789.70

MARTOC REPORT

EE NUMBER	TITLE	FY 11	FY 12	DIFFERENCE	REGULAR	OVERTIME	OTHER	TOTAL
		BASE SALARY	BASE SALARY	+/-	EARNINGS	EARNINGS	EARNINGS	EARNINGS
0000305719	*BUS OPERATOR	40,643.20	40,643.20	0.00	27,787.44	19.64	0.00	27,807.08
0000322932	*BUS OPERATOR	37,606.40	40,643.20	3,036.80	36,993.94	3,751.55	0.00	40,745.49
0000322694	*BUS OPERATOR	37,606.40	40,643.20	3,036.80	40,504.08	2,371.00	0.00	42,875.08
0000303623	*BUS OPERATOR (DATE LAST EMPLOYED 01-JAN-12)	40,643.20	40,643.20	0.00	22,260.99	4,410.96	0.00	26,671.95
0000320421	*BUS OPERATOR	40,643.20	40,643.20	0.00	41,686.47	3,041.98	0.00	44,728.45
0000305925	*JOURNEYMAN RAIL CAR MECHANIC	43,804.80	43,804.80	0.00	46,168.04	4,935.97	225.00	51,329.01
0000304355	*JOURNEYMAN OVERHAULER	43,804.80	43,804.80	0.00	43,563.55	1,461.04	225.00	45,249.59
0000327212	TRANSIT POLICE OFFICER SR	43,305.60	43,305.60	0.00	36,643.20	16,583.16	0.00	53,226.36
0000305793	*AA INSPECTOR	43,118.40	43,804.80	686.40	46,826.30	27,945.64	225.00	74,996.94
0000303370	*BUS OPERATOR	40,643.20	40,643.20	0.00	40,638.10	423.63	0.00	41,061.73
0000303154	*SERVICEPERSON I	31,824.00	31,824.00	0.00	31,498.72	424.58	0.00	31,923.30
0000320158	*MOBILITY OPERATOR	28,766.40	30,409.60	1,643.20	25,632.00	2,435.52	0.00	28,067.52
0000303875	REDUCED FARE REPRESENTATIVE	24,394.50	24,394.50	0.00	19,697.13	0.00	375.30	20,072.43
0000302448	*DYNAMOMETER OPERATOR	43,118.40	43,804.80	686.40	48,726.73	14,135.31	225.00	63,087.04
0000302960	*JOURNEYMAN OVERHAULER	43,804.80	43,804.80	0.00	45,028.17	758.16	225.00	46,011.33
0000303871	*RAIL STATION CLEANER	28,412.80	28,412.80	0.00	28,715.51	1,413.81	0.00	30,129.32
0000302462	*JOURNEYMAN ET-RADIO MAINT	43,804.80	43,804.80	0.00	47,938.44	3,798.73	393.48	52,130.65
0000324859	*JOURNEYMAN ET-RAIL CAR MAINT	23,358.40	41,080.00	17,721.60	40,259.28	1,974.34	225.00	42,458.62
0000323668	*BUS OPERATOR	34,548.80	37,606.40	3,057.60	33,752.97	1,115.41	0.00	34,868.38
0000316654	*MOBILITY OPERATOR	30,409.60	30,409.60	0.00	30,510.66	575.77	0.00	31,086.43
0000323416	*BUS OPERATOR	34,548.80	37,606.40	3,057.60	32,697.12	6,255.58	0.00	38,952.70
0000326468	*JOURNEYMAN ELEC POWER ELECT	39,603.20	41,080.00	1,476.80	39,093.22	9,544.75	450.00	49,087.97
0000303876	SUPT BUS TRANSPORTATION (DATE LAST EMPLOYED 01-JUN-12)	64,793.04	64,793.04	0.00	59,648.97	0.00	2,853.22	62,502.19
0000314299	DGM CHF OPERATIONS OFFICER	231,000.12	231,000.12	0.00	245,892.89	0.00	20,434.66	266,327.55
0000321733	DIR ENTERPRISE TECHNOLOGY	104,000.00	104,000.00	0.00	104,000.00	0.00	7,221.87	111,221.87
0000306538	*INSPECTOR	43,118.40	43,118.40	0.00	44,661.00	5,488.39	225.00	50,374.39
0000320383	*RAIL STATION CLEANER	28,412.80	28,412.80	0.00	29,087.75	6,300.69	0.00	35,388.44
0000323676	*BUS OPERATOR	34,548.80	37,606.40	3,057.60	36,993.57	5,271.55	0.00	42,265.12
0000327280	*BUS OPERATOR	28,454.40	28,454.40	0.00	21,685.75	3,333.21	0.00	25,018.96
0000315363	TRANSIT POLICE OFFICER SR	54,787.20	54,787.20	0.00	54,997.92	41,722.68	5,847.48	102,568.08
0000318835	*BUS OPERATOR	40,643.20	40,643.20	0.00	41,919.48	10,058.62	0.00	51,978.10
0000306537	SUPV FIELD RESEARCH	0.00	0.00	0.00	28,567.50	5,906.34	0.00	34,473.84
0000306574	ELEV ESCALATOR SAFE INSPEC II	67,002.00	67,002.00	0.00	67,002.00	17,351.80	7,731.00	92,084.80
0000306562	SR FINANCIAL ANALYST	79,009.06	79,009.06	0.00	78,401.78	0.00	17,321.28	95,723.06
0000326469	*JOURNEYMAN ELEC POWER ELECT	39,603.20	41,080.00	1,476.80	41,457.17	8,349.83	450.00	50,257.00

MARTOC REPORT

EE NUMBER	TITLE	FY 11	FY 12	DIFFERENCE	REGULAR	OVERTIME	OTHER	TOTAL
		BASE SALARY	BASE SALARY	+/-	EARNINGS	EARNINGS	EARNINGS	EARNINGS
0000314749	*BUS OPERATOR	40,643.20	40,643.20	0.00	42,693.13	6,413.57	0.00	49,106.70
0000305691	*BUS OPERATOR	34,548.80	37,606.40	3,057.60	36,601.45	7,858.19	0.00	44,459.64
0000302430	OFFICE ADMINISTRATOR II	58,299.28	58,299.28	0.00	50,003.72	0.00	8,296.47	58,300.19
0000324939	*MOBILITY OPERATOR	23,358.40	23,358.40	0.00	23,018.73	1,663.52	0.00	24,682.25
0000305858	*AA INSPECTOR	43,804.80	43,804.80	0.00	43,912.73	1,050.41	225.00	45,188.14
0000302011	*INSPECTOR	43,118.40	43,118.40	0.00	32,560.81	31.10	225.00	32,816.91
0000302321	SR INFORMATION SYSTEMS ANALYST	74,663.16	74,663.16	0.00	21,242.26	0.00	0.00	21,242.26
0000302326	*JOURNEYMAN ET-RAIL CAR MAINT	43,804.80	43,804.80	0.00	44,420.77	5,883.65	225.00	50,529.42
0000305773	*BUS OPERATOR	40,643.20	40,643.20	0.00	43,100.77	3,608.82	0.00	46,709.59
0000302435	*RAIL OPERATOR	40,643.20	40,643.20	0.00	47,026.83	32,437.19	0.00	79,464.02
0000305180	*JOURNEYMAN ET-TELEPHONE MAINT	43,804.80	43,804.80	0.00	45,023.65	7,044.65	225.00	52,293.30
0000302862	SUPV PARKING SERVICES	36,289.50	36,289.50	0.00	36,150.18	418.74	1,814.48	38,383.40
0000303085	*JOURNEYMAN PAINTER	43,804.80	43,804.80	0.00	42,152.12	4,754.35	225.00	47,131.47
0000322685	*CUSTOMER INFORMATION OPERATOR	31,699.20	31,699.20	0.00	26,389.28	0.00	0.00	26,389.28
0000304462	*BUS OPERATOR	40,643.20	40,643.20	0.00	43,502.72	16,243.28	0.00	59,746.00
0000318887	*BUS OPERATOR	40,643.20	40,643.20	0.00	41,053.97	553.46	0.00	41,607.43
0000304965	MOBILITY SERVICE AGENT	30,868.50	30,868.50	0.00	30,932.08	94.98	831.08	31,858.14
0000303457	MGR TRACK & STRCT	80,739.36	80,739.36	0.00	80,739.44	0.00	8,736.02	89,475.46
0000319048	*BUS OPERATOR	40,643.20	40,643.20	0.00	41,008.39	10,231.03	0.00	51,239.42
0000302040	(DATE LAST EMPLOYED 10-MAY-12) *JOURNEYMAN RAIL CAR MECHANIC	43,804.80	43,804.80	0.00	44,257.57	5,859.97	225.00	50,342.54
0000326992	SR LAND USE PLANNER	68,228.16	68,228.16	0.00	65,342.06	0.00	634.70	65,976.76
0000305251	*JOURNEYMAN ET-RAIL CAR MAINT	43,804.80	43,804.80	0.00	44,697.20	5,591.43	225.00	50,513.63
0000304897	*JOURNEYMAN RAIL CAR MECHANIC	43,804.80	43,804.80	0.00	45,422.36	2,936.30	225.00	48,583.66
0000322486	*RAIL STATION CLEANER	28,412.80	28,412.80	0.00	29,267.66	2,945.45	0.00	32,213.11
0000303423	*BUS OPERATOR	40,643.20	40,643.20	0.00	40,335.62	19,856.16	0.00	60,191.78
0000304553	CONTRACT INSTRUCTOR	0.00	0.00	0.00	50,433.28	571.96	0.00	51,005.24
0000306643	*JOURNEYMAN ET-TELEPHONE MAINT	43,804.80	43,804.80	0.00	46,640.00	15,330.75	225.00	62,195.75
0000303081	*BUS OPERATOR	40,643.20	40,643.20	0.00	40,297.03	1,178.70	0.00	41,475.73
0000302506	SUPV BUS TRANSPORTATION	50,731.20	50,731.20	0.00	50,840.96	14,756.05	2,926.80	68,523.81
0000315907	*BUS OPERATOR	40,643.20	40,643.20	0.00	36,047.81	3,622.40	0.00	39,670.21
0000302151	TRANSIT POLICE SERGEANT	60,964.80	63,398.40	2,433.60	63,687.71	49,680.10	2,051.70	115,419.51
0000306283	*CUSTOMER INFORMATION OPERATOR	31,699.20	31,699.20	0.00	32,280.92	2,143.15	0.00	34,424.07
0000302751	*JOURNEYMAN RAIL CAR MECHANIC	43,804.80	43,804.80	0.00	48,407.30	16,482.13	225.00	65,114.43
0000320972	*JOURNEYMAN OVERHAULER	42,390.40	43,804.80	1,414.40	43,468.40	1,435.05	225.00	45,128.45

MARTOC REPORT

EE NUMBER	TITLE	FY 11	FY 12	DIFFERENCE	REGULAR	OVERTIME	OTHER	TOTAL
		BASE SALARY	BASE SALARY	+/-	EARNINGS	EARNINGS	EARNINGS	EARNINGS
0000319453	*SECRETARY (N9)	34,819.20	34,819.20	0.00	34,969.89	339.03	0.00	35,308.92
0000318076	SUPT CONTROL CENTER	66,743.04	66,743.04	0.00	65,202.91	0.00	6,674.32	71,877.23
0000315998	SERVICE PLANNER III	57,627.96	57,627.96	0.00	57,628.29	0.00	0.00	57,628.29
0000323605	*MOBILITY OPERATOR	24,564.80	26,083.20	1,518.40	24,773.95	3,309.77	0.00	28,083.72
0000302117	*REVENUE AGENT	41,308.80	41,308.80	0.00	42,451.12	4,759.01	0.00	47,210.13
0000307088	*SERVICEPERSON I	32,281.60	31,824.00	-457.60	32,734.23	4,673.93	0.00	37,408.16
0000320424	*BUS OPERATOR	40,643.20	40,643.20	0.00	41,828.75	3,367.07	0.00	45,195.82
0000317931	TRANSIT POLICE OFFICER SPECIAL	54,787.20	56,971.20	2,184.00	56,662.01	14,165.99	1,053.60	71,881.60
0000306339	TRANSIT POLICE LIEUTENANT	80,308.80	80,308.80	0.00	72,586.84	14,687.33	13,436.28	100,710.45
0000318003	*CUSTOMER INFORMATION OPERATOR	31,699.20	31,699.20	0.00	28,148.25	0.00	0.00	28,148.25
0000324948	*MOBILITY OPERATOR	23,358.40	23,358.40	0.00	20,087.78	1,599.53	0.00	21,687.31
0000304256	PURCHASE CARD ADMINISTRATOR (DATE LAST EMPLOYED 01-JUL-12)	65,624.26	65,624.26	0.00	62,848.29	0.00	1,514.42	64,362.71
0000320442	*MOBILITY OPERATOR	27,414.40	28,766.40	1,352.00	29,211.73	2,954.35	0.00	32,166.08
0000315911	DISPATCHER RADIO COMMUNICATION	48,588.80	48,588.80	0.00	48,686.22	2,854.60	3,270.40	54,811.22
0000302656	*STATION AGENT	37,169.60	37,169.60	0.00	40,127.29	26,697.94	0.00	66,825.23
0000305535	SUPV POLICE RECORDS	48,942.40	48,942.40	0.00	46,307.12	13,823.99	5,458.96	65,590.07
0000320153	MOBILITY SYSTEM DATA SPECIALIST	29,601.00	29,601.00	0.00	29,418.84	1,218.27	2,011.35	32,648.46
0000316115	*JOURNEYMAN ELEC POWER ELECT	43,804.80	43,804.80	0.00	44,519.54	16,837.57	225.00	61,582.11
0000323962	TRANSIT POLICE OFFICER SR	43,305.60	45,032.00	1,726.40	37,482.20	12,794.77	9,626.30	59,903.27
0000306292	RAIL SERVICES CONTROLLER	57,720.00	57,720.00	0.00	53,724.00	1,401.39	3,108.00	58,233.39
0000306439	ACCOUNTING SPECIALIST III	45,415.50	45,415.50	0.00	45,334.25	7,895.44	7,219.90	60,449.59
0000315421	*MOBILITY OPERATOR	30,409.60	30,409.60	0.00	30,197.54	4,172.26	0.00	34,369.80
0000323866	*SERVICEPERSON VII GROUNDSKEEPER	32,281.60	32,281.60	0.00	26,235.12	861.36	0.00	27,096.48
0000304628	*JOURNEYMAN ET-TRAIN CONTROL	43,804.80	43,804.80	0.00	46,025.68	9,129.51	225.00	55,380.19
0000306155	FOREMAN COMMUNICATION	58,344.00	58,344.00	0.00	58,344.00	5,876.61	3,366.00	67,586.61
0000321299	*BUS OPERATOR	40,643.20	40,643.20	0.00	43,190.41	4,285.87	0.00	47,476.28
0000315253	*BUS OPERATOR	40,643.20	40,643.20	0.00	33,891.74	2,331.71	0.00	36,223.45
0000321796	SR FINANCIAL ANALYST	61,981.66	73,908.90	11,927.24	64,734.48	0.00	2,274.12	67,008.60
0000303632	*JOURNEYMAN ET-LABORATORY	43,804.80	43,804.80	0.00	43,767.32	3,332.75	225.00	47,325.07
0000320479	TRANSIT POLICE OFFICER SR	46,841.60	48,713.60	1,872.00	48,495.96	3,284.04	1,171.00	52,951.00
0000304296	*BUS OPERATOR	40,643.20	40,643.20	0.00	43,741.33	14,387.73	810.33	58,939.39
0000303403	*BUS OPERATOR	40,643.20	40,643.20	0.00	40,819.00	242.42	0.00	41,061.42
0000302553	*RAIL OPERATOR	40,643.20	40,643.20	0.00	42,742.52	18,094.55	0.00	60,837.07
0000305813	SUPT BUS TRANSPORTATION	62,614.50	62,614.50	0.00	62,614.76	0.00	3,146.78	65,761.54
0000305181	DIR MAINTENANCE OF WAY	112,899.02	112,899.02	0.00	112,899.31	0.00	8,684.54	121,583.85

MARTOC REPORT

EE NUMBER	TITLE	FY 11	FY 12	DIFFERENCE	REGULAR	OVERTIME	OTHER	TOTAL
		BASE SALARY	BASE SALARY	+/-	EARNINGS	EARNINGS	EARNINGS	EARNINGS
0000303400	*BUS OPERATOR	40,643.20	40,643.20	0.00	35,956.58	837.19	0.00	36,793.77
0000303088	*SERVICEPERSON IV	34,008.00	34,008.00	0.00	32,865.95	1,269.19	0.00	34,135.14
0000320755	*MOBILITY OPERATOR	26,083.20	26,083.20	0.00	24,581.56	569.05	0.00	25,150.61
0000304527	*STATION AGENT	37,169.60	37,169.60	0.00	38,938.78	27,220.59	0.00	66,159.37
0000303149	*BUS OPERATOR	40,643.20	40,643.20	0.00	39,626.18	1,314.70	0.00	40,940.88
0000303972	*REVENUE AGENT	41,308.80	41,308.80	0.00	46,725.97	13,979.08	0.00	60,705.05
0000323519	*BUS OPERATOR	34,548.80	37,606.40	3,057.60	28,662.88	6,481.09	0.00	35,143.97
0000305761	SUPV BUS TRANSPORTATION	40,643.20	48,048.00	7,404.80	42,468.90	2,931.78	0.00	45,400.68
0000306171	DIVISION DISPATCHER	48,588.80	48,588.80	0.00	47,467.52	5,840.00	3,504.00	56,811.52
0000306691	*BUS OPERATOR	40,643.20	40,643.20	0.00	45,127.07	2,001.24	0.00	47,128.31
0000302403	QA SPECIALIST	56,659.20	56,659.20	0.00	56,659.20	517.56	9,806.40	66,983.16
0000302657	*CUSTOMER INFORMATION OPERATOR	31,699.20	31,699.20	0.00	32,922.21	3,297.58	0.00	36,219.79
0000322373	*BUS OPERATOR	37,606.40	40,643.20	3,036.80	40,754.00	3,920.15	0.00	44,674.15
0000317664	TRANSIT POLICE OFFICER SR (DATE LAST EMPLOYED 01-JAN-12)	52,686.40	54,787.20	2,100.80	24,456.18	6,744.18	10,773.06	41,973.42
0000302263	TRANSIT POLICE SERGEANT	63,398.40	65,936.00	2,537.60	66,293.00	13,012.25	0.00	79,305.25
0000302348	*BUS OPERATOR	40,643.20	40,643.20	0.00	43,746.18	17,297.06	0.00	61,043.24
0000324753	IT QUALITY ASSURANCE ENGINEER	76,000.08	76,000.08	0.00	76,000.27	0.00	0.00	76,000.27
0000319026	PARALEGAL	41,281.50	41,281.50	0.00	41,154.69	0.00	317.55	41,472.24
0000303445	ENTERPRISE SYSTEMS ENGINEER	57,131.10	65,000.00	7,868.90	64,697.37	0.00	5,750.00	70,447.37
0000321904	*RAIL OPERATOR	37,606.40	40,643.20	3,036.80	41,731.56	10,864.53	0.00	52,596.09
0000304661	*BUS OPERATOR	40,643.20	40,643.20	0.00	41,229.21	1,755.79	157.89	43,142.89
0000305859	*STATION AGENT	37,169.60	37,169.60	0.00	40,232.10	17,778.48	142.96	58,153.54
0000303507	PURCHASING AGENT III	44,324.02	44,324.02	0.00	44,324.31	0.00	3,557.31	47,881.62
0000304187	INSTRUCTOR CAR MAINT ELECT	56,700.80	56,700.80	0.00	56,700.80	0.00	6,542.40	63,243.20
0000322183	*BUS OPERATOR	31,491.20	31,491.20	0.00	28,315.77	2,714.67	0.00	31,030.44
0000304249	*STATION AGENT	37,169.60	37,169.60	0.00	33,538.80	442.31	0.00	33,981.11
0000325316	*MOBILITY OPERATOR	23,358.40	23,358.40	0.00	22,358.07	9,260.69	0.00	31,618.76
0000327213	TRANSIT POLICE OFFICER SR	52,686.40	52,686.40	0.00	44,732.79	23,832.46	1,502.83	70,068.08
0000319316	TRANSIT POLICE OFFICER SPECIAL	52,686.40	54,787.20	2,100.80	52,893.53	6,647.80	5,714.32	65,255.65
0000318741	*BUS OPERATOR	37,606.40	40,643.20	3,036.80	41,537.41	12,021.93	0.00	53,559.34
0000315274	*BUS OPERATOR	40,643.20	40,643.20	0.00	43,701.87	12,581.61	0.00	56,283.48
0000305277	*JOURNEYMAN ET-RAIL CAR MAINT	43,804.80	43,804.80	0.00	44,681.41	3,443.36	225.00	48,349.77
0000302841	*AA INSPECTOR (DATE LAST EMPLOYED 01-FEB-12)	43,804.80	43,804.80	0.00	33,991.78	410.68	225.00	34,627.46
0000305736	*BUS OPERATOR (DATE LAST EMPLOYED 01-JUN-12)	40,643.20	40,643.20	0.00	34,117.86	3,533.47	0.00	37,651.33

MARTOC REPORT

EE NUMBER	TITLE	FY 11	FY 12	DIFFERENCE	REGULAR	OVERTIME	OTHER	TOTAL
		BASE SALARY	BASE SALARY	+/-	EARNINGS	EARNINGS	EARNINGS	EARNINGS
0000306435	MAINTENANCE PLANNER BUS	52,686.40	52,686.40	0.00	52,686.40	50.66	0.00	52,737.06
0000315786	*CUSTOMER INFORMATION OPERATOR	31,699.20	31,699.20	0.00	32,560.26	2,324.65	0.00	34,884.91
0000320031	*JOURNEYMAN ET-TELEPHONE MAINT	43,804.80	43,804.80	0.00	42,491.18	1,634.81	225.00	44,350.99
0000322495	*CUSTOMER INFORMATION OPERATOR	31,699.20	31,699.20	0.00	32,266.89	205.74	0.00	32,472.63
0000324244	*SERVICEPERSON I	31,824.00	31,824.00	0.00	33,951.02	361.47	0.00	34,312.49
0000320666	*JOURNEYMAN SUPPORT EQUIPMENT	43,804.80	43,804.80	0.00	45,136.51	5,976.79	225.00	51,338.30
0000303670	*BUS OPERATOR	40,643.20	40,643.20	0.00	35,351.26	1,789.22	0.00	37,140.48
0000302311	*TRACK MAINTAINER	43,118.40	43,118.40	0.00	44,365.70	5,768.22	0.00	50,133.92
0000302743	*BUS OPERATOR	40,643.20	40,643.20	0.00	45,639.55	30,748.97	172.35	76,560.87
0000307092	*BUS OPERATOR	30,409.60	28,454.40	-1,955.20	26,664.27	1,281.63	0.00	27,945.90
0000303573	RAIL SERVICES CONTROLLER	57,720.00	57,720.00	0.00	57,498.00	735.38	6,660.00	64,893.38
0000320656	*BUS OPERATOR	40,643.20	40,643.20	0.00	42,218.39	3,620.36	0.00	45,838.75
0000305705	*INSPECTOR	43,118.40	43,118.40	0.00	43,243.24	8,846.73	225.00	52,314.97
0000302146	SUPT BUS COMMUNICATIONS CENTER	69,235.40	69,235.40	0.00	69,235.42	0.00	3,994.35	73,229.77
0000315283	*JOURNEYMAN ET-RADIO MAINT	43,804.80	43,804.80	0.00	45,750.61	20,763.23	225.00	66,738.84
0000321609	*RAIL OPERATOR	37,606.40	40,643.20	3,036.80	38,453.18	5,859.87	0.00	44,313.05
0000303731	GEN SUPT BUS MAINT	75,289.50	75,289.50	0.00	75,289.76	0.00	0.00	75,289.76
0000306979	TRANSIT POLICE OFFICER SR	54,787.20	54,787.20	0.00	55,932.99	13,986.58	1,053.60	70,973.17
0000303150	SUPV CAR REPAIR INSPECTION	53,830.40	53,830.40	0.00	53,830.40	8,462.76	5,176.00	67,469.16
0000327675	*JOURNEYMAN ELEC POWER ELECT	39,603.20	39,603.20	0.00	23,409.68	664.02	0.00	24,073.70
0000306076	*RAIL OPERATOR	40,643.20	40,643.20	0.00	41,608.20	10,721.54	0.00	52,329.74
0000316718	*BUS OPERATOR	40,643.20	40,643.20	0.00	43,777.40	14,679.92	0.00	58,457.32
0000304130	*JOURNEYMAN BODY REPAIR	43,804.80	43,804.80	0.00	45,381.66	0.00	225.00	45,606.66
0000304987	*BUS OPERATOR	40,643.20	40,643.20	0.00	39,778.24	2,723.06	0.00	42,501.30
0000303662	*JOURNEYMAN RAIL CAR MECHANIC	43,804.80	43,804.80	0.00	45,747.55	7,478.97	225.00	53,451.52
0000302524	BUSINESS ANALYST III	74,486.88	74,486.88	0.00	74,487.01	0.00	7,162.20	81,649.21
0000306637	*JOURNEYMAN ET-RADIO MAINT	43,804.80	43,804.80	0.00	45,722.59	6,318.04	225.00	52,265.63
0000320578	*MOBILITY OPERATOR	28,766.40	30,409.60	1,643.20	31,382.71	17,306.84	0.00	48,689.55
0000320238	*JOURNEYMAN ET-RADIO MAINT	43,804.80	43,804.80	0.00	50,038.56	20,138.67	225.00	70,402.23
0000302589	DIR REVENUE OPERATIONS	81,529.50	100,510.28	18,980.78	86,639.94	0.00	4,441.49	91,081.43
0000306190	FARE COLLECTION PROCESSOR	28,918.50	28,918.50	0.00	29,348.84	5,561.42	2,335.74	37,246.00
0000314914	SUPV RAIL LINE	48,055.49	48,055.49	0.00	48,055.84	6,636.69	0.00	54,692.53
0000320920	*JOURNEYMAN ET-TRAIN CONTROL	43,804.80	43,804.80	0.00	45,071.02	12,557.08	225.00	57,853.10
0000320499	*TRACK WALKER	43,118.40	43,118.40	0.00	44,422.65	5,939.23	0.00	50,361.88
0000304577	*CUSTOMER INFO REPRESENTATIVE	31,699.20	31,699.20	0.00	32,080.18	2,806.08	0.00	34,886.26

MARTOC REPORT

EE NUMBER	TITLE	FY 11 BASE SALARY	FY 12 BASE SALARY	DIFFERENCE +/-	REGULAR EARNINGS	OVERTIME EARNINGS	OTHER EARNINGS	TOTAL EARNINGS
0000305826	ADMINISTRATOR - WARRANTIES	73,299.98	73,299.98	0.00	69,071.42	0.00	5,638.46	74,709.88
0000303903	*STATION AGENT	37,169.60	37,169.60	0.00	41,286.94	15,647.53	0.00	56,934.47
0000320692	*SERVICEPERSON IV	34,008.00	34,008.00	0.00	35,682.58	13,445.94	0.00	49,128.52
0000305886	*JOURNEYMAN RAIL CAR MECHANIC	43,804.80	43,804.80	0.00	43,617.53	7,321.01	225.00	51,163.54
0000304526	REVENUE FORECASTING ANALYST	80,217.28	80,217.28	0.00	84,229.71	0.00	11,312.70	95,542.41
0000320356	*RAIL STATION CLEANER	28,412.80	28,412.80	0.00	29,258.50	4,379.74	0.00	33,638.24
0000322041	*BUS OPERATOR	31,491.20	31,491.20	0.00	24,674.27	2,204.24	0.00	26,878.51
0000306548	AE CONTRACTS ENGINEER VI	80,208.44	80,208.44	0.00	74,657.11	0.00	11,722.79	86,379.90
0000318116	*BUS OPERATOR	40,643.20	40,643.20	0.00	43,468.30	7,276.10	0.00	50,744.40
0000303906	*BUS OPERATOR	40,643.20	40,643.20	0.00	42,489.06	1,142.73	0.00	43,631.79
0000325165	CONTRACT PROFESSIONAL (DATE LAST EMPLOYED 30-MAR-12)	0.00	0.00	0.00	89,550.00	0.00	0.00	89,550.00
0000321993	MOBILITY CUSTOMER CARE REP	36,348.00	36,348.00	0.00	36,851.28	18,132.06	1,398.00	56,381.34
0000302511	*JOURNEYMAN RAIL CAR MECHANIC	43,804.80	43,804.80	0.00	48,029.99	16,426.89	225.00	64,681.88
0000306517	SR ADMINISTRATIVE ASSISTANT	37,752.00	37,752.00	0.00	37,752.00	29.04	2,323.20	40,104.24
0000321623	RAIL SERVICES CONTROLLER	57,720.00	57,720.00	0.00	57,720.00	888.00	888.00	59,496.00
0000304915	RETIREMENT BENEFITS SPECIALIST	45,540.30	45,540.30	0.00	45,540.73	0.00	1,751.56	47,292.29
0000318805	TRANSIT POLICE OFFICER SR	46,841.60	48,713.60	1,872.00	48,941.43	26,139.73	2,342.00	77,423.16
0000305511	*JOURNEYMAN OVERHAULER	43,804.80	43,804.80	0.00	48,243.68	4,493.69	225.00	52,962.37
0000319395	TRANSIT POLICE OFFICER SR	50,668.80	52,686.40	2,017.60	51,698.10	18,086.69	10,259.20	80,043.99
0000318803	TRANSIT POLICE OFFICER SR	46,841.60	48,713.60	1,872.00	46,365.64	7,590.16	3,648.20	57,604.00
0000323867	*JOURNEYMAN AUTOMOTIVE TECH	43,804.80	43,804.80	0.00	46,330.83	20,762.70	225.00	67,318.53
0000317355	WEB DEVELOPER III	73,760.18	73,760.18	0.00	73,760.52	0.00	0.00	73,760.52
0000323602	*BUS OPERATOR	34,548.80	37,606.40	3,057.60	34,458.50	1,646.78	0.00	36,105.28
0000317445	TRANSIT POLICE OFFICER SR	52,686.40	54,787.20	2,100.80	54,822.20	18,308.72	2,370.60	75,501.52
0000326061	CONTRACT PROFESSIONAL	0.00	0.00	0.00	67,252.50	332.50	0.00	67,585.00
0000302592	*INSPECTOR	43,118.40	43,118.40	0.00	46,220.75	12,026.13	225.00	58,471.88
0000303181	*JOURNEYMAN RAIL CAR MECHANIC	43,804.80	43,804.80	0.00	46,643.48	12,778.19	225.00	59,646.67
0000305159	SUPV RAIL YARD TOWER	53,248.00	53,248.00	0.00	53,248.00	2,950.40	4,010.76	60,209.16
0000307094	*MOBILITY OPERATOR	30,409.60	30,409.60	0.00	20,968.75	1,935.37	0.00	22,904.12
0000324715	*BUS OPERATOR	34,548.80	34,548.80	0.00	34,230.71	4,279.33	0.00	38,510.04
0000304485	*STATION AGENT	37,169.60	37,169.60	0.00	40,601.92	28,018.17	0.00	68,620.09
0000315310	*SERVICEPERSON I (A)	32,281.60	32,281.60	0.00	32,331.60	232.80	0.00	32,564.40
0000305197	*BUS OPERATOR	40,643.20	40,643.20	0.00	41,665.13	11,823.42	0.00	53,488.55
0000323004	NETWORK OPERATIONS CENTER TECH	57,889.00	57,889.00	0.00	57,889.54	0.00	0.00	57,889.54

MARTOC REPORT

EE NUMBER	TITLE	FY 11	FY 12	DIFFERENCE	REGULAR	OVERTIME	OTHER	TOTAL
		BASE SALARY	BASE SALARY	+/-	EARNINGS	EARNINGS	EARNINGS	EARNINGS
0000323164	*BUS OPERATOR	34,548.80	37,606.40	3,057.60	20,094.48	282.31	0.00	20,376.79
0000320214	*SERVICEPERSON I	31,824.00	31,824.00	0.00	24,920.50	390.16	0.00	25,310.66
0000305852	FACILITIES & MOVING COORD	40,404.00	40,404.00	0.00	40,559.40	854.70	3,108.00	44,522.10
0000319876	*MOBILITY OPERATOR	28,766.40	30,409.60	1,643.20	28,719.53	18,946.44	0.00	47,665.97
0000304601	TRANSIT POLICE MAJOR	83,500.04	83,500.04	0.00	83,500.12	0.00	11,347.48	94,847.60
0000305644	*JOURNEYMAN ET-TRAIN CONTROL	43,804.80	43,804.80	0.00	48,614.36	11,727.82	225.00	60,567.18
0000304642	*SERVICEPERSON I	31,824.00	31,824.00	0.00	38,692.89	11,782.80	0.00	50,475.69
0000305860	*BUS OPERATOR	40,643.20	40,643.20	0.00	42,571.41	18,514.78	0.00	61,086.19
0000322374	*BUS OPERATOR	37,606.40	40,643.20	3,036.80	34,120.57	1,693.90	0.00	35,814.47
0000306492	GEN SUPT BUS MAINT BSN SYS	79,968.20	79,968.20	0.00	79,968.20	0.00	0.00	79,968.20
0000322983	*INSPECTOR	41,392.00	43,118.40	1,726.40	43,495.40	5,932.99	385.24	49,813.63
0000327405	ELECTRICAL ENGINEER IV	66,900.08	66,900.08	0.00	51,461.95	0.00	0.00	51,461.95
0000306114	*JOURNEYMAN ET-RAIL CAR MAINT	43,804.80	43,804.80	0.00	53,887.24	11,127.59	561.96	65,576.79
0000326472	*JOURNEYMAN ELEC POWER ELECT	39,603.20	41,080.00	1,476.80	40,635.25	10,272.95	450.00	51,358.20
0000305814	*STATION AGENT	37,169.60	37,169.60	0.00	38,706.43	8,885.91	0.00	47,592.34
0000303186	*BUS OPERATOR	40,643.20	40,643.20	0.00	41,659.06	7,756.75	0.00	49,415.81
0000302293	GEN FOREMAN COMM TELEPHONE	66,579.24	66,579.24	0.00	65,299.16	0.00	2,560.74	67,859.90
0000320025	TRANSIT POLICE OFFICER SR	50,668.80	52,686.40	2,017.60	44,676.96	6,933.48	4,482.24	56,092.68
0000306093	SR PROG MGR CAP OPER MAINT	96,995.86	96,995.86	0.00	79,462.66	0.00	14,077.39	93,540.05
0000302361	*BUS OPERATOR	40,643.20	40,643.20	0.00	43,383.25	775.34	0.00	44,158.59
0000305100	ELECTRICAL ENGINEER VI	81,003.78	81,003.78	0.00	81,006.59	0.00	0.00	81,006.59
0000320359	*RAIL STATION CLEANER	28,412.80	28,412.80	0.00	25,105.88	5,317.17	0.00	30,423.05
0000304544	*BUS OPERATOR	40,643.20	40,643.20	0.00	28,155.51	1,747.10	0.00	29,902.61
0000302944	(DATE LAST EMPLOYED 01-FEB-12) SUPV BUS MAINTENANCE	57,491.20	57,491.20	0.00	57,491.20	10,751.96	3,316.80	71,559.96
0000321601	*SERVICEPERSON I	31,824.00	31,824.00	0.00	31,706.17	487.70	0.00	32,193.87
0000304039	*SERVICEPERSON I	31,824.00	31,824.00	0.00	28,022.50	5,691.69	0.00	33,714.19
0000320320	*RAIL STATION CLEANER	28,412.80	28,412.80	0.00	29,728.55	5,634.75	109.28	35,472.58
0000302149	*JOURNEYMAN RAIL CAR MECHANIC	43,804.80	43,804.80	0.00	44,499.79	15,905.62	435.60	60,841.01
0000324935	*JOURNEYMAN ET-RADIO MAINT	41,392.00	43,804.80	2,412.80	44,519.27	20,842.26	225.00	65,586.53
0000302375	TRANSIT POLICE OFFICER SR	54,787.20	54,787.20	0.00	37,073.55	2,133.55	8,744.88	47,951.98
0000316576	*MOBILITY OPERATOR	30,409.60	30,409.60	0.00	32,485.65	8,596.68	0.00	41,082.33
0000322118	*BUS OPERATOR	31,491.20	31,491.20	0.00	27,727.20	1,062.53	449.67	29,239.40
0000302612	*BUS OPERATOR	40,643.20	40,643.20	0.00	30,138.09	3,198.22	0.00	33,336.31
0000302058	*BUS OPERATOR	40,643.20	40,643.20	0.00	45,075.24	2,302.75	0.00	47,377.99
0000302732	TRANSIT POLICE SERGEANT	63,398.40	65,936.00	2,537.60	64,102.68	9,426.12	1,219.20	74,748.00

MARTOC REPORT

EE NUMBER	TITLE	FY 11	FY 12	DIFFERENCE	REGULAR	OVERTIME	OTHER	TOTAL
		BASE SALARY	BASE SALARY	+/-	EARNINGS	EARNINGS	EARNINGS	EARNINGS
0000304950	*JOURNEYMAN RAIL CAR MECHANIC	43,804.80	43,804.80	0.00	43,917.98	31.59	225.00	44,174.57
0000321123	CHF ESTIMATOR	83,495.10	83,495.10	0.00	83,497.42	0.00	0.00	83,497.42
0000303793	TRANSIT POLICE OFFICER SPECIAL	56,971.20	56,971.20	0.00	23,418.45	7,641.87	7,028.70	38,089.02
0000306353	*BUS OPERATOR	40,643.20	40,643.20	0.00	42,760.66	2,190.43	0.00	44,951.09
0000304984	*SERVICEPERSON I	31,824.00	31,824.00	0.00	32,003.71	3,533.04	0.00	35,536.75
0000312700	AGM TECHNOLOGY	140,172.50	140,172.50	0.00	140,172.76	0.00	15,167.39	155,340.15
0000316333	*BUS OPERATOR	40,643.20	40,643.20	0.00	42,621.37	8,730.45	0.00	51,351.82
0000327214	CONTRACT SPECIALIST III	67,998.06	67,998.06	0.00	57,275.74	0.00	0.00	57,275.74
0000324614	JR ASSOCIATE COUNSEL	68,041.22	68,041.22	0.00	68,041.55	0.00	0.00	68,041.55
0000303326	CONTRACT PROFESSIONAL	0.00	0.00	0.00	51,124.50	3,599.91	0.00	54,724.41
0000319729	*BUS OPERATOR	40,643.20	40,643.20	0.00	43,163.22	4,200.06	0.00	47,363.28
0000316843	*INSPECTOR	40,206.40	41,267.20	1,060.80	42,237.00	3,867.69	225.00	46,329.69
0000320763	*SERVICEPERSON IV	32,281.60	34,008.00	1,726.40	34,887.32	10,821.27	0.00	45,708.59
0000305657	INSTRUCTOR TRACK	59,030.40	59,030.40	0.00	59,030.40	595.98	8,514.00	68,140.38
0000302203	*BUS OPERATOR	40,643.20	40,643.20	0.00	42,220.85	19,030.50	0.00	61,251.35
0000305474	DISPATCHER MOBILITY	38,126.40	38,126.40	0.00	35,987.32	4,481.74	898.17	41,367.23
0000327314	*JOURNEYMAN RAIL CAR MECHANIC	41,080.00	41,080.00	0.00	32,457.93	2,255.67	225.00	34,938.60
0000305587	*JOURNEYMAN OVERHAULER	43,804.80	43,804.80	0.00	47,527.13	7,131.46	225.00	54,883.59
0000305249	*RAIL OPERATOR	40,643.20	40,643.20	0.00	43,228.36	13,570.67	0.00	56,799.03
0000317504	*RAIL STATION CLEANER	28,412.80	28,412.80	0.00	29,942.72	6,065.04	0.00	36,007.76
0000302217	*JOURNEYMAN OVERHAULER	43,804.80	43,804.80	0.00	40,906.40	3,166.90	3,173.40	47,246.70
0000319226	TRANSIT POLICE OFFICER SR	46,841.60	48,713.60	1,872.00	39,801.53	9,663.66	1,032.50	50,497.69
0000304627	SUPPORT ANALYST II	53,638.52	53,638.52	0.00	50,874.30	0.00	6,409.21	57,283.51
0000306232	TRANSIT POLICE SERGEANT	65,936.00	65,936.00	0.00	67,917.25	15,858.00	1,902.00	85,677.25
0000323122	*MOBILITY OPERATOR	24,564.80	26,083.20	1,518.40	24,263.00	3,109.70	0.00	27,372.70
0000306773	MGR CAD	79,967.94	79,967.94	0.00	79,969.48	0.00	0.00	79,969.48
0000321706	*TRACK WALKER	41,662.40	43,118.40	1,456.00	44,013.00	6,768.22	0.00	50,781.22
0000306118	SUPV BUS TRANSPORTATION	48,048.00	48,048.00	0.00	46,200.00	6,294.75	4,389.00	56,883.75
0000304986	SUPV RAIL YARD TOWER	53,248.00	53,248.00	0.00	53,248.00	5,109.76	3,276.80	61,634.56
0000302200	*JOURNEYMAN OVERHAULER	43,804.80	43,804.80	0.00	45,147.56	5,741.49	225.00	51,114.05
0000320152	MOBILITY CUSTOMER CARE REP	28,766.40	36,348.00	7,581.60	34,831.75	4,161.08	699.00	39,691.83
0000303530	*BUS OPERATOR	40,643.20	40,643.20	0.00	45,354.10	1,543.10	0.00	46,897.20
0000315000	CONTRACT PROFESSIONAL	0.00	0.00	0.00	124,767.50	0.00	0.00	124,767.50
0000316347	*BUS OPERATOR	40,643.20	40,643.20	0.00	27,974.95	1,411.19	0.00	29,386.14

MARTOC REPORT

EE NUMBER	TITLE	FY 11	FY 12	DIFFERENCE	REGULAR	OVERTIME	OTHER	TOTAL
		BASE SALARY	BASE SALARY	+/-	EARNINGS	EARNINGS	EARNINGS	EARNINGS
0000319543	DIVISION DISPATCHER	40,643.20	48,048.00	7,404.80	44,837.11	5,775.17	0.00	50,612.28
0000320324	*SERVICEPERSON IV	34,008.00	34,008.00	0.00	36,541.99	13,924.21	0.00	50,466.20
0000316273	*RAIL OPERATOR	40,643.20	40,643.20	0.00	48,194.20	10,806.67	0.00	59,000.87
0000304909	*BUS OPERATOR	40,643.20	40,643.20	0.00	47,099.63	24,257.95	0.00	71,357.58
0000319050	*TRACK MAINTAINER	43,118.40	43,118.40	0.00	43,479.47	6,833.22	0.00	50,312.69
0000304251	*RAIL OPERATOR	40,643.20	40,643.20	0.00	42,044.15	3,867.88	0.00	45,912.03
0000320366	*RAIL STATION CLEANER	28,412.80	28,412.80	0.00	29,728.81	1,639.20	0.00	31,368.01
0000302190	*JOURNEYMAN ET-RADIO MAINT	43,804.80	43,804.80	0.00	44,370.78	6,507.55	225.00	51,103.33
0000305638	*SERVICEPERSON IV	34,008.00	34,008.00	0.00	35,316.99	7,975.22	0.00	43,292.21
0000304904	*SERVICEPERSON IV	34,008.00	34,008.00	0.00	38,744.62	14,721.30	130.80	53,596.72
0000321409	*BUS OPERATOR	37,606.40	40,643.20	3,036.80	35,534.07	439.70	0.00	35,973.77
0000327290	*BUS OPERATOR	28,454.40	28,454.40	0.00	19,828.92	1,749.05	0.00	21,577.97
0000317194	COST PRICE ANALYST	59,610.72	70,000.06	10,389.34	68,002.49	0.00	1,328.21	69,330.70
0000306390	*SERVICEPERSON IV	34,008.00	34,008.00	0.00	34,109.39	1,238.52	0.00	35,347.91
0000323091	TRANSIT POLICE SERGEANT	65,936.00	65,936.00	0.00	68,281.80	17,474.70	0.00	85,756.50
0000318204	*BUS OPERATOR	40,643.20	40,643.20	0.00	36,287.64	2,625.97	0.00	38,913.61
0000302444	*BUS OPERATOR	40,643.20	40,643.20	0.00	40,887.74	1,158.21	0.00	42,045.95
0000320159	*MOBILITY OPERATOR	28,766.40	30,409.60	1,643.20	27,173.60	5,807.34	0.00	32,980.94
0000326347	*JOURNEYMAN RAIL CAR MECHANIC	39,603.20	41,392.00	1,788.80	41,506.26	4,262.17	450.00	46,218.43
0000305716	*BUS OPERATOR	40,643.20	40,643.20	0.00	42,533.33	12,378.35	0.00	54,911.68
0000325722	AGM SAFETY & QA	155,000.04	155,000.04	0.00	155,000.20	0.00	0.00	155,000.20
0000305213	DISPATCHER MOBILITY	39,644.80	39,644.80	0.00	36,149.22	1,991.85	1,689.87	39,830.94
0000305131	*BUS OPERATOR	40,643.20	40,643.20	0.00	44,688.74	15,709.65	0.00	60,398.39
0000305112	*BUS OPERATOR	40,643.20	40,643.20	0.00	41,497.06	403.08	0.00	41,900.14
0000303371	*RAIL OPERATOR	40,643.20	40,643.20	0.00	46,182.83	6,993.03	0.00	53,175.86
0000317614	MGR REGIONAL SERVICES COORD (DATE LAST EMPLOYED 11-MAY-12)	71,577.22	71,577.22	0.00	64,695.12	0.00	0.00	64,695.12
0000302454	*BUS OPERATOR	40,643.20	40,643.20	0.00	30,032.40	58.63	0.00	30,091.03
0000303320	*SR TRAFFIC CHECKER (DATE LAST EMPLOYED 02-MAY-12)	32,427.20	32,427.20	0.00	27,856.70	7,676.24	0.00	35,532.94
0000303928	*BUS OPERATOR (DATE LAST EMPLOYED 01-JUN-12)	40,643.20	40,643.20	0.00	32,615.96	5,718.94	0.00	38,334.90
0000303715	*BUS OPERATOR	40,643.20	40,643.20	0.00	41,684.71	6,751.35	0.00	48,436.06
0000326752	SR TECHNICAL SERVICES ENGINEER	90,000.04	90,000.04	0.00	90,000.56	0.00	0.00	90,000.56
0000325644	TRANSIT POLICE OFFICER SR	38,500.80	40,040.00	1,539.20	40,482.69	6,368.70	0.00	46,851.39
0000320232	TRANSIT POLICE OFFICER SR	45,032.00	46,841.60	1,809.60	44,613.36	4,184.58	3,776.48	52,574.42
0000303402	*BUS OPERATOR	40,643.20	40,643.20	0.00	38,094.35	2,373.37	0.00	40,467.72

MARTOC REPORT

EE NUMBER	TITLE	FY 11	FY 12	DIFFERENCE	REGULAR	OVERTIME	OTHER	TOTAL
		BASE SALARY	BASE SALARY	+/-	EARNINGS	EARNINGS	EARNINGS	EARNINGS
0000305573	*BUS OPERATOR	40,643.20	40,643.20	0.00	41,972.08	9,217.46	0.00	51,189.54
0000319961	*JOURNEYMAN SUPPORT EQUIPMENT	43,804.80	43,804.80	0.00	46,708.44	5,839.48	225.00	52,772.92
0000322347	MGR INSURANCE SAFETY	70,000.06	70,000.06	0.00	70,000.49	0.00	0.00	70,000.49
0000321137	*BUS OPERATOR	40,643.20	40,643.20	0.00	42,417.18	3,743.44	156.32	46,316.94
0000324008	*RAIL STATION CLEANER	28,412.80	28,412.80	0.00	29,010.16	7,694.00	0.00	36,704.16
0000326264	*JOURNEYMAN RAIL CAR MECHANIC	39,603.20	41,392.00	1,788.80	40,929.30	229.60	450.00	41,608.90
0000302527	MGR BUSINESS DEV SALES	90,850.24	90,850.24	0.00	90,850.76	0.00	9,783.91	100,634.67
0000305534	*JOURNEYMAN ET-LABORATORY	43,804.80	43,804.80	0.00	42,600.14	0.00	646.20	43,246.34
0000319031	*BUS OPERATOR	40,643.20	40,643.20	0.00	40,681.51	4,763.12	0.00	45,444.63
0000304690	*BUS OPERATOR	40,643.20	40,643.20	0.00	43,426.13	6,202.82	0.00	49,628.95
0000302547	*BUS OPERATOR	40,643.20	40,643.20	0.00	42,565.27	8,865.81	0.00	51,431.08
0000326268	*JOURNEYMAN RAIL CAR MECHANIC	39,603.20	41,392.00	1,788.80	41,537.28	3,955.30	450.00	45,942.58
0000321723	*TRANSPORTATION ASSISTANT	31,699.20	31,699.20	0.00	27,557.73	1,402.71	0.00	28,960.44
0000305361	*BUS OPERATOR	40,643.20	40,643.20	0.00	41,681.59	6,107.88	0.00	47,789.47
0000306449	*JOURNEYMAN TRACK MECHANIC	43,804.80	43,804.80	0.00	43,765.30	529.16	225.00	44,519.46
0000306335	*REPROGRAPHICS SPEC III	42,515.20	42,515.20	0.00	42,447.06	245.28	0.00	42,692.34
0000319323	SR COMMUNITY OUTREACH PLANNER	68,788.20	68,788.20	0.00	68,788.20	0.00	6,085.11	74,873.31
0000320687	*BUS OPERATOR	40,643.20	40,643.20	0.00	42,930.05	5,454.20	0.00	48,384.25
0000324682	TRANSIT POLICE OFFICER SR	40,040.00	43,305.60	3,265.60	45,287.19	14,448.00	0.00	59,735.19
0000305737	SYSTEM SAFETY OFFICER	57,907.20	62,389.34	4,482.14	59,817.61	0.00	2,399.60	62,217.21
0000305646	*JOURNEYMAN BODY REPAIR	43,804.80	43,804.80	0.00	45,608.24	10,511.60	225.00	56,344.84
0000327676	*INSPECTOR	39,603.20	39,603.20	0.00	24,466.40	506.94	0.00	24,973.34
0000320573	*SERVICEPERSON I	31,824.00	31,824.00	0.00	28,995.04	0.00	122.40	29,117.44
0000306235	*JOURNEYMAN ET-RAIL CAR MAINT	43,804.80	43,804.80	0.00	44,716.47	7,155.18	225.00	52,096.65
0000321774	*BUS OPERATOR	37,606.40	40,643.20	3,036.80	41,883.90	2,626.39	0.00	44,510.29
0000302100	*BUS OPERATOR	40,643.20	40,643.20	0.00	30,170.91	1,222.90	532.47	31,926.28
0000304874	SUPV RAIL YARD TOWER	53,248.00	53,248.00	0.00	53,548.80	5,049.60	0.00	58,598.40
0000302720	*BUS OPERATOR	40,643.20	40,643.20	0.00	41,925.00	3,827.11	0.00	45,752.11
0000304337	*STRUCTURAL INSPECTOR (DATE LAST EMPLOYED 01-FEB-12)	43,118.40	43,118.40	0.00	32,160.77	46.65	0.00	32,207.42
0000305970	*JOURNEYMAN ELEC POWER ELECT	43,804.80	43,804.80	0.00	45,864.10	9,732.34	225.00	55,821.44
0000306527	*BUS OPERATOR	40,643.20	40,643.20	0.00	45,358.20	11,730.46	0.00	57,088.66
0000302834	*SERVICEPERSON I	31,824.00	31,824.00	0.00	32,233.94	1,354.07	0.00	33,588.01
0000320706	DIR GOVERNMENT RELATIONS	90,000.04	90,000.04	0.00	87,577.47	0.00	5,192.32	92,769.79
0000303255	*BUS OPERATOR	40,643.20	40,643.20	0.00	42,948.25	12,398.97	0.00	55,347.22
0000303677	*MOBILITY OPERATOR	30,409.60	30,409.60	0.00	22,909.02	1,918.93	0.00	24,827.95

MARTOC REPORT

EE NUMBER	TITLE	FY 11 BASE SALARY	FY 12 BASE SALARY	DIFFERENCE +/-	REGULAR EARNINGS	OVERTIME EARNINGS	OTHER EARNINGS	TOTAL EARNINGS
0000322256	*MOBILITY OPERATOR	26,083.20	27,414.40	1,331.20	26,603.45	2,489.92	0.00	29,093.37
0000320836	TRANSIT POLICE OFFICER SR	48,713.60	50,668.80	1,955.20	49,242.38	947.89	0.00	50,190.27
0000306067	SUPV RAIL YARD TOWER	54,184.00	54,184.00	0.00	54,184.00	14,991.78	6,252.00	75,427.78
0000303022	GEN FOREMAN BLDGS & GROUNDS	65,047.32	65,047.32	0.00	65,047.44	0.00	3,752.73	68,800.17
0000319731	*MOBILITY OPERATOR	28,766.40	30,409.60	1,643.20	31,188.24	16,961.31	0.00	48,149.55
0000315206	SUPV CAR REPAIR INSPECTION	41,392.00	52,104.00	10,712.00	42,191.00	2,323.57	225.00	44,739.57
0000323611	*BUS OPERATOR	34,548.80	37,606.40	3,057.60	39,469.27	6,013.12	0.00	45,482.39
0000305844	*BUS OPERATOR	40,643.20	40,643.20	0.00	44,452.45	22,088.43	0.00	66,540.88
0000319880	*BUS OPERATOR	40,643.20	40,643.20	0.00	41,662.68	679.53	0.00	42,342.21
0000314814	*BUS OPERATOR	40,643.20	40,643.20	0.00	42,637.78	12,330.68	0.00	54,968.46
0000307024	CONTRACT PROFESSIONAL	0.00	0.00	0.00	90,000.00	6,000.00	0.00	96,000.00
0000305712	*STATION AGENT	37,169.60	37,169.60	0.00	38,603.74	4,697.64	142.96	43,444.34
0000302675	*JOURNEYMAN SUPPORT EQUIPMENT	43,804.80	43,804.80	0.00	46,382.00	1,263.60	225.00	47,870.60
0000317959	*BUS OPERATOR	40,643.20	40,643.20	0.00	42,492.28	1,117.77	0.00	43,610.05
0000320859	*STATION AGENT	37,169.60	37,169.60	0.00	27,474.30	16,022.83	0.00	43,497.13
0000305804	*JOURNEYMAN ET-TRAIN CONTROL	43,804.80	43,804.80	0.00	45,186.85	2,606.21	225.00	48,018.06
0000304654	*AA INSPECTOR	43,804.80	43,804.80	0.00	42,613.97	10,647.52	225.00	53,486.49
0000302010	*AA INSPECTOR	43,804.80	43,804.80	0.00	48,849.18	15,901.89	225.00	64,976.07
0000303825	INSTRUCTOR RAIL OPERATIONS	52,499.20	52,499.20	0.00	52,650.64	0.00	4,038.40	56,689.04
0000325461	CONTRACT PROFESSIONAL (DATE LAST EMPLOYED 07-JAN-12)	0.00	0.00	0.00	78,750.00	0.00	0.00	78,750.00
0000303701	*JOURNEYMAN ET-HVAC	43,804.80	43,804.80	0.00	45,534.13	8,229.23	225.00	53,988.36
0000305501	TRANSIT POLICE LIEUTENANT	80,308.80	80,308.80	0.00	80,308.83	25,588.85	5,945.94	111,843.62
0000302829	CUSTOMER SVCS PROGRAM ADMIN	51,153.96	51,153.96	0.00	51,154.24	0.00	4,334.99	55,489.23
0000303492	*SERVICEPERSON IV	34,008.00	34,008.00	0.00	35,333.29	4,739.13	0.00	40,072.42
0000303122	SUPV BUS TRANSPORTATION	52,561.60	52,561.60	0.00	52,561.60	50.54	0.00	52,612.14
0000304911	TRANSIT POLICE OFFICER SR	56,971.20	54,787.20	-2,184.00	58,230.44	30,381.22	6,531.60	95,143.26
0000306001	SUPV RAIL LINE	48,048.00	48,048.00	0.00	48,048.00	9,494.12	0.00	57,542.12
0000303217	TRANSIT POLICE SERGEANT	65,936.00	65,936.00	0.00	63,891.35	7,441.63	2,916.40	74,249.38
0000303048	*JOURNEYMAN RAIL CAR MECHANIC	43,804.80	43,804.80	0.00	44,909.56	9,500.72	225.00	54,635.28
0000316573	TRANSIT POLICE SERGEANT	60,964.80	63,398.40	2,433.60	62,475.84	7,666.51	0.00	70,142.35
0000302128	*BUS OPERATOR	40,643.20	40,643.20	0.00	42,851.75	5,931.14	0.00	48,782.89
0000320199	*MOBILITY OPERATOR	23,358.40	23,358.40	0.00	21,370.74	598.06	0.00	21,968.80
0000302302	*RAIL OPERATOR	40,643.20	40,643.20	0.00	48,480.20	26,191.11	0.00	74,671.31
0000317917	CLAIMS ADJUSTER III	51,469.34	51,469.34	0.00	51,469.60	0.00	989.80	52,459.40

MARTOC REPORT

EE NUMBER	TITLE	FY 11	FY 12	DIFFERENCE	REGULAR	OVERTIME	OTHER	TOTAL
		BASE SALARY	BASE SALARY	+/-	EARNINGS	EARNINGS	EARNINGS	EARNINGS
0000320361	*RAIL STATION CLEANER	28,412.80	28,412.80	0.00	29,193.61	6,608.05	0.00	35,801.66
0000318792	*BUS OPERATOR	40,643.20	40,643.20	0.00	42,966.70	9,670.03	0.00	52,636.73
0000305628	*INSPECTOR	43,118.40	43,118.40	0.00	47,667.83	6,794.34	225.00	54,687.17
0000319671	TRANSIT POLICE OFFICER	45,032.00	46,841.60	1,809.60	45,639.81	1,783.00	866.00	48,288.81
0000305634	*INSPECTOR	43,118.40	43,118.40	0.00	46,396.99	15,200.95	225.00	61,822.94
0000322985	TRANSIT POLICE OFFICER SR	45,032.00	46,841.60	1,809.60	39,450.08	319.25	606.20	40,375.53
0000321515	TRANSIT POLICE OFFICER SR	46,841.60	48,713.60	1,872.00	50,327.85	24,053.70	1,873.60	76,255.15
0000316610	*BUS OPERATOR	40,643.20	40,643.20	0.00	41,576.58	1,572.25	0.00	43,148.83
0000304686	*BUS OPERATOR	40,643.20	40,643.20	0.00	42,051.75	8,378.54	0.00	50,430.29
0000322946	JOC WORK ORDER COORDINATOR	62,751.00	62,751.00	0.00	62,751.00	0.00	6,798.03	69,549.03
0000303614	INSTRUCTOR CAR MAINT MECH	56,992.00	56,992.00	0.00	56,992.00	328.80	3,288.00	60,608.80
0000302098	ELECTRICAL ENGINEER VI	88,427.56	88,427.56	0.00	88,428.08	0.00	10,203.21	98,631.29
0000323951	*BUS OPERATOR	34,548.80	37,606.40	3,057.60	36,363.99	4,663.94	0.00	41,027.93
0000302740	*BUS OPERATOR	40,643.20	40,643.20	0.00	41,769.39	10,523.12	0.00	52,292.51
0000305789	TRANSIT POLICE OFFICER SPECIAL	56,971.20	56,971.20	0.00	44,234.85	14,236.06	7,450.08	65,920.99
0000304269	*BUS OPERATOR	40,643.20	40,643.20	0.00	42,320.87	11,830.11	0.00	54,150.98
0000305527	*BUS OPERATOR	40,643.20	40,643.20	0.00	41,301.39	256.52	0.00	41,557.91
0000304279	DISPATCHER RADIO COMMUNICATION	52,312.00	52,312.00	0.00	44,314.30	2,615.60	8,048.00	54,977.90
0000303694	TRANSIT POLICE OFFICER SPECIAL	54,787.20	56,971.20	2,184.00	57,434.15	40,293.33	2,191.20	99,918.68
0000302392	*JOURNEYMAN ET-TELEPHONE MAINT	43,804.80	43,804.80	0.00	45,384.31	14,807.92	225.00	60,417.23
0000305366	SUPV RAIL LINE (DATE LAST EMPLOYED 01-APR-12)	50,731.20	50,731.20	0.00	22,518.09	2,993.90	20,737.85	46,249.84
0000319732	*MOBILITY OPERATOR	28,766.40	30,409.60	1,643.20	32,617.53	14,321.99	0.00	46,939.52
0000318782	COMPENSATION ANALYST III	63,194.04	63,194.04	0.00	63,194.14	0.00	4,374.98	67,569.12
0000320445	MOBILITY SYSTEM DATA SPECIALIST	29,601.00	29,601.00	0.00	26,607.13	2,822.60	0.00	29,429.73
0000317910	TRANSIT POLICE OFFICER SR	50,668.80	52,686.40	2,017.60	50,069.60	24,169.55	876.96	75,116.11
0000327311	*JOURNEYMAN RAIL CAR MECHANIC	41,080.00	41,080.00	0.00	32,417.66	1,185.01	225.00	33,827.67
0000302638	*BUS OPERATOR (DATE LAST EMPLOYED 24-MAY-12)	40,643.20	40,643.20	0.00	36,519.81	2,815.46	0.00	39,335.27
0000305652	*BUS OPERATOR	40,643.20	40,643.20	0.00	43,477.44	33,408.07	0.00	76,885.51
0000304650	RIDESTORE ASSISTANT	38,688.00	38,688.00	0.00	38,767.36	2,246.88	2,827.20	43,841.44
0000306227	*TRACK MAINTAINER	43,118.40	43,118.40	0.00	44,236.05	4,485.51	0.00	48,721.56
0000304626	SUPV BREEZE MEDIA DIST RIDE ST	54,678.26	54,678.26	0.00	54,678.83	0.00	858.03	55,536.86
0000302587	MGR RECRUITING	82,167.02	82,167.02	0.00	81,851.26	0.00	5,035.38	86,886.64
0000303663	*BUS OPERATOR	40,643.20	40,643.20	0.00	44,265.18	7,234.12	0.00	51,499.30
0000320931	FOREMAN POWER	43,804.80	52,104.00	8,299.20	47,845.19	14,925.65	225.00	62,995.84
0000302543	DIR ENTERPRISE TECHNOLOGY	101,000.12	101,000.12	0.00	101,000.27	0.00	36,361.09	137,361.36

MARTOC REPORT

EE NUMBER	TITLE	FY 11	FY 12	DIFFERENCE	REGULAR	OVERTIME	OTHER	TOTAL
		BASE SALARY	BASE SALARY	+/-	EARNINGS	EARNINGS	EARNINGS	EARNINGS
0000305279	TRANSIT POLICE OFFICER SR	54,787.20	54,787.20	0.00	50,230.38	4,820.27	5,268.00	60,318.65
0000304127	*BUS OPERATOR	40,643.20	40,643.20	0.00	40,494.29	937.48	0.00	41,431.77
0000320286	COMMUNICATIONS SPECIALIST	33,529.60	33,529.60	0.00	28,544.50	175.31	322.40	29,042.21
0000303329	*JOURNEYMAN RAIL CAR MECHANIC	43,804.80	43,804.80	0.00	49,294.74	12,288.56	225.00	61,808.30
0000315036	RAIL SERVICES CONTROLLER	61,880.00	61,880.00	0.00	61,880.00	981.79	714.00	63,575.79
0000303977	*BUS OPERATOR	40,643.20	40,643.20	0.00	35,985.99	1,832.96	0.00	37,818.95
0000304321	*BUS OPERATOR	40,643.20	40,643.20	0.00	43,775.31	12,348.16	0.00	56,123.47
0000324740	CHF SPOKESPERSON	132,000.18	132,000.18	0.00	120,831.38	0.00	10,153.87	130,985.25
0000305156	*RAIL OPERATOR	40,643.20	40,643.20	0.00	37,437.78	3,550.17	0.00	40,987.95
0000315290	SR DOCUMENTATION CONTROL SPEC	51,104.56	51,104.56	0.00	51,105.13	0.00	1,965.57	53,070.70
0000304899	*BUS OPERATOR	40,643.20	40,643.20	0.00	43,088.78	7,803.27	0.00	50,892.05
0000303514	*BUS OPERATOR	40,643.20	40,643.20	0.00	45,006.49	12,293.76	196.77	57,497.02
0000315236	*TRACK MAINTAINER	43,118.40	43,118.40	0.00	45,998.11	4,625.46	0.00	50,623.57
0000315023	*BUS OPERATOR	40,643.20	40,643.20	0.00	44,046.32	2,360.90	0.00	46,407.22
0000315327	*BUS OPERATOR	40,643.20	40,643.20	0.00	32,545.38	2,155.20	0.00	34,700.58
0000327289	*BUS OPERATOR	28,454.40	28,454.40	0.00	21,329.98	2,180.99	0.00	23,510.97
0000322680	*APPRENTICE MECHANIC	34,008.00	36,920.00	2,912.00	35,578.73	5,377.19	0.00	40,955.92
0000303618	*RAIL OPERATOR	40,643.20	40,643.20	0.00	44,188.64	20,081.84	0.00	64,270.48
0000322290	SR ENTERPRISE SYSTEMS ENGINEER	84,000.02	84,000.02	0.00	89,000.59	0.00	3,230.77	92,231.36
0000319607	*JOURNEYMAN ET-RAIL CAR MAINT	43,804.80	43,804.80	0.00	48,451.76	10,930.15	225.00	59,606.91
0000319452	*BUS OPERATOR	40,643.20	40,643.20	0.00	41,233.83	4,278.15	0.00	45,511.98
0000322447	*BUS OPERATOR	31,491.20	31,491.20	0.00	25,032.90	2,710.55	0.00	27,743.45
0000322355	*TRAFFIC CHECKER	23,628.80	26,499.20	2,870.40	27,631.47	9,726.03	0.00	37,357.50
0000315984	*BUS OPERATOR	40,643.20	40,643.20	0.00	42,616.21	19,705.39	0.00	62,321.60
0000304041	*BUS OPERATOR	40,643.20	40,643.20	0.00	40,957.11	412.71	161.21	41,531.03
0000302238	*BUS OPERATOR	40,643.20	40,643.20	0.00	41,698.40	2,558.51	0.00	44,256.91
0000305758	*SERVICEPERSON I (A)	32,281.60	32,281.60	0.00	33,814.20	4,877.16	0.00	38,691.36
0000315024	*SERVICEPERSON I (A)	32,281.60	32,281.60	0.00	33,220.12	11,424.66	0.00	44,644.78
0000320941	*HOSTLER JUNIOR APPRENTICE	27,414.40	32,281.60	4,867.20	28,286.26	3,146.87	0.00	31,433.13
0000320876	*JOURNEYMAN ELEC POWER ELECT	43,804.80	43,804.80	0.00	45,842.29	8,996.94	225.00	55,064.23
0000322378	RAIL SERVICES CONTROLLER	50,440.00	55,120.00	4,680.00	50,434.70	616.92	1,414.00	52,465.62
0000306455	MAINTENANCE PLANNER BUS	54,995.20	54,995.20	0.00	54,677.92	0.00	0.00	54,677.92
0000321954	*BUS OPERATOR	37,606.40	40,643.20	3,036.80	39,195.57	2,116.55	0.00	41,312.12
0000302142	*JOURNEYMAN ET-LABORATORY	43,804.80	43,804.80	0.00	49,592.35	4,201.50	225.00	54,018.85

MARTOC REPORT

EE NUMBER	TITLE	FY 11	FY 12	DIFFERENCE	REGULAR	OVERTIME	OTHER	TOTAL
		BASE SALARY	BASE SALARY	+/-	EARNINGS	EARNINGS	EARNINGS	EARNINGS
0000305092	*SERVICEPERSON V	43,118.40	43,118.40	0.00	50,392.61	14,218.21	0.00	64,610.82
0000319812	*BUS OPERATOR	40,643.20	40,643.20	0.00	42,190.19	2,244.77	0.00	44,434.96
0000316268	*BUS OPERATOR	40,643.20	40,643.20	0.00	35,667.78	3,174.10	156.32	38,998.20
0000306623	DISPATCHER RADIO COMMUNICATION	48,588.80	48,588.80	0.00	48,542.08	9,554.24	934.40	59,030.72
0000304851	*BUS OPERATOR	40,643.20	40,643.20	0.00	47,892.58	13,317.29	0.00	61,209.87
0000322159	*SERVICEPERSON I (A)	32,281.60	32,281.60	0.00	32,013.44	2,328.00	155.20	34,496.64
0000305500	SUPV RAIL LINE	48,048.00	48,048.00	0.00	48,117.30	2,471.70	4,804.80	55,393.80
0000326198	IT QUALITY ASSURANCE ANALYST	80,000.18	80,000.18	0.00	88,240.80	0.00	0.00	88,240.80
0000305856	REDUCED FARE REPRESENTATIVE	25,915.50	25,915.50	0.00	24,791.54	0.00	0.00	24,791.54
0000302325	*INSPECTOR	43,118.40	43,118.40	0.00	46,998.73	14,916.03	225.00	62,139.76
0000319776	SUPV RAIL CAR APPEARANCE	44,033.60	44,033.60	0.00	44,033.60	4,805.59	3,852.94	52,692.13
0000305458	*MATERIAL CONTROLLER	42,369.60	42,369.60	0.00	40,296.03	61.11	325.92	40,683.06
0000313012	ARCHITECT VI	81,660.80	81,660.80	0.00	81,975.69	0.00	0.00	81,975.69
0000323024	*INSPECTOR	41,392.00	41,662.40	270.40	44,361.94	16,273.60	384.20	61,019.74
0000305520	TRANSIT POLICE SERGEANT	65,936.00	65,936.00	0.00	67,196.11	27,281.95	1,902.00	96,380.06
0000306384	PROTECTIVE SPEC POLICE CADET	28,704.00	28,704.00	0.00	28,883.40	1,024.65	1,656.00	31,564.05
0000311394	*JOURNEYMAN ET-RAIL CAR MAINT	43,804.80	43,804.80	0.00	44,316.09	39.49	225.00	44,580.58
0000302526	*RAIL STATION CLEANER	28,412.80	28,412.80	0.00	28,421.82	0.00	109.28	28,531.10
0000303973	*JOURNEYMAN ET-TRAIN CONTROL	43,804.80	43,804.80	0.00	54,806.00	13,781.21	225.00	68,812.21
0000305168	*BUS OPERATOR	40,643.20	40,643.20	0.00	42,561.44	11,471.01	0.00	54,032.45
0000323022	*JOURNEYMAN ET-TELEPHONE MAINT	43,804.80	43,804.80	0.00	46,165.94	15,400.25	225.00	61,791.19
0000320039	*BUS OPERATOR	34,548.80	40,643.20	6,094.40	42,191.11	1,018.34	0.00	43,209.45
0000323243	*BUS OPERATOR	34,548.80	37,606.40	3,057.60	30,472.39	2,930.21	0.00	33,402.60
0000305211	*MOBILITY OPERATOR	30,409.60	30,409.60	0.00	20,734.83	38.41	0.00	20,773.24
0000316274	*RAIL OPERATOR	40,643.20	40,643.20	0.00	41,296.42	3,075.08	0.00	44,371.50
0000321836	*BUS OPERATOR	37,606.40	40,643.20	3,036.80	41,395.81	5,233.08	0.00	46,628.89
0000323371	*BUS OPERATOR	34,548.80	37,606.40	3,057.60	38,470.76	3,207.47	0.00	41,678.23
0000321556	*MOBILITY OPERATOR	26,083.20	27,414.40	1,331.20	20,428.08	306.88	0.00	20,734.96
0000303083	*BUS OPERATOR	40,643.20	40,643.20	0.00	42,420.16	10,511.42	0.00	52,931.58
0000326715	*BUS OPERATOR	28,454.40	28,454.40	0.00	26,978.70	1,714.20	0.00	28,692.90
0000327455	*BUS OPERATOR	28,454.40	28,454.40	0.00	19,075.08	2,038.98	0.00	21,114.06
0000319628	TRANSIT POLICE OFFICER SR (DATE LAST EMPLOYED 17-JUL-12)	46,841.60	46,841.60	0.00	35,949.92	7,026.24	1,261.12	44,237.28
0000303652	*BUS OPERATOR	40,643.20	40,643.20	0.00	40,908.56	1,764.01	0.00	42,672.57
0000322575	*SERVICEPERSON I (A)	32,281.60	32,281.60	0.00	31,997.92	1,629.60	0.00	33,627.52
0000316539	SUPV BUS TRANSPORTATION	40,643.20	48,048.00	7,404.80	47,266.60	7,736.40	3,187.80	58,190.80

MARTOC REPORT

EE NUMBER	TITLE	FY 11	FY 12	DIFFERENCE	REGULAR	OVERTIME	OTHER	TOTAL
		BASE SALARY	BASE SALARY	+/-	EARNINGS	EARNINGS	EARNINGS	EARNINGS
0000302913	*SERVICEPERSON IV	34,008.00	34,008.00	0.00	33,732.38	1,614.27	0.00	35,346.65
0000320171	IT SERVICES ANALYST	56,439.24	56,439.24	0.00	56,439.55	0.00	0.00	56,439.55
0000322199	*JOURNEYMAN OVERHAULER	43,118.40	43,804.80	686.40	40,805.55	139.95	225.00	41,170.50
0000308974	*BUS OPERATOR	40,643.20	40,643.20	0.00	24,089.84	939.70	0.00	25,029.54
0000302935	TRANSIT POLICE OFFICER SR	54,787.20	54,787.20	0.00	55,682.76	3,832.48	3,160.80	62,676.04
0000305244	*BUS OPERATOR	40,643.20	40,643.20	0.00	33,987.80	260.32	0.00	34,248.12
0000317644	*TRACK WALKER	43,118.40	43,118.40	0.00	44,567.80	6,009.16	0.00	50,576.96
0000317666	GIS ANALYST II	63,557.26	63,557.26	0.00	63,557.66	0.00	0.00	63,557.66
0000305766	*AA INSPECTOR	43,804.80	43,804.80	0.00	47,361.29	14,555.22	225.00	62,141.51
0000321158	SR COST ESTIMATOR	75,000.12	75,000.12	0.00	75,000.28	0.00	1,538.47	76,538.75
0000304215	DIR QA & CONFIG MGMT	101,983.18	103,392.12	1,408.94	102,525.49	0.00	9,224.60	111,750.09
0000305221	TRANSIT POLICE OFFICER SPECIAL	56,971.20	56,971.20	0.00	59,792.37	22,822.95	0.00	82,615.32
0000303721	*INSPECTOR	39,603.20	40,643.20	1,040.00	41,134.05	5,070.56	225.00	46,429.61
0000318898	*BUS OPERATOR	40,643.20	40,643.20	0.00	36,871.78	1,518.36	0.00	38,390.14
0000307098	*MOBILITY OPERATOR	30,409.60	30,409.60	0.00	30,815.31	1,326.91	0.00	32,142.22
0000320167	*JOURNEYMAN ET-RADIO MAINT	43,804.80	43,804.80	0.00	44,979.85	7,676.41	225.00	52,881.26
0000320856	*SERVICEPERSON I (A)	32,281.60	32,281.60	0.00	32,149.24	1,164.00	0.00	33,313.24
0000322926	*BUS OPERATOR	37,606.40	40,643.20	3,036.80	38,832.93	1,667.13	0.00	40,500.06
0000302242	SUPT RAIL LINE	62,804.56	62,804.56	0.00	63,046.64	0.00	10,628.51	73,675.15
0000323512	*BUS OPERATOR	34,548.80	37,606.40	3,057.60	37,434.53	3,869.89	0.00	41,304.42
0000324863	*BUS OPERATOR	23,358.40	28,454.40	5,096.00	22,521.92	1,667.56	0.00	24,189.48
0000303117	*JOURNEYMAN ET-COMPUTER MAINT	43,804.80	43,804.80	0.00	44,275.66	4,233.12	225.00	48,733.78
0000303537	*CUSTOMER INFORMATION OPERATOR	31,699.20	31,699.20	0.00	32,890.52	297.20	0.00	33,187.72
0000323591	*BUS OPERATOR	34,548.80	37,606.40	3,057.60	30,479.14	2,704.85	0.00	33,183.99
0000320663	*BUS OPERATOR	34,548.80	37,606.40	3,057.60	36,710.62	10,953.71	0.00	47,664.33
0000314571	DISPATCHER RADIO COMMUNICATION	48,588.80	48,588.80	0.00	48,588.80	7,148.16	3,176.96	58,913.92
0000323019	*BUS OPERATOR	37,606.40	40,643.20	3,036.80	38,873.63	4,502.31	0.00	43,375.94
0000317769	*JOURNEYMAN RAIL CAR MECHANIC	43,804.80	43,804.80	0.00	43,775.48	3,048.48	225.00	47,048.96
0000316942	OFFICE ADMINISTRATOR II	55,000.14	55,000.14	0.00	55,000.42	0.00	0.00	55,000.42
0000302942	SUPV BUS TRANSPORTATION	40,643.20	48,048.00	7,404.80	48,609.50	9,769.34	4,335.18	62,714.02
0000302355	*INSPECTOR	43,118.40	43,118.40	0.00	44,305.57	13,077.82	225.00	57,608.39
0000302127	*JOURNEYMAN ET-RAIL CAR MAINT	43,804.80	43,804.80	0.00	45,676.49	8,718.88	225.00	54,620.37
0000302135	*JOURNEYMAN SUPPORT EQUIPMENT	43,804.80	43,804.80	0.00	44,181.25	221.13	225.00	44,627.38
0000306416	*BUS OPERATOR	40,643.20	40,643.20	0.00	41,474.34	707.03	0.00	42,181.37

MARTOC REPORT

EE NUMBER	TITLE	FY 11	FY 12	DIFFERENCE	REGULAR	OVERTIME	OTHER	TOTAL
		BASE SALARY	BASE SALARY	+/-	EARNINGS	EARNINGS	EARNINGS	EARNINGS
0000304392	TRANSIT POLICE LIEUTENANT (DATE LAST EMPLOYED 01-JUL-12)	80,308.80	80,308.80	0.00	205,233.48	675.70	0.00	205,909.18
0000320832	*BUS OPERATOR	40,643.20	40,643.20	0.00	41,590.91	2,564.23	0.00	44,155.14
0000322735	MGR SYSTEMS ENGINEERING	93,994.16	93,994.16	0.00	93,995.32	0.00	0.00	93,995.32
0000315140	MGR ACCOUNTING	81,876.86	81,876.86	0.00	81,877.40	0.00	6,298.22	88,175.62
0000315066	*BUS OPERATOR	40,643.20	40,643.20	0.00	42,428.12	4,486.06	0.00	46,914.18
0000319681	IT ANALYST	64,638.86	64,638.86	0.00	58,644.04	0.00	6,610.11	65,254.15
0000322512	*HOSTLER JUNIOR APPRENTICE	29,182.40	32,281.60	3,099.20	31,540.92	4,440.09	0.00	35,981.01
0000320422	*SERVICEPERSON I (A)	29,182.40	29,182.40	0.00	25,916.98	1,429.94	0.00	27,346.92
0000302256	SUPV BUS MAINTENANCE	57,449.60	57,449.60	0.00	58,830.60	8,106.47	1,712.44	68,649.51
0000312609	CONTRACT PROFESSIONAL (DATE LAST EMPLOYED 29-JUN-12)	0.00	0.00	0.00	25,694.00	0.00	0.00	25,694.00
0000302550	SUPV RAIL LINE	48,880.00	48,880.00	0.00	48,880.02	17,002.36	2,820.00	68,702.38
0000302643	*BUS OPERATOR	40,643.20	40,643.20	0.00	45,310.60	38,550.04	0.00	83,860.64
0000327459	*BUS OPERATOR	28,454.40	28,454.40	0.00	19,913.32	3,716.34	0.00	23,629.66
0000318736	*BUS OPERATOR	40,643.20	40,643.20	0.00	40,218.10	5,776.35	0.00	45,994.45
0000305368	CONTRACT PROFESSIONAL	0.00	0.00	0.00	51,894.00	9,706.50	0.00	61,600.50
0000303760	DIVISION DISPATCHER	48,588.80	48,588.80	0.00	48,588.80	10,103.20	4,625.28	63,317.28
0000303367	*MATERIAL CONTROLLER	42,369.60	42,369.60	0.00	34,605.24	526.04	0.00	35,131.28
0000322035	*MOBILITY OPERATOR	26,083.20	27,414.40	1,331.20	27,948.58	15,008.84	0.00	42,957.42
0000303724	*JOURNEYMAN RAIL CAR MECHANIC	43,804.80	43,804.80	0.00	45,934.02	8,995.26	225.00	55,154.28
0000316111	*BUS OPERATOR	40,643.20	40,643.20	0.00	40,434.95	1,345.02	625.28	42,405.25
0000302826	*JOURNEYMAN RAIL CAR MECHANIC	43,804.80	43,804.80	0.00	49,809.07	9,555.98	225.00	59,590.05
0000303213	*JOURNEYMAN ET-TRAIN CONTROL	43,804.80	43,804.80	0.00	45,508.02	6,246.96	225.00	51,979.98
0000322579	SUPV PARKING SERVICES	28,957.50	28,957.50	0.00	28,779.56	6,096.00	1,113.75	35,989.31
0000304778	*BUS OPERATOR	40,643.20	40,643.20	0.00	44,541.03	30,253.61	0.00	74,794.64
0000315741	*RAIL STATION CLEANER	28,412.80	28,412.80	0.00	30,341.08	6,234.12	0.00	36,575.20
0000315202	FOREMAN TRAIN CONTROL	43,804.80	52,520.00	8,715.20	46,983.94	13,428.77	225.00	60,637.71
0000304548	*BUS OPERATOR (DATE LAST EMPLOYED 01-JUN-12)	40,643.20	40,643.20	0.00	36,285.97	0.00	156.32	36,442.29
0000303699	*BUS OPERATOR	40,643.20	40,643.20	0.00	43,081.74	4,330.24	0.00	47,411.98
0000320676	SVC DESK SUPPORT AGENT	41,905.50	41,905.50	0.00	41,905.75	3,223.52	4,512.91	49,642.18
0000305187	*JOURNEYMAN ET-RADIO MAINT	39,603.20	43,804.80	4,201.60	42,703.99	7,633.41	225.00	50,562.40
0000323534	TRANSIT POLICE OFFICER SR	45,032.00	46,841.60	1,809.60	49,137.36	25,038.42	0.00	74,175.78
0000305204	*BUS OPERATOR	40,643.20	40,643.20	0.00	48,244.73	41,731.00	0.00	89,975.73
0000320321	*RAIL STATION CLEANER	28,412.80	28,412.80	0.00	29,193.62	2,807.13	0.00	32,000.75
0000324726	*BUS OPERATOR	34,548.80	34,548.80	0.00	34,972.44	4,441.26	0.00	39,413.70

MARTOC REPORT

EE NUMBER	TITLE	FY 11	FY 12	DIFFERENCE	REGULAR	OVERTIME	OTHER	TOTAL
		BASE SALARY	BASE SALARY	+/-	EARNINGS	EARNINGS	EARNINGS	EARNINGS
0000302421	*BUS OPERATOR (DATE LAST EMPLOYED 16-MAY-12)	40,643.20	40,643.20	0.00	19,959.10	2,895.87	0.00	22,854.97
0000303197	*AA INSPECTOR	43,804.80	43,804.80	0.00	45,383.50	3,680.90	225.00	49,289.40
0000303665	*JOURNEYMAN SUPPORT EQUIPMENT	43,804.80	43,804.80	0.00	44,844.63	4,406.81	225.00	49,476.44
0000319162	*MOBILITY OPERATOR	23,358.40	24,564.80	1,206.40	24,142.60	1,115.29	0.00	25,257.89
0000306290	TRANSIT POLICE LIEUTENANT	80,308.80	80,308.80	0.00	80,308.80	10,173.80	5,019.30	95,501.90
0000320776	CONTRACT EMP ADMIN SUPPORT	0.00	0.00	0.00	33,767.13	2,372.68	0.00	36,139.81
0000304416	*RAIL STATION CLEANER	28,412.80	28,412.80	0.00	31,085.52	7,186.87	0.00	38,272.39
0000314918	DISPATCHER-RAIL TRANSPORTATION	48,048.00	48,048.00	0.00	48,048.00	11,285.33	0.00	59,333.33
0000303695	*BUS OPERATOR	40,643.20	40,643.20	0.00	41,948.74	2,000.63	0.00	43,949.37
0000322148	SUPV BUS MAINTENANCE	52,104.00	52,104.00	0.00	52,104.00	8,980.57	0.00	61,084.57
0000304229	PARKING SERVICES REP	22,483.50	22,483.50	0.00	22,483.76	60.54	853.46	23,397.76
0000326275	*MOBILITY OPERATOR	23,358.40	23,358.40	0.00	21,355.01	269.58	0.00	21,624.59
0000311602	*BUS OPERATOR	40,643.20	40,643.20	0.00	28,165.89	764.75	0.00	28,930.64
0000302994	*DATA SYSTEM CLAIMS CLERK	31,699.20	31,699.20	0.00	33,528.00	0.00	0.00	33,528.00
0000305926	TRANSIT POLICE OFFICER SR	54,787.20	54,787.20	0.00	50,691.33	5,630.24	7,612.26	63,933.83
0000317199	TRANSIT POLICE SERGEANT	56,368.00	58,614.40	2,246.40	61,336.12	40,396.12	0.00	101,732.24
0000318415	*JOURNEYMAN ELEC POWER ELECT	39,603.20	41,080.00	1,476.80	39,862.35	8,161.16	450.00	48,473.51
0000319324	MGR COMMUNICATIONS	78,000.00	78,000.00	0.00	78,000.00	0.00	0.00	78,000.00
0000305490	SR COST ANALYST	70,864.04	77,072.06	6,208.02	75,047.03	0.00	3,557.18	78,604.21
0000302850	*BUS OPERATOR	40,643.20	40,643.20	0.00	40,068.90	983.47	0.00	41,052.37
0000322332	*JOURNEYMAN SUPPORT EQUIPMENT	32,281.60	41,080.00	8,798.40	35,729.96	2,435.67	0.00	38,165.63
0000304849	FOREMAN BUILDINGS SUPP EQUIP	56,680.00	56,680.00	0.00	56,680.00	2,234.50	5,450.00	64,364.50
0000323208	TRANSIT POLICE OFFICER SR	46,841.60	48,713.60	1,872.00	47,698.16	23,402.94	1,801.60	72,902.70
0000322856	*INSPECTOR	41,392.00	43,118.40	1,726.40	37,292.63	260.80	225.00	37,778.43
0000304262	CONTRACT EMP ADMIN SUPPORT	0.00	0.00	0.00	27,914.57	1,946.25	0.00	29,860.82
0000320210	*BUS OPERATOR	40,643.20	40,643.20	0.00	42,284.90	3,147.79	0.00	45,432.69
0000304870	*BUS OPERATOR	40,643.20	40,643.20	0.00	40,696.52	4,207.85	0.00	44,904.37
0000305643	*BUS OPERATOR	40,643.20	40,643.20	0.00	38,123.95	361.64	0.00	38,485.59
0000303025	*AA INSPECTOR	43,804.80	43,804.80	0.00	44,725.24	3,798.83	225.00	48,749.07
0000302916	*MOBILITY OPERATOR	30,409.60	30,409.60	0.00	29,550.70	9,183.28	116.96	38,850.94
0000303539	TRANSIT POLICE OFFICER SR	54,787.20	54,787.20	0.00	56,486.13	20,505.72	5,373.36	82,365.21
0000302116	RAIL SERVICES CONTROLLER	58,884.80	58,884.80	0.00	58,884.80	1,330.57	0.00	60,215.37
0000321480	*BUS OPERATOR	37,606.40	40,643.20	3,036.80	42,638.59	6,819.83	0.00	49,458.42
0000322221	*RAIL STATION CLEANER	28,412.80	28,412.80	0.00	29,446.32	4,717.83	0.00	34,164.15
0000315198	TRANSIT POLICE SERGEANT	58,614.40	60,964.80	2,350.40	60,979.40	11,748.03	2,681.87	75,409.30

MARTOC REPORT

EE NUMBER	TITLE	FY 11	FY 12	DIFFERENCE	REGULAR	OVERTIME	OTHER	TOTAL
		BASE SALARY	BASE SALARY	+/-	EARNINGS	EARNINGS	EARNINGS	EARNINGS
0000303499	TRANSIT POLICE OFFICER SPECIAL	56,971.20	56,971.20	0.00	58,614.60	54,252.95	5,678.77	118,546.32
0000326778	*MOBILITY OPERATOR	23,358.40	23,358.40	0.00	22,303.71	2,021.49	0.00	24,325.20
0000320950	SR ASSOCIATE COUNSEL	92,668.94	92,668.94	0.00	90,985.96	0.00	712.84	91,698.80
0000304580	GEN SUPT BUS MAINT	81,343.60	81,343.60	0.00	81,344.37	0.00	0.00	81,344.37
0000304422	SUPV BUS TRANSPORTATION	48,048.00	48,048.00	0.00	48,048.00	11,755.59	1,085.70	60,889.29
0000322992	TRANSIT POLICE OFFICER	43,305.60	45,032.00	1,726.40	43,583.32	16,688.81	0.00	60,272.13
0000320485	*BUS OPERATOR	40,643.20	40,643.20	0.00	40,925.17	2,869.76	0.00	43,794.93
0000306168	GEN FOREMAN BLDGS & GROUNDS	67,847.00	67,847.00	0.00	70,097.36	0.00	5,740.90	75,838.26
0000303390	*SERVICEPERSON I	31,824.00	31,824.00	0.00	33,713.83	7,068.66	0.00	40,782.49
0000306471	*JOURNEYMAN ET-RADIO MAINT	43,804.80	43,804.80	0.00	54,267.68	2,092.91	225.00	56,585.59
0000303888	*RAIL OPERATOR	40,643.20	40,643.20	0.00	43,116.39	19,981.01	0.00	63,097.40
0000306038	SUPV BUS MAINTENANCE (DATE LAST EMPLOYED 01-JAN-12)	57,740.80	57,740.80	0.00	28,389.32	3,608.80	15,620.00	47,618.12
0000304830	*JOURNEYMAN ET-RAIL CAR MAINT	43,804.80	43,804.80	0.00	45,142.10	2,274.50	225.00	47,641.60
0000305214	*BUS OPERATOR	40,643.20	40,643.20	0.00	42,096.69	13,638.91	0.00	55,735.60
0000321067	*BUS OPERATOR (DATE LAST EMPLOYED 24-MAY-12)	40,643.20	40,643.20	0.00	34,950.10	1,912.95	0.00	36,863.05
0000305880	*RAIL OPERATOR	40,643.20	40,643.20	0.00	44,748.58	29,226.87	0.00	73,975.45
0000320584	*MATERIAL CONTROLLER	41,496.00	42,369.60	873.60	42,953.80	273.75	0.00	43,227.55
0000304714	MAINTENANCE PLANNER BUS	52,686.40	52,686.40	0.00	44,641.20	3,140.92	4,052.80	51,834.92
0000317775	*BUS OPERATOR	40,643.20	40,643.20	0.00	39,863.51	1,946.31	0.00	41,809.82
0000305499	*JOURNEYMAN ET-RADIO MAINT	43,804.80	43,804.80	0.00	53,239.68	781.86	1,909.80	55,931.34
0000316824	*REPROGRAPHICS SPEC III	42,515.20	42,515.20	0.00	42,565.20	735.84	0.00	43,301.04
0000305276	OFFICE ADMINISTRATOR II	53,371.24	53,371.24	0.00	53,371.77	0.00	2,873.84	56,245.61
0000304022	*REVENUE AGENT	41,308.80	41,308.80	0.00	42,902.57	7,239.03	0.00	50,141.60
0000303124	*BUS OPERATOR	40,643.20	40,643.20	0.00	32,401.91	1,263.11	0.00	33,665.02
0000315243	*BUS OPERATOR	40,643.20	40,643.20	0.00	35,854.60	6,562.81	0.00	42,417.41
0000322131	*BUS OPERATOR	37,606.40	40,643.20	3,036.80	44,291.13	9,787.65	0.00	54,078.78
0000302470	SUPT BUS TRANSPORTATION	69,235.40	69,235.40	0.00	68,969.14	0.00	8,521.28	77,490.42
0000303471	*JOURNEYMAN ET-TELEPHONE MAINT	43,804.80	43,804.80	0.00	23,587.20	663.40	225.00	24,475.60
0000302366	*BUS OPERATOR	40,643.20	40,643.20	0.00	41,024.82	6,429.65	312.64	47,767.11
0000327907	AGM INTERNAL AUDIT	150,000.24	150,000.24	0.00	63,461.69	0.00	0.00	63,461.69
0000323415	*BUS OPERATOR	34,548.80	37,606.40	3,057.60	37,809.93	4,638.33	0.00	42,448.26
0000320655	*BUS OPERATOR	40,643.20	40,643.20	0.00	40,230.66	2,261.08	0.00	42,491.74
0000303099	*BUS OPERATOR	40,643.20	40,643.20	0.00	42,312.81	2,478.00	0.00	44,790.81
0000316471	*BUS OPERATOR	34,548.80	37,606.40	3,057.60	36,968.73	3,666.43	0.00	40,635.16

MARTOC REPORT

EE NUMBER	TITLE	FY 11	FY 12	DIFFERENCE	REGULAR	OVERTIME	OTHER	TOTAL
		BASE SALARY	BASE SALARY	+/-	EARNINGS	EARNINGS	EARNINGS	EARNINGS
0000323657	*BUS OPERATOR	34,548.80	37,606.40	3,057.60	37,423.09	3,742.97	0.00	41,166.06
0000303178	*BUS OPERATOR	40,643.20	40,643.20	0.00	38,052.32	4,255.35	0.00	42,307.67
0000314819	*BUS OPERATOR	40,643.20	40,643.20	0.00	41,382.05	1,905.31	0.00	43,287.36
0000305553	ARCHITECT IV	63,576.76	63,576.76	0.00	63,578.60	0.00	9,536.57	73,115.17
0000322038	*MOBILITY OPERATOR	26,083.20	27,414.40	1,331.20	27,657.42	4,714.53	0.00	32,371.95
0000321978	RIDESTORE ASSISTANT	29,035.50	29,035.50	0.00	29,221.89	5,717.88	893.41	35,833.18
0000321040	*JOURNEYMAN RAIL CAR MECHANIC	43,118.40	39,603.20	-3,515.20	43,648.66	3,498.78	225.00	47,372.44
0000314232	MGR ITS APPLICATIONS	99,619.00	99,619.00	0.00	99,619.59	0.00	4,086.95	103,706.54
0000316314	RAIL SERVICES CONTROLLER	50,440.00	55,120.00	4,680.00	52,024.50	3,322.51	3,404.00	58,751.01
0000302005	*BUS OPERATOR	40,643.20	40,643.20	0.00	35,523.80	2,401.18	0.00	37,924.98
0000320314	*RAIL STATION CLEANER	28,412.80	28,412.80	0.00	28,988.74	3,063.26	109.28	32,161.28
0000306423	*JOURNEYMAN ET-RAIL CAR MAINT	43,804.80	43,804.80	0.00	45,192.91	821.35	225.00	46,239.26
0000302352	*TRACK WALKER	43,118.40	43,118.40	0.00	42,629.56	2,666.44	0.00	45,296.00
0000306200	PERFORMANCE ANALYST	64,639.12	64,639.12	0.00	64,391.07	0.00	6,463.95	70,855.02
0000319718	AUDITOR III	57,720.78	57,720.78	0.00	57,721.22	0.00	3,108.06	60,829.28
0000314986	*APPRENTICE MECHANIC	30,680.00	36,920.00	6,240.00	33,994.96	5,658.53	276.32	39,929.81
0000305467	*JOURNEYMAN ET-COMPUTER MAINT	43,804.80	43,804.80	0.00	45,699.74	3,601.31	225.00	49,526.05
0000303708	*BUS OPERATOR	40,643.20	40,643.20	0.00	19,573.67	613.77	0.00	20,187.44
0000305297	*BUS OPERATOR (DATE LAST EMPLOYED 01-FEB-12)	40,643.20	40,643.20	0.00	26,767.55	152.80	0.00	26,920.35
0000320105	TRANSIT POLICE OFFICER SR	48,713.60	50,668.80	1,955.20	51,002.78	41,298.24	2,529.36	94,830.38
0000324897	MGR EXEC OFFICE ADMINISTRATION	85,930.26	85,930.26	0.00	85,930.67	0.00	3,823.24	89,753.91
0000303175	*MATERIAL CONTROLLER	43,659.20	42,369.60	-1,289.60	46,879.63	503.78	0.00	47,383.41
0000305510	SUPV BUS TRANSPORTATION	52,790.40	52,790.40	0.00	52,790.40	18,674.36	0.00	71,464.76
0000328145	ARCHITECT IV	65,887.12	65,887.12	0.00	20,019.73	0.00	0.00	20,019.73
0000315242	TRANSIT POLICE OFFICER SPECIAL	54,787.20	56,971.20	2,184.00	58,051.19	29,048.72	4,298.40	91,398.31
0000303956	*TRACK MAINTAINER	43,118.40	43,118.40	0.00	46,922.27	7,214.13	0.00	54,136.40
0000303672	*SERVICEPERSON I	31,824.00	31,824.00	0.00	29,980.63	2,878.87	0.00	32,859.50
0000304614	*CUSTOMER INFORMATION OPERATOR	31,699.20	31,699.20	0.00	32,276.96	2,783.22	0.00	35,060.18
0000306551	*JOURNEYMAN PAINTER	43,804.80	43,804.80	0.00	37,752.70	768.63	225.00	38,746.33
0000303885	*BUS OPERATOR (DATE LAST EMPLOYED 01-JUN-12)	40,643.20	40,643.20	0.00	42,236.80	9,435.74	0.00	51,672.54
0000303198	*BUS OPERATOR	40,643.20	40,643.20	0.00	44,622.87	31,374.18	0.00	75,997.05
0000303788	CONTRACT PROFESSIONAL	0.00	0.00	0.00	114,090.00	0.00	0.00	114,090.00
0000323736	*SERVICEPERSON IV	32,281.60	34,008.00	1,726.40	34,210.96	3,780.19	0.00	37,991.15
0000304979	*JOURNEYMAN AUTOMOTIVE TECH	43,804.80	43,804.80	0.00	44,412.90	4,383.16	225.00	49,021.06
0000324186	*SERVICEPERSON IV	32,281.60	34,008.00	1,726.40	33,282.64	9,999.93	0.00	43,282.57

MARTOC REPORT

EE NUMBER	TITLE	FY 11	FY 12	DIFFERENCE	REGULAR	OVERTIME	OTHER	TOTAL
		BASE SALARY	BASE SALARY	+/-	EARNINGS	EARNINGS	EARNINGS	EARNINGS
0000304736	*CUSTOMER INFORMATION OPERATOR	31,699.20	31,699.20	0.00	27,736.80	0.00	0.00	27,736.80
0000304128	SR DIR TREAS CAP PRG TREASURER	110,485.18	110,485.18	0.00	110,485.93	0.00	5,949.21	116,435.14
0000305163	*JOURNEYMAN BODY REPAIR	43,804.80	43,804.80	0.00	43,971.63	2,100.74	225.00	46,297.37
0000303479	*BUS OPERATOR	40,643.20	40,643.20	0.00	39,434.24	98.22	0.00	39,532.46
0000315025	*RAIL STATION CLEANER	28,412.80	28,412.80	0.00	28,959.20	2,130.96	0.00	31,090.16
0000316222	*JOURNEYMAN MACHINIST	43,804.80	43,804.80	0.00	45,018.54	6,641.81	225.00	51,885.35
0000323708	*BUS OPERATOR	34,548.80	37,606.40	3,057.60	36,681.57	2,564.07	0.00	39,245.64
0000304301	*BUS OPERATOR	40,643.20	40,643.20	0.00	42,896.33	6,046.84	0.00	48,943.17
0000315747	TRANSIT POLICE OFFICER SR	54,787.20	54,787.20	0.00	54,892.56	7,151.33	3,160.80	65,204.69
0000324011	CRIMINAL JUSTICE INFO TECH REC	29,827.20	29,827.20	0.00	30,380.02	1,979.01	0.00	32,359.03
0000303593	*JOURNEYMAN ET-TRAIN CONTROL	43,804.80	43,804.80	0.00	43,991.71	1,303.10	225.00	45,519.81
0000305695	TRANSIT SERVICE SPECIALIST	35,470.50	35,470.50	0.00	35,470.76	982.26	3,237.85	39,690.87
0000327639	SR ASSOCIATE COUNSEL	93,000.18	93,000.18	0.00	60,808.02	0.00	0.00	60,808.02
0000321619	*BUS OPERATOR	37,606.40	40,643.20	3,036.80	37,810.18	3,132.99	0.00	40,943.17
0000324947	*JOURNEYMAN ET-RADIO MAINT	41,392.00	43,804.80	2,412.80	44,667.13	8,829.51	225.00	53,721.64
0000304146	*RAIL OPERATOR	40,643.20	40,643.20	0.00	43,292.07	16,964.97	0.00	60,257.04
0000320976	TRANSIT POLICE OFFICER SPECIAL	50,668.80	52,686.40	2,017.60	51,721.06	12,649.55	1,227.70	65,598.31
0000302972	*REPROGRAPHICS SPEC I	29,889.60	29,889.60	0.00	33,603.99	0.00	0.00	33,603.99
0000304855	*BUS OPERATOR	40,643.20	40,643.20	0.00	44,181.24	10,066.23	0.00	54,247.47
0000323713	*BUS OPERATOR	34,548.80	37,606.40	3,057.60	31,133.17	5,702.52	0.00	36,835.69
0000304643	CJIT-POLICE DISPATCHER	33,696.00	33,696.00	0.00	36,650.90	35,332.21	2,397.60	74,380.71
0000305164	*JOURNEYMAN RAIL CAR MECHANIC	43,804.80	43,804.80	0.00	44,204.94	7,321.04	225.00	51,750.98
0000320362	*RAIL STATION CLEANER	28,412.80	28,412.80	0.00	27,654.54	2,786.64	0.00	30,441.18
0000314987	*MOBILITY OPERATOR	30,409.60	30,409.60	0.00	32,357.73	17,094.61	0.00	49,452.34
0000317428	*SERVICEPERSON I	31,824.00	31,824.00	0.00	32,005.42	1,336.84	0.00	33,342.26
0000304080	*RAIL STATION CLEANER	28,412.80	28,412.80	0.00	29,127.65	0.00	0.00	29,127.65
0000323656	*BUS OPERATOR	34,548.80	37,606.40	3,057.60	34,196.17	4,733.03	0.00	38,929.20
0000318787	*JOURNEYMAN RAIL CAR MECHANIC	28,412.80	39,603.20	11,190.40	35,522.75	624.17	0.00	36,146.92
0000305463	*BUS OPERATOR	40,643.20	40,643.20	0.00	42,218.03	11,032.57	0.00	53,250.60
0000305627	*BUS OPERATOR	40,643.20	40,643.20	0.00	44,640.97	10,383.25	0.00	55,024.22
0000326726	*BUS OPERATOR	31,491.20	31,491.20	0.00	23,561.57	1,912.50	0.00	25,474.07
0000305555	SUPV MOBILITY TRANSPORTATION	42,723.20	42,723.20	0.00	42,723.20	3,087.23	0.00	45,810.43
0000325096	*MOBILITY OPERATOR	23,358.40	24,564.80	1,206.40	23,926.99	6,077.67	0.00	30,004.66
0000323123	QA ENGINEER	73,759.92	73,759.92	0.00	73,760.09	0.00	1,134.77	74,894.86

MARTOC REPORT

EE NUMBER	TITLE	FY 11	FY 12	DIFFERENCE	REGULAR	OVERTIME	OTHER	TOTAL
		BASE SALARY	BASE SALARY	+/-	EARNINGS	EARNINGS	EARNINGS	EARNINGS
0000322930	SUPV BUS TRANSPORTATION	37,606.40	48,048.00	10,441.60	45,634.20	2,061.77	0.00	47,695.97
0000305425	SPECIFICATIONS TECH SPECIALIST	56,906.46	56,906.46	0.00	56,907.91	0.00	4,377.42	61,285.33
0000308759	MATERIALS PERFORMANCE ANALYST	50,280.36	50,280.36	0.00	50,280.45	0.00	2,127.26	52,407.71
0000321365	*RAIL OPERATOR	37,606.40	40,643.20	3,036.80	43,406.11	15,011.31	0.00	58,417.42
0000306246	TRANSIT POLICE OFFICER SR	54,787.20	54,787.20	0.00	55,050.60	12,613.62	4,477.80	72,142.02
0000305424	*RAIL OPERATOR	40,643.20	40,643.20	0.00	42,080.94	24,687.37	0.00	66,768.31
0000321039	*SERVICEPERSON I (A)	32,281.60	32,281.60	0.00	34,468.40	698.40	0.00	35,166.80
0000304103	TRANSIT POLICE LIEUTENANT	71,739.20	74,609.60	2,870.40	73,567.11	24,724.24	3,793.90	102,085.25
0000304930	*MATERIAL CONTROLLER	42,369.60	42,369.60	0.00	41,683.52	1,619.45	162.96	43,465.93
0000305118	*SERVICEPERSON I (A)	32,281.60	32,281.60	0.00	33,289.96	3,870.30	0.00	37,160.26
0000305372	*BUS OPERATOR	40,643.20	40,643.20	0.00	41,392.03	5,548.35	0.00	46,940.38
0000305006	*BUS OPERATOR	40,643.20	40,643.20	0.00	47,425.04	2,947.66	0.00	50,372.70
0000304876	*AA INSPECTOR	43,804.80	43,804.80	0.00	48,166.88	2,108.70	225.00	50,500.58
0000304383	TRANSIT POLICE OFFICER SR	56,971.20	54,787.20	-2,184.00	57,677.40	23,019.67	4,411.99	85,109.06
0000316781	*MOBILITY OPERATOR	30,409.60	30,409.60	0.00	27,087.60	252.23	0.00	27,339.83
0000316163	CONTRACT PROFESSIONAL	0.00	0.00	0.00	36,400.00	730.00	0.00	37,130.00
0000323616	*BUS OPERATOR	34,548.80	37,606.40	3,057.60	37,255.46	2,916.35	0.00	40,171.81
0000302059	*BUS OPERATOR	40,643.20	40,643.20	0.00	43,714.72	7,708.75	0.00	51,423.47
0000304440	*JOURNEYMAN ELEC POWER ELECT	43,804.80	43,804.80	0.00	44,492.09	2,930.03	225.00	47,647.12
0000303138	*BUS OPERATOR	40,643.20	40,643.20	0.00	40,792.84	6,433.71	156.32	47,382.87
0000302554	*AA INSPECTOR	43,118.40	43,804.80	686.40	44,253.13	5,248.11	225.00	49,726.24
0000321899	*BUS OPERATOR	37,606.40	40,643.20	3,036.80	33,573.45	1,347.04	0.00	34,920.49
0000304343	SR COST ANALYST	76,958.18	76,958.18	0.00	76,958.59	0.00	7,820.16	84,778.75
0000323447	AGM BUS OPERATIONS	180,000.08	180,000.08	0.00	180,000.16	0.00	0.00	180,000.16
0000312198	CONTRACT EMP PT POLICE OFFICER (DATE LAST EMPLOYED 18-MAY-12)	0.00	0.00	0.00	25,650.00	675.00	0.00	26,325.00
0000320430	*MOBILITY OPERATOR	26,083.20	26,083.20	0.00	22,524.09	117.59	0.00	22,641.68
0000306252	*BUS OPERATOR	40,643.20	40,643.20	0.00	42,400.87	1,122.98	0.00	43,523.85
0000318743	*SERVICEPERSON IV	34,008.00	34,008.00	0.00	34,728.70	2,201.13	0.00	36,929.83
0000306507	*BUS OPERATOR	40,643.20	40,643.20	0.00	43,817.34	23,337.94	0.00	67,155.28
0000306241	SR EVALUATION ANALYST	62,700.30	62,700.30	0.00	62,700.56	0.00	5,498.34	68,198.90
0000320693	*APPRENTICE MECHANIC	34,008.00	36,920.00	2,912.00	35,520.46	1,754.59	0.00	37,275.05
0000316502	*MOBILITY OPERATOR	28,766.40	30,409.60	1,643.20	20,481.60	390.93	0.00	20,872.53
0000316478	*STATION AGENT	37,169.60	37,169.60	0.00	37,330.47	100.54	0.00	37,431.01
0000302896	*BUS OPERATOR	40,643.20	40,643.20	0.00	42,302.21	10,590.82	0.00	52,893.03
0000326533	*MOBILITY OPERATOR	23,358.40	23,358.40	0.00	23,131.04	1,065.60	0.00	24,196.64

MARTOC REPORT

EE NUMBER	TITLE	FY 11 BASE SALARY	FY 12 BASE SALARY	DIFFERENCE +/-	REGULAR EARNINGS	OVERTIME EARNINGS	OTHER EARNINGS	TOTAL EARNINGS
0000317448	TRANSIT POLICE OFFICER SR	48,713.60	50,668.80	1,955.20	50,152.83	15,872.93	2,342.00	68,367.76
0000321307	*RAIL STATION CLEANER	28,412.80	28,412.80	0.00	29,637.57	2,325.62	0.00	31,963.19
0000303347	*JOURNEYMAN BODY REPAIR	43,804.80	43,804.80	0.00	44,438.09	5,757.34	435.60	50,631.03
0000302037	*BUS OPERATOR	40,643.20	40,643.20	0.00	42,850.85	10,792.76	0.00	53,643.61
0000306092	*BUS OPERATOR	40,643.20	40,643.20	0.00	43,206.19	14,394.79	156.91	57,757.89
0000305274	*STATION AGENT	37,169.60	37,169.60	0.00	38,775.52	6,875.57	0.00	45,651.09
0000322334	*INSPECTOR	41,662.40	43,118.40	1,456.00	43,007.93	505.30	225.00	43,738.23
0000302492	*REVENUE AGENT	41,308.80	41,308.80	0.00	38,596.29	1,154.41	0.00	39,750.70
0000302718	MGR CRIMINAL JUSTICE COMM/RECD	74,603.10	74,603.10	0.00	71,734.08	0.00	10,903.56	82,637.64
0000305660	*JOURNEYMAN ET-TRAIN CONTROL	43,804.80	43,804.80	0.00	48,025.12	20,999.51	225.00	69,249.63
0000321835	*BUS OPERATOR	37,606.40	40,643.20	3,036.80	41,789.28	647.96	0.00	42,437.24
0000303469	*RAIL OPERATOR	40,643.20	40,643.20	0.00	43,889.42	11,441.11	0.00	55,330.53
0000302269	INTERNAL COMM OUTREACH COORD	60,000.20	60,000.20	0.00	60,000.20	0.00	4,153.86	64,154.06
0000315068	*MOBILITY OPERATOR	30,409.60	30,409.60	0.00	31,517.07	674.37	0.00	32,191.44
0000307107	*MOBILITY OPERATOR	30,409.60	30,409.60	0.00	32,348.17	2,034.10	0.00	34,382.27
0000319725	*SERVICEPERSON I	28,828.80	28,828.80	0.00	21,002.05	644.50	0.00	21,646.55
0000303087	ACCOUNTING SPECIALIST II	36,972.00	36,972.00	0.00	37,047.84	199.08	1,562.12	38,809.04
0000315331	*SERVICEPERSON I	31,824.00	31,824.00	0.00	32,188.61	1,290.95	0.00	33,479.56
0000302280	*BUS OPERATOR	40,643.20	40,643.20	0.00	43,695.20	11,763.00	156.32	55,614.52
0000319268	TRANSIT POLICE OFFICER SR	50,668.80	52,686.40	2,017.60	50,631.04	7,859.75	5,926.40	64,417.19
0000303475	*SERVICEPERSON IV	34,008.00	34,008.00	0.00	34,681.80	6,758.00	0.00	41,439.80
0000327782	PARALEGAL	42,510.00	42,510.00	0.00	21,255.00	0.00	0.00	21,255.00
0000316653	*HOSTLER JUNIOR APPRENTICE	30,409.60	32,281.60	1,872.00	27,439.45	4,363.19	0.00	31,802.64
0000302423	SUPV STRATEGIC TRAINING	69,981.08	69,981.08	0.00	69,981.24	0.00	5,652.34	75,633.58
0000322958	DATABASE ADMINISTRATOR III (DATE LAST EMPLOYED 20-APR-12)	83,000.06	83,000.06	0.00	58,091.15	0.00	2,795.19	60,886.34
0000320837	TRANSIT POLICE OFFICER SPECIAL	45,032.00	48,713.60	3,681.60	45,404.74	25,824.93	5,092.40	76,322.07
0000320501	*APPRENTICE MECHANIC	34,008.00	36,920.00	2,912.00	37,261.76	5,179.51	0.00	42,441.27
0000326657	*BUS OPERATOR	28,454.40	28,454.40	0.00	26,227.48	4,126.18	0.00	30,353.66
0000307043	*SERVICEPERSON I	31,824.00	31,824.00	0.00	32,092.34	4,326.13	612.00	37,030.47
0000306542	TRANSIT POLICE SERGEANT	65,936.00	65,936.00	0.00	66,617.55	29,029.42	2,060.50	97,707.47
0000306545	*BUS OPERATOR	40,643.20	40,643.20	0.00	41,102.83	0.00	0.00	41,102.83
0000322017	CONTRACT EMP ADMIN SUPPORT	36,075.00	36,075.00	0.00	21,467.50	151.14	0.00	21,618.64
0000327688	*JOURNEYMAN ELEC POWER ELECT	39,603.20	39,603.20	0.00	23,885.68	249.90	0.00	24,135.58
0000302618	SUPV TRANSIT RESEARCH	50,918.66	50,918.66	0.00	45,043.82	0.00	5,875.24	50,919.06

MARTOC REPORT

EE NUMBER	TITLE	FY 11	FY 12	DIFFERENCE	REGULAR	OVERTIME	OTHER	TOTAL
		BASE SALARY	BASE SALARY	+/-	EARNINGS	EARNINGS	EARNINGS	EARNINGS
0000303516	*SERVICEPERSON IV	34,008.00	34,008.00	0.00	35,394.63	766.42	130.80	36,291.85
0000305162	*JOURNEYMAN OVERHAULER	43,804.80	43,804.80	0.00	45,450.53	6,096.91	225.00	51,772.44
0000306484	*BUS OPERATOR	40,643.20	40,643.20	0.00	42,949.35	2,324.45	0.00	45,273.80
0000319434	*STATION AGENT	37,169.60	37,169.60	0.00	40,645.39	10,661.74	0.00	51,307.13
0000302218	FOREMAN TRAIN CONTROL	56,638.40	56,638.40	0.00	56,638.40	18,992.97	4,356.80	79,988.17
0000303705	DIR RISK MANAGEMENT	98,800.26	98,800.26	0.00	98,420.77	0.00	380.01	98,800.78
0000305207	CUSTOMER CARE REP	42,568.50	42,568.50	0.00	42,568.77	0.00	0.00	42,568.77
0000320608	CONTRACT SERVICES INSPECTOR	32,635.20	32,635.20	0.00	32,635.20	0.00	2,886.96	35,522.16
0000305390	FIELD INSPECTOR	60,685.36	60,685.36	0.00	60,677.98	11,079.13	5,912.95	77,670.06
0000304927	*BUS OPERATOR	40,643.20	40,643.20	0.00	42,794.73	2,996.54	0.00	45,791.27
0000304322	*REVENUE AGENT (DATE LAST EMPLOYED 01-FEB-12)	41,308.80	41,308.80	0.00	31,352.76	29.79	0.00	31,382.55
0000318890	DIR MARKETING AND SALES	97,828.90	97,828.90	0.00	97,829.28	0.00	1,881.33	99,710.61
0000302079	*BUS OPERATOR	40,643.20	40,643.20	0.00	41,496.86	340.66	0.00	41,837.52
0000326209	*INSPECTOR	39,603.20	40,206.40	603.20	38,133.54	334.01	225.00	38,692.55
0000303304	*RAIL OPERATOR	40,643.20	40,643.20	0.00	41,313.48	7,302.46	0.00	48,615.94
0000302886	*BUS OPERATOR (DATE LAST EMPLOYED 11-JAN-12)	40,643.20	40,643.20	0.00	17,818.50	3,798.67	0.00	21,617.17
0000323515	*BUS OPERATOR	34,548.80	37,606.40	3,057.60	35,469.53	3,072.11	0.00	38,541.64
0000302469	*BUS OPERATOR	40,643.20	40,643.20	0.00	40,623.13	6,019.08	0.00	46,642.21
0000304018	SUPV RAIL LINE	48,048.00	48,048.00	0.00	48,048.00	10,181.36	2,772.00	61,001.36
0000326462	TRANSIT POLICE OFFICER	40,040.00	41,641.60	1,601.60	40,641.25	11,505.07	0.00	52,146.32
0000323244	*BUS OPERATOR	34,548.80	37,606.40	3,057.60	35,975.49	3,524.88	0.00	39,500.37
0000321143	*TRACK MAINTAINER	43,118.40	43,118.40	0.00	44,267.19	3,763.50	0.00	48,030.69
0000321377	MGR SYS SAFETY ACCT/INC INVEST (DATE LAST EMPLOYED 13-JUL-12)	86,713.12	86,713.12	0.00	83,378.52	0.00	4,669.19	88,047.71
0000305621	*JOURNEYMAN ET-COMPUTER MAINT	43,804.80	43,804.80	0.00	47,043.21	3,854.02	225.00	51,122.23
0000325657	TRANSIT POLICE OFFICER	40,040.00	41,641.60	1,601.60	41,667.02	15,283.34	800.80	57,751.16
0000303151	*REVENUE AGENT	41,308.80	41,308.80	0.00	41,314.13	134.06	158.88	41,607.07
0000311855	SR ENTERPRISE NETWORK ENGINEER	87,964.76	96,761.34	8,796.58	88,506.17	0.00	338.33	88,844.50
0000302215	TRANSIT POLICE SERGEANT	60,964.80	63,398.40	2,433.60	65,998.88	47,613.01	4,876.80	118,488.69
0000302157	TRANSIT POLICE OFFICER SR	54,787.20	54,787.20	0.00	32,872.32	0.00	0.00	32,872.32
0000304275	*BUS OPERATOR	40,643.20	40,643.20	0.00	40,449.28	4,730.52	0.00	45,179.80
0000314920	*BUS OPERATOR	40,643.20	40,643.20	0.00	41,600.00	1,104.52	0.00	42,704.52
0000305227	*JOURNEYMAN ELEC POWER ELECT	43,804.80	43,804.80	0.00	43,381.18	16,363.75	1,535.33	61,280.26
0000304298	*JOURNEYMAN ELEC POWER ELECT	43,804.80	43,804.80	0.00	46,244.76	15,825.73	393.48	62,463.97
0000303110	SUPV CUSTOMER INFO CENTR	53,244.88	53,244.88	0.00	53,245.40	0.00	4,300.58	57,545.98

MARTOC REPORT

EE NUMBER	TITLE	FY 11	FY 12	DIFFERENCE	REGULAR	OVERTIME	OTHER	TOTAL
		BASE SALARY	BASE SALARY	+/-	EARNINGS	EARNINGS	EARNINGS	EARNINGS
0000320480	TRANSIT POLICE SERGEANT	56,971.20	58,614.40	1,643.20	59,354.11	19,803.63	0.00	79,157.74
0000302235	*JOURNEYMAN ET-RAIL CAR MAINT (DATE LAST EMPLOYED 01-MAR-12)	43,804.80	43,804.80	0.00	34,762.88	9,785.02	225.00	44,772.90
0000304105	*JOURNEYMAN RAIL CAR MECHANIC	43,804.80	43,804.80	0.00	46,873.82	12,983.50	225.00	60,082.32
0000302951	TRANSIT POLICE OFFICER SR	56,971.20	54,787.20	-2,184.00	56,160.93	26,890.21	4,820.64	87,871.78
0000303072	*BUS OPERATOR	40,643.20	40,643.20	0.00	41,416.27	3,867.06	0.00	45,283.33
0000315525	*JOURNEYMAN ET-TELEPHONE MAINT	43,804.80	43,804.80	0.00	44,141.77	8,987.43	225.00	53,354.20
0000302807	FOREMAN TRAIN CONTROL	56,035.20	56,035.20	0.00	55,766.01	18,979.36	3,232.80	77,978.17
0000303714	SUPV REPROGRAPHICS	55,016.00	55,016.00	0.00	53,958.00	2,208.58	5,290.00	61,456.58
0000321301	*SERVICEPERSON IV	34,008.00	34,008.00	0.00	30,314.80	11,490.04	0.00	41,804.84
0000303414	*SERVICEPERSON I	32,281.60	31,824.00	-457.60	33,690.80	5,577.00	0.00	39,267.80
0000321972	*RAIL STATION CLEANER	28,412.80	28,412.80	0.00	29,294.98	3,555.02	0.00	32,850.00
0000315026	*BUS OPERATOR	40,643.20	40,643.20	0.00	42,153.67	1,066.70	0.00	43,220.37
0000315250	*BUS OPERATOR (DATE LAST EMPLOYED 20-JAN-12)	40,643.20	40,643.20	0.00	27,327.39	922.80	0.00	28,250.19
0000304300	*SERVICEPERSON I	31,824.00	31,824.00	0.00	29,089.40	1,847.50	0.00	30,936.90
0000315912	SUPV BUS TRANSPORTATION	48,048.00	48,048.00	0.00	48,048.00	12,918.68	1,848.00	62,814.68
0000327313	*JOURNEYMAN RAIL CAR MECHANIC	41,080.00	41,080.00	0.00	32,439.18	843.73	225.00	33,507.91
0000318947	*SERVICEPERSON I	31,824.00	31,824.00	0.00	33,240.64	2,174.52	0.00	35,415.16
0000302654	*BUS OPERATOR	40,643.20	40,643.20	0.00	41,534.28	20,815.77	215.34	62,565.39
0000326530	PROTECTIVE SPEC POLICE CADET	26,561.60	26,561.60	0.00	26,536.06	2,087.92	0.00	28,623.98
0000304749	*BUS OPERATOR	40,643.20	40,643.20	0.00	43,819.72	8,937.04	0.00	52,756.76
0000318194	*SERVICEPERSON I	31,824.00	31,824.00	0.00	31,923.76	820.48	0.00	32,744.24
0000316969	TRANSIT POLICE OFFICER SPECIAL	54,787.20	56,971.20	2,184.00	57,900.72	31,208.56	3,951.00	93,060.28
0000314192	*BUS OPERATOR	40,643.20	40,643.20	0.00	43,625.64	4,480.58	0.00	48,106.22
0000317916	TRANSIT POLICE OFFICER SR	48,713.60	50,668.80	1,955.20	46,840.42	4,407.19	686.91	51,934.52
0000321700	*BUS OPERATOR	37,606.40	40,643.20	3,036.80	41,546.17	4,225.99	0.00	45,772.16
0000306004	SUPV RAIL LINE	48,048.00	48,048.00	0.00	48,048.00	12,060.59	6,468.00	66,576.59
0000317246	*STATION AGENT	37,169.60	37,169.60	0.00	40,626.87	33,003.79	0.00	73,630.66
0000306618	*SERVICEPERSON I (A)	29,182.40	29,182.40	0.00	24,862.55	1,334.02	0.00	26,196.57
0000320860	*MOBILITY OPERATOR	24,564.80	26,083.20	1,518.40	28,700.98	7,737.89	0.00	36,438.87
0000323531	*BUS OPERATOR	34,548.80	37,606.40	3,057.60	40,856.46	14,515.75	0.00	55,372.21
0000320325	*HOSTLER JUNIOR APPRENTICE	34,008.00	34,008.00	0.00	36,030.86	8,548.35	0.00	44,579.21
0000326786	*MOBILITY OPERATOR	23,358.40	23,358.40	0.00	20,918.75	1,747.79	0.00	22,666.54
0000322304	TRANSIT POLICE OFFICER SR	46,841.60	48,713.60	1,872.00	47,993.60	3,743.51	5,214.94	56,952.05
0000304344	SUPV RAIL YARD TOWER	53,248.00	53,248.00	0.00	53,248.00	11,187.20	1,024.00	65,459.20
0000326711	*BUS OPERATOR	28,454.40	28,454.40	0.00	24,643.82	1,807.32	0.00	26,451.14

MARTOC REPORT

EE NUMBER	TITLE	FY 11 BASE SALARY	FY 12 BASE SALARY	DIFFERENCE +/-	REGULAR EARNINGS	OVERTIME EARNINGS	OTHER EARNINGS	TOTAL EARNINGS
	(DATE LAST EMPLOYED 17-MAY-12)							
0000305672	*AA INSPECTOR	43,804.80	43,804.80	0.00	44,662.84	6,981.48	225.00	51,869.32
0000319670	*STATION AGENT	37,169.60	37,169.60	0.00	39,131.63	33,747.59	0.00	72,879.22
0000321903	*BUS OPERATOR	37,606.40	40,643.20	3,036.80	40,068.56	7,668.69	0.00	47,737.25
0000305526	INSTRUCTOR BUS TECHNICAL	50,960.00	50,960.00	0.00	51,107.00	2,315.25	3,920.00	57,342.25
0000304687	SUPV BUS MAINTENANCE	59,425.60	59,425.60	0.00	59,425.60	3,928.40	3,428.40	66,782.40
0000321207	SUPV RAIL LINE	52,099.22	48,048.00	-4,051.22	49,294.57	2,252.70	0.00	51,547.27
0000326484	RAIL SERVICES CONTROLLER	50,440.00	52,520.00	2,080.00	50,760.00	130.57	606.00	51,496.57
0000320737	SR DEVELOPMENT ASSOCIATE	74,520.42	74,520.42	0.00	74,520.73	0.00	5,732.34	80,253.07
0000320237	*JOURNEYMAN ET-RADIO MAINT	43,804.80	43,804.80	0.00	19,552.39	371.19	225.00	20,148.58
0000304547	*BUS OPERATOR	40,643.20	40,643.20	0.00	43,112.89	12,321.56	0.00	55,434.45
0000304888	TRANSIT POLICE LIEUTENANT	80,308.80	83,500.04	3,191.24	82,792.69	13,428.43	9,067.99	105,289.11
0000303050	SUPV RAIL LINE	52,790.40	52,790.40	0.00	52,688.88	7,324.74	6,801.84	66,815.46
0000304711	TRANSIT POLICE OFFICER SR	54,787.20	54,787.20	0.00	55,630.08	54,563.42	5,812.46	116,005.96
0000320482	*BUS OPERATOR	40,643.20	40,643.20	0.00	42,732.38	1,419.10	0.00	44,151.48
0000304893	*JOURNEYMAN ELEC POWER ELECT	43,804.80	43,804.80	0.00	49,292.98	22,060.05	225.00	71,578.03
0000322980	*INSPECTOR	41,392.00	43,118.40	1,726.40	43,573.34	4,882.98	225.00	48,681.32
0000304040	*BUS OPERATOR	40,643.20	40,643.20	0.00	42,372.82	4,987.71	0.00	47,360.53
0000319963	SR BUYER	54,857.14	54,857.14	0.00	54,857.63	0.00	12,659.40	67,517.03
0000305676	*INSPECTOR	43,118.40	43,118.40	0.00	44,392.59	6,669.97	225.00	51,287.56
0000305498	*BUS OPERATOR	40,643.20	40,643.20	0.00	42,241.93	3,457.16	0.00	45,699.09
0000306139	*BUS OPERATOR	40,643.20	40,643.20	0.00	44,342.19	18,405.87	0.00	62,748.06
0000326618	*MOBILITY OPERATOR	23,358.40	23,358.40	0.00	20,962.41	707.54	0.00	21,669.95
0000303215	*BUS OPERATOR	40,643.20	40,643.20	0.00	41,192.25	1,556.80	0.00	42,749.05
0000305117	*BUS OPERATOR	40,643.20	40,643.20	0.00	42,404.65	4,858.97	0.00	47,263.62
0000305062	*INSPECTOR	43,118.40	43,118.40	0.00	48,554.39	6,009.78	225.00	54,789.17
0000305706	CONSTRUCTION SAFETY ENGINEER	74,118.72	74,118.72	0.00	74,119.42	0.00	2,850.72	76,970.14
0000318960	MOBILITY CUSTOMER CARE REP	36,523.50	36,523.50	0.00	36,781.33	3,308.38	3,222.69	43,312.40
0000326276	*MOBILITY OPERATOR	23,358.40	23,358.40	0.00	19,104.08	2,341.59	0.00	21,445.67
0000302479	CONTRACT PROFESSIONAL	54,132.00	54,132.00	0.00	22,319.04	1,665.60	0.00	23,984.64
0000304954	*SERVICEPERSON IV	34,008.00	34,008.00	0.00	34,769.23	7,578.30	0.00	42,347.53
0000326875	*PT BUS OPERATOR	0.00	0.00	0.00	20,247.13	34.90	0.00	20,282.03
0000326540	*SERVICEPERSON I (A)	29,182.40	29,182.40	0.00	25,506.01	4,058.13	0.00	29,564.14
0000302372	SR INSTRUCTOR RAIL MAINT	65,898.56	65,898.56	0.00	65,898.59	0.00	6,336.40	72,234.99
0000323584	*MOBILITY OPERATOR	24,564.80	26,083.20	1,518.40	25,411.76	4,039.23	0.00	29,450.99

MARTOC REPORT

EE NUMBER	TITLE	FY 11	FY 12	DIFFERENCE	REGULAR	OVERTIME	OTHER	TOTAL
		BASE SALARY	BASE SALARY	+/-	EARNINGS	EARNINGS	EARNINGS	EARNINGS
0000303401	*BUS OPERATOR	40,643.20	40,643.20	0.00	41,290.62	4,384.66	0.00	45,675.28
0000305723	*JOURNEYMAN ET-RADIO MAINT	43,804.80	43,804.80	0.00	46,177.08	18,472.32	225.00	64,874.40
0000327683	*JOURNEYMAN ET-TRAIN CONTROL	41,080.00	41,080.00	0.00	24,046.77	1,544.05	0.00	25,590.82
0000302567	SUPV BUS TRANSPORTATION (DATE LAST EMPLOYED 01-DEC-11)	54,891.20	54,891.20	0.00	22,445.36	7,283.64	1,055.34	30,784.34
0000302531	*RAIL STATION CLEANER	28,412.80	28,412.80	0.00	29,596.58	1,239.65	0.00	30,836.23
0000316921	*MATERIAL CONTROLLER	42,369.60	42,369.60	0.00	44,287.44	2,919.33	0.00	47,206.77
0000305693	*BUS OPERATOR	40,643.20	40,643.20	0.00	35,363.32	1,038.56	0.00	36,401.88
0000304071	*REVENUE AGENT	41,308.80	41,308.80	0.00	44,814.45	7,358.20	0.00	52,172.65
0000324950	*BUS OPERATOR	23,358.40	28,454.40	5,096.00	26,976.17	3,667.35	0.00	30,643.52
0000303293	COMPENSATION ANALYST III	66,641.12	66,641.12	0.00	65,872.39	0.00	4,613.62	70,486.01
0000304078	*BUS OPERATOR	40,643.20	40,643.20	0.00	39,069.33	5,472.52	0.00	44,541.85
0000320835	CLAIMS ADJUSTER III-WKRS COMP	58,240.26	58,240.26	0.00	58,016.71	0.00	2,464.04	60,480.75
0000320858	*ADMIN CLERK	31,699.20	31,699.20	0.00	25,205.75	257.18	0.00	25,462.93
0000302811	*JOURNEYMAN ET-TRAIN CONTROL (DATE LAST EMPLOYED 01-APR-12)	43,804.80	43,804.80	0.00	43,233.53	1,934.91	225.00	45,393.44
0000306496	FARE COLLECTION ASST	31,629.00	31,629.00	0.00	17,840.14	12.17	2,351.90	20,204.21
0000306272	BUSINESS ANALYST III	74,486.88	74,486.88	0.00	74,487.05	0.00	2,864.88	77,351.93
0000302370	DIR FINANCIAL MGMT & BUDGET	108,406.22	108,406.22	0.00	108,406.51	0.00	7,228.20	115,634.71
0000303352	ADMINISTRATIVE ASSISTANT	36,757.50	36,757.50	0.00	36,757.76	0.00	1,763.05	38,520.81
0000326635	*BUS OPERATOR	28,454.40	28,454.40	0.00	26,891.54	5,026.41	0.00	31,917.95
0000311173	*JOURNEYMAN ET-LABORATORY	41,080.00	41,080.00	0.00	37,134.21	322.15	225.00	37,681.36
0000305031	*RAIL OPERATOR	40,643.20	40,643.20	0.00	41,983.85	156.83	0.00	42,140.68
0000324780	*BUS OPERATOR	34,548.80	34,548.80	0.00	29,954.75	3,553.42	0.00	33,508.17
0000323945	PROJECT MANAGER II	67,000.18	88,500.10	21,499.92	78,577.86	0.00	0.00	78,577.86
0000303749	CONTRACT EMP ADMIN SUPPORT	0.00	0.00	0.00	33,227.04	8,124.48	0.00	41,351.52
0000319942	*CUSTOMER INFORMATION OPERATOR	31,699.20	31,699.20	0.00	29,446.28	2,097.42	0.00	31,543.70
0000316112	*MOBILITY OPERATOR	30,409.60	30,409.60	0.00	32,555.35	1,156.88	116.96	33,829.19
0000320322	*RAIL STATION CLEANER	28,412.80	28,412.80	0.00	33,052.56	8,851.68	0.00	41,904.24
0000321539	*BUS OPERATOR	37,606.40	40,643.20	3,036.80	41,761.16	3,023.88	0.00	44,785.04
0000304104	*RAIL STATION CLEANER	28,412.80	28,412.80	0.00	28,681.36	2,622.72	0.00	31,304.08
0000312401	*BUS OPERATOR	37,606.40	40,643.20	3,036.80	41,702.88	5,732.11	0.00	47,434.99
0000305901	*BUS OPERATOR	40,643.20	40,643.20	0.00	40,200.98	870.65	0.00	41,071.63
0000327681	*JOURNEYMAN ELEC POWER ELECT	39,603.20	39,603.20	0.00	23,914.24	228.48	0.00	24,142.72
0000322157	*TRACK MAINTAINER	43,118.40	43,118.40	0.00	44,714.67	6,273.52	0.00	50,988.19
0000319676	FOREMAN TRAIN CONTROL	43,804.80	52,520.00	8,715.20	52,437.30	12,877.72	0.00	65,315.02
0000321219	TRANSIT POLICE OFFICER SR	48,713.60	50,668.80	1,955.20	50,127.17	22,845.82	6,417.40	79,390.39

MARTOC REPORT

EE NUMBER	TITLE	FY 11	FY 12	DIFFERENCE	REGULAR	OVERTIME	OTHER	TOTAL
		BASE SALARY	BASE SALARY	+/-	EARNINGS	EARNINGS	EARNINGS	EARNINGS
0000319717	SR ENTERPRISE TELECOM ENGINEER	59,535.06	73,206.90	13,671.84	65,226.24	0.00	7,617.50	72,843.74
0000319734	*JOURNEYMAN ET-RAIL CAR MAINT	43,804.80	43,804.80	0.00	45,415.86	8,395.72	225.00	54,036.58
0000305459	FOREMAN CUSTODIAL SERVICES	46,300.80	46,300.80	0.00	46,078.20	3,361.26	7,412.58	56,852.04
0000315129	PROJECT MANAGER II	86,713.12	93,000.18	6,287.06	88,648.08	0.00	0.00	88,648.08
0000315057	*BUS OPERATOR	40,643.20	40,643.20	0.00	42,641.87	9,549.77	0.00	52,191.64
0000304823	CHF STRATEGIC TRAINING	83,554.12	83,554.12	0.00	83,554.64	0.00	2,892.28	86,446.92
0000302598	*MOBILITY OPERATOR (DATE LAST EMPLOYED 01-JUN-12)	30,409.60	30,409.60	0.00	31,669.30	23,295.27	0.00	54,964.57
0000327034	*JOURNEYMAN ET-RAIL CAR MAINT	41,080.00	41,080.00	0.00	37,158.59	2,916.97	225.00	40,300.56
0000303094	ADMINISTRATIVE ASSISTANT	34,534.50	34,534.50	0.00	28,393.35	1,010.68	0.00	29,404.03
0000304328	*BUS OPERATOR	40,643.20	40,643.20	0.00	44,911.43	12,006.11	0.00	56,917.54
0000305423	FARE COLLECTION COORDINATOR OP	48,418.50	48,418.50	0.00	48,660.85	530.79	0.00	49,191.64
0000321817	SR INFORMATION SYSTEMS ANALYST	75,000.12	84,514.30	9,514.18	80,123.37	0.00	5,634.31	85,757.68
0000306529	LABOR RELATIONS ADMINISTRATOR	31,699.20	48,730.50	17,031.30	46,024.37	1,653.31	0.00	47,677.68
0000320973	*INSPECTOR	40,206.40	41,267.20	1,060.80	40,114.51	8,127.38	225.00	48,466.89
0000319019	SUPT STATION SERVICES	62,749.96	62,749.96	0.00	62,750.48	0.00	2,413.47	65,163.95
0000321526	*ADMIN CLERK	31,699.20	31,699.20	0.00	29,344.62	120.02	121.92	29,586.56
0000304418	*JOURNEYMAN RAIL CAR MECHANIC	43,804.80	43,804.80	0.00	48,199.84	7,707.97	225.00	56,132.81
0000305115	CUSTOMER CARE REP	40,989.00	40,989.00	0.00	40,775.03	0.00	0.00	40,775.03
0000305950	MGR CASH	87,327.76	79,388.92	-7,938.84	81,221.49	0.00	0.00	81,221.49
0000303485	SUPV BUS MAINTENANCE	54,995.20	54,995.20	0.00	53,144.40	3,265.34	793.20	57,202.94
0000302281	*SERVICEPERSON IV	34,008.00	34,008.00	0.00	34,522.72	5,589.89	0.00	40,112.61
0000313416	*STATION AGENT	37,169.60	37,169.60	0.00	39,291.70	9,241.13	0.00	48,532.83
0000306364	FOREMAN TRAIN CONTROL	52,104.00	52,104.00	0.00	52,104.00	20,916.77	1,953.90	74,974.67
0000303038	*BUS OPERATOR	40,643.20	40,643.20	0.00	42,340.38	26,043.96	0.00	68,384.34
0000302769	*JOURNEYMAN ET-RADIO MAINT	43,804.80	43,804.80	0.00	44,303.15	3,056.38	225.00	47,584.53
0000328222	PROJECT MANAGER II	88,500.10	88,500.10	0.00	23,827.10	0.00	0.00	23,827.10
0000303456	*JOURNEYMAN ET-HVAC	43,804.80	43,804.80	0.00	44,286.53	2,716.74	225.00	47,228.27
0000306276	*TRACK WALKER	43,118.40	43,118.40	0.00	45,854.88	2,954.07	0.00	48,808.95
0000305780	SUPT RAIL LINE (DATE LAST EMPLOYED 18-APR-12)	61,800.18	61,800.18	0.00	51,785.61	0.00	7,822.64	59,608.25
0000305811	*RAIL OPERATOR	40,643.20	40,643.20	0.00	40,955.70	9,571.87	0.00	50,527.57
0000303762	*BUS OPERATOR	40,643.20	40,643.20	0.00	33,650.66	111.39	0.00	33,762.05
0000304062	*JOURNEYMAN ET-TRAIN CONTROL	43,804.80	43,804.80	0.00	47,666.66	860.86	225.00	48,752.52
0000304464	*BUS OPERATOR	40,643.20	40,643.20	0.00	42,138.73	9,738.49	576.43	52,453.65
0000322569	*SERVICEPERSON IV	34,008.00	34,008.00	0.00	34,425.90	2,360.56	0.00	36,786.46

MARTOC REPORT

EE NUMBER	TITLE	FY 11	FY 12	DIFFERENCE	REGULAR	OVERTIME	OTHER	TOTAL
		BASE SALARY	BASE SALARY	+/-	EARNINGS	EARNINGS	EARNINGS	EARNINGS
0000321709	TRANSIT POLICE OFFICER SR	46,841.60	48,713.60	1,872.00	49,377.61	49,900.41	3,278.80	102,556.82
0000306312	DIVISION DISPATCHER (DATE LAST EMPLOYED 21-NOV-11)	51,729.60	51,729.60	0.00	21,885.60	2,785.44	4,178.16	28,849.20
0000306308	SUPV CAR REPAIR INSPECTION	43,804.80	52,104.00	8,299.20	46,294.45	15,074.66	0.00	61,369.11
0000315357	GOVERNMENT AFFAIRS OFFICER	67,999.88	67,999.88	0.00	68,000.07	0.00	1,394.87	69,394.94
0000317612	CJIT-CALL TAKER	31,761.60	31,761.60	0.00	33,722.02	10,695.09	0.00	44,417.11
0000304396	*SERVICEPERSON II	31,824.00	31,824.00	0.00	31,912.26	22.96	0.00	31,935.22
0000304272	*INSPECTOR	43,118.40	43,118.40	0.00	45,757.70	8,512.32	225.00	54,495.02
0000322379	*JOURNEYMAN AUTOMOTIVE TECH	40,206.40	41,080.00	873.60	42,361.64	8,056.18	225.00	50,642.82
0000306028	FOREMAN TRAIN CONTROL	56,305.60	56,305.60	0.00	56,305.60	13,832.77	5,630.56	75,768.93
0000324854	TRANSIT POLICE OFFICER SR	41,641.60	45,032.00	3,390.40	42,423.70	11,377.62	3,666.96	57,468.28
0000315528	FARE COLLECTION COORDINATOR OP	48,184.50	48,184.50	0.00	48,345.37	3,224.71	0.00	51,570.08
0000317918	TRANSIT POLICE OFFICER SR	48,713.60	50,668.80	1,955.20	49,616.55	7,658.79	234.20	57,509.54
0000304944	*STATION AGENT	37,169.60	37,169.60	0.00	38,474.11	3,632.09	0.00	42,106.20
0000320154	*MOBILITY OPERATOR	26,083.20	27,414.40	1,331.20	23,954.04	710.10	0.00	24,664.14
0000316071	FOREMAN CUSTODIAL SERVICES	44,824.00	44,824.00	0.00	44,824.00	13,792.00	0.00	58,616.00
0000303511	FINANCE ADMINISTRATIVE ANALYST	73,150.22	73,150.22	0.00	72,306.47	0.00	5,626.95	77,933.42
0000317000	*JOURNEYMAN ET-HVAC	43,804.80	43,804.80	0.00	43,817.96	1,247.81	225.00	45,290.77
0000320505	AGM PLANNING	140,000.12	140,000.12	0.00	140,000.93	0.00	0.00	140,000.93
0000324051	TRANSIT POLICE OFFICER SR	41,641.60	43,305.60	1,664.00	43,480.37	18,129.48	0.00	61,609.85
0000302064	TRANSIT POLICE OFFICER SR	54,787.20	54,787.20	0.00	55,748.63	2,568.23	0.00	58,316.86
0000324643	*MOBILITY OPERATOR	24,564.80	26,083.20	1,518.40	25,148.75	6,376.97	0.00	31,525.72
0000317072	*JOURNEYMAN ET-HVAC	43,804.80	43,804.80	0.00	44,865.68	2,890.49	225.00	47,981.17
0000321408	*BUS OPERATOR (DATE LAST EMPLOYED 17-JAN-12)	37,606.40	40,643.20	3,036.80	27,688.94	1,656.57	0.00	29,345.51
0000321340	TRANSIT POLICE OFFICER SR	41,641.60	45,032.00	3,390.40	46,889.92	46,792.27	624.40	94,306.59
0000305189	MGR CONTRACTS	68,334.50	90,241.06	21,906.56	73,390.18	0.00	6,042.90	79,433.08
0000306590	*RAIL OPERATOR	40,643.20	40,643.20	0.00	47,933.39	6,926.98	0.00	54,860.37
0000319138	*BUS OPERATOR	40,643.20	40,643.20	0.00	32,188.69	3,191.67	0.00	35,380.36
0000324791	TRANSIT POLICE OFFICER SR	40,040.00	43,305.60	3,265.60	42,435.54	20,264.13	0.00	62,699.67
0000305067	DIR HUMAN RESOURCES	110,463.08	110,463.08	0.00	110,463.34	0.00	0.00	110,463.34
0000320851	*RAIL STATION CLEANER	28,412.80	28,412.80	0.00	30,750.85	7,980.86	0.00	38,731.71
0000303739	PLANNER COMM COMPTR & FARECOLL	52,686.40	52,686.40	0.00	52,686.40	0.00	1,418.48	54,104.88
0000321407	PURCHASING AGENT III	47,563.10	47,563.10	0.00	47,563.36	0.00	0.00	47,563.36
0000306008	*RAIL OPERATOR (DATE LAST EMPLOYED 01-MAR-12)	40,643.20	40,643.20	0.00	26,542.37	11,186.93	0.00	37,729.30
0000302120	*BUS OPERATOR	40,643.20	40,643.20	0.00	39,542.74	2,778.73	0.00	42,321.47

MARTOC REPORT

EE NUMBER	TITLE	FY 11	FY 12	DIFFERENCE	REGULAR	OVERTIME	OTHER	TOTAL
		BASE SALARY	BASE SALARY	+/-	EARNINGS	EARNINGS	EARNINGS	EARNINGS
0000302099	*MATERIAL CONTROLLER LEAD	43,659.20	43,659.20	0.00	47,005.31	4,274.16	0.00	51,279.47
0000306199	*BUS OPERATOR	40,643.20	40,643.20	0.00	42,463.05	5,856.17	0.00	48,319.22
0000316581	*MOBILITY OPERATOR	30,409.60	30,409.60	0.00	23,779.41	38.40	0.00	23,817.81
0000327401	LINE SUPERVISOR	48,048.00	48,048.00	0.00	36,775.20	7,934.85	184.80	44,894.85
0000321061	*RAIL OPERATOR	40,643.20	40,643.20	0.00	39,165.74	7,781.17	0.00	46,946.91
0000316118	*STRUCTURAL INSPECTOR	43,118.40	43,118.40	0.00	44,768.22	5,371.75	0.00	50,139.97
0000302363	*BUS OPERATOR	40,643.20	40,643.20	0.00	18,993.41	4,215.51	0.00	23,208.92
0000302082	(DATE LAST EMPLOYED 01-JAN-12) *JOURNEYMAN RAIL CAR MECHANIC	43,804.80	43,804.80	0.00	46,768.96	11,388.20	561.96	58,719.12
0000317674	PROTECTIVE SPEC POLICE CADET	26,561.60	26,561.60	0.00	25,437.84	8,217.56	0.00	33,655.40
0000303250	*JOURNEYMAN ET-TELEPHONE MAINT	43,804.80	43,804.80	0.00	49,090.86	14,586.83	225.00	63,902.69
0000316577	*MOBILITY OPERATOR	30,409.60	30,409.60	0.00	30,087.09	581.18	0.00	30,668.27
0000323500	AGM RAIL OPERATIONS	180,000.08	180,000.08	0.00	180,000.45	0.00	0.00	180,000.45
0000322672	*INSPECTOR	43,118.40	43,118.40	0.00	45,762.21	11,039.23	225.00	57,026.44
0000302172	*JOURNEYMAN ET-RAIL CAR MAINT	43,804.80	43,804.80	0.00	44,920.96	718.69	225.00	45,864.65
0000323065	INFORMATION SYS ANALYST III	73,759.92	73,759.92	0.00	73,760.01	0.00	2,836.92	76,596.93
0000326009	SR TECHNICAL SERVICES ENGINEER	90,000.04	90,000.04	0.00	90,000.55	0.00	2,769.24	92,769.79
0000305678	ELECTRICAL ENGINEER VI	80,694.38	80,694.38	0.00	80,694.64	0.00	8,690.18	89,384.82
0000306056	*BUS OPERATOR	40,643.20	40,643.20	0.00	45,142.26	4,445.47	0.00	49,587.73
0000326888	TRANSIT POLICE OFFICER	35,609.60	41,641.60	6,032.00	38,923.36	14,316.06	911.11	54,150.53
0000306524	BUS MECH ELEC ENGINEER	71,086.60	71,086.60	0.00	71,087.24	0.00	20,829.54	91,916.78
0000305041	FOREMAN CUSTODIAL SERVICES	44,324.80	44,324.80	0.00	44,324.80	2,557.20	1,704.80	48,586.80
0000305605	SUPV BUS TRANSPORTATION	48,048.00	48,048.00	0.00	46,939.20	10,312.56	3,927.00	61,178.76
0000304786	DIVISION DISPATCHER	52,312.00	52,312.00	0.00	52,312.00	100.60	0.00	52,412.60
0000302145	*JOURNEYMAN PAINTER	43,804.80	43,804.80	0.00	43,849.55	3,422.80	225.00	47,497.35
0000316660	TRANSIT POLICE OFFICER SR	54,787.20	54,787.20	0.00	58,606.50	30,699.34	2,107.20	91,413.04
0000320079	*BUS OPERATOR	40,643.20	40,643.20	0.00	42,466.81	7,078.06	0.00	49,544.87
0000303012	*BUS OPERATOR	40,643.20	40,643.20	0.00	42,120.94	4,232.22	0.00	46,353.16
0000327036	*JOURNEYMAN ET-RAIL CAR MAINT	41,080.00	41,080.00	0.00	36,995.95	1,466.46	225.00	38,687.41
0000322431	*JOURNEYMAN ET-TRAIN CONTROL	43,804.80	43,804.80	0.00	46,838.38	15,976.69	225.00	63,040.07
0000304141	*INSPECTOR	39,603.20	43,118.40	3,515.20	42,069.58	1,970.09	225.00	44,264.67
0000302389	SUPV BUS MAINTENANCE	55,702.40	55,702.40	0.00	53,988.48	1,767.48	642.72	56,398.68
0000319408	MARKETING COORDINATOR	51,477.40	51,477.40	0.00	51,478.11	0.00	1,583.94	53,062.05
0000303171	*JOURNEYMAN BODY REPAIR	43,804.80	43,804.80	0.00	50,088.56	8,766.24	225.00	59,079.80
0000303170	*INSPECTOR	43,118.40	43,118.40	0.00	38,731.32	5,095.95	225.00	44,052.27
0000320414	SUPV RAIL LINE	48,048.00	48,048.00	0.00	48,048.00	10,406.56	4,250.40	62,704.96

MARTOC REPORT

EE NUMBER	TITLE	FY 11	FY 12	DIFFERENCE	REGULAR	OVERTIME	OTHER	TOTAL
		BASE SALARY	BASE SALARY	+/-	EARNINGS	EARNINGS	EARNINGS	EARNINGS
0000303599	*BUS OPERATOR (DATE LAST EMPLOYED 01-FEB-12)	40,643.20	40,643.20	0.00	25,610.67	3,138.65	0.00	28,749.32
0000306665	*BUS OPERATOR	40,643.20	40,643.20	0.00	41,030.14	1,606.06	0.00	42,636.20
0000316070	*RAIL STATION CLEANER	28,412.80	28,412.80	0.00	30,142.99	6,659.25	0.00	36,802.24
0000302508	CHF CORPORATE LAW	114,440.04	114,440.04	0.00	114,440.63	0.00	8,803.08	123,243.71
0000302707	SR RECRUITER	61,499.88	61,499.88	0.00	53,145.18	0.00	6,386.54	59,531.72
0000302465	*MOBILITY OPERATOR	30,409.60	30,409.60	0.00	28,791.86	4,506.75	0.00	33,298.61
0000306452	*JOURNEYMAN RAIL CAR MECHANIC	43,804.80	43,804.80	0.00	45,790.21	4,533.18	225.00	50,548.39
0000322215	IT BUSINESS ANALYST II	65,000.00	65,000.00	0.00	64,750.01	0.00	250.00	65,000.01
0000315667	*JOURNEYMAN ET-TRAIN CONTROL	43,804.80	43,804.80	0.00	46,882.88	13,206.03	225.00	60,313.91
0000324227	CHF QA AUDITS	79,967.94	79,967.94	0.00	79,968.20	0.00	0.00	79,968.20
0000323529	*BUS OPERATOR	34,548.80	37,606.40	3,057.60	35,370.73	2,301.25	0.00	37,671.98
0000305516	*RAIL OPERATOR	40,643.20	40,643.20	0.00	36,177.47	1,811.41	0.00	37,988.88
0000322243	*BUS OPERATOR (DATE LAST EMPLOYED 10-JAN-12)	37,606.40	40,643.20	3,036.80	22,024.18	730.11	0.00	22,754.29
0000324171	ARCHITECT VI (DATE LAST EMPLOYED 09-NOV-11)	81,660.80	81,660.80	0.00	23,001.27	0.00	6,030.34	29,031.61
0000327581	SERVICE PLANNER II	50,190.40	50,190.40	0.00	34,747.61	0.00	0.00	34,747.61
0000311433	*INFORMATION SYSTEMS REC CLERK	31,699.20	31,699.20	0.00	24,678.96	51.44	0.00	24,730.40
0000322818	SUPPORT ANALYST II	40,950.00	50,000.08	9,050.08	49,652.50	126.00	2,115.40	51,893.90
0000315144	PROTECTIVE SPEC POLICE CADET	27,289.60	27,289.60	0.00	27,591.36	3,129.12	301.76	31,022.24
0000317902	*STATION AGENT	37,169.60	37,169.60	0.00	37,754.93	3,826.49	0.00	41,581.42
0000316386	*CUSTOMER INFORMATION OPERATOR	31,699.20	31,699.20	0.00	31,469.39	1,120.85	243.84	32,834.08
0000304885	*JOURNEYMAN ET-TRAIN CONTROL	43,804.80	43,804.80	0.00	50,778.28	7,297.32	225.00	58,300.60
0000328122	PROJECT MANAGER II	88,500.10	88,500.10	0.00	24,008.73	0.00	0.00	24,008.73
0000302343	*BUS OPERATOR	40,643.20	40,643.20	0.00	42,766.56	4,869.03	169.61	47,805.20
0000316714	*BUS OPERATOR	40,643.20	40,643.20	0.00	42,745.15	3,312.77	0.00	46,057.92
0000322923	*BUS OPERATOR	37,606.40	40,643.20	3,036.80	39,898.76	2,559.86	0.00	42,458.62
0000305684	*JOURNEYMAN ET-RADIO MAINT	39,603.20	43,804.80	4,201.60	44,867.59	4,719.37	225.00	49,811.96
0000306228	SR COST ANALYST	73,529.30	79,737.32	6,208.02	78,304.92	0.00	12,267.31	90,572.23
0000320230	BUYER STOREROOM COORD	51,665.38	56,439.24	4,773.86	56,256.01	0.00	0.00	56,256.01
0000304900	MAINTENANCE ENG	75,007.40	75,007.40	0.00	75,008.76	0.00	2,884.90	77,893.66
0000322132	*BUS OPERATOR	37,606.40	40,643.20	3,036.80	36,674.84	4,006.42	0.00	40,681.26
0000327666	*JOURNEYMAN ELEC POWER ELECT	39,603.20	39,603.20	0.00	23,657.20	49.98	0.00	23,707.18
0000306265	TRANSIT POLICE OFFICER SR	54,787.20	54,787.20	0.00	55,393.02	40,241.04	2,634.00	98,268.06
0000302057	*BUS OPERATOR	40,643.20	40,643.20	0.00	38,004.59	10,593.79	0.00	48,598.38
0000302758	TRANSIT POLICE OFFICER SPECIAL	56,971.20	56,971.20	0.00	57,068.61	14,134.53	4,360.16	75,563.30

MARTOC REPORT

EE NUMBER	TITLE	FY 11	FY 12	DIFFERENCE	REGULAR	OVERTIME	OTHER	TOTAL
		BASE SALARY	BASE SALARY	+/-	EARNINGS	EARNINGS	EARNINGS	EARNINGS
0000306231	*BUS OPERATOR	40,643.20	40,643.20	0.00	28,330.45	3,096.42	0.00	31,426.87
0000321364	*BUS OPERATOR	37,606.40	40,643.20	3,036.80	42,030.82	2,798.66	0.00	44,829.48
0000321710	ADMINISTRATIVE ASSISTANT	30,888.00	34,534.50	3,646.50	31,713.16	517.92	740.85	32,971.93
0000316695	INSTRUCTOR AUTO TRAIN CONTROL	51,708.80	51,708.80	0.00	51,708.80	0.00	0.00	51,708.80
0000316216	GEN SUPT RAIL LINE	81,017.30	81,017.30	0.00	81,017.56	0.00	5,318.07	86,335.63
0000324001	DEPARTMENT ADMINISTRATOR	61,034.74	61,034.74	0.00	61,035.01	0.00	4,851.50	65,886.51
0000305872	CONTRACT PROFESSIONAL (DATE LAST EMPLOYED 16-DEC-11)	0.00	0.00	0.00	29,106.78	0.00	0.00	29,106.78
0000321698	*BUS OPERATOR (DATE LAST EMPLOYED 20-APR-12)	37,606.40	40,643.20	3,036.80	35,168.21	4,221.45	0.00	39,389.66
0000314909	SUPV OCCUP MED SVCS WELLNESS	70,476.12	70,476.12	0.00	70,476.31	0.00	3,523.81	74,000.12
0000319663	*BUS OPERATOR	40,643.20	40,643.20	0.00	42,859.42	4,277.78	0.00	47,137.20
0000306609	*MATERIAL CONTROLLER	42,369.60	42,369.60	0.00	43,093.92	304.52	0.00	43,398.44
0000319451	DIVISION DISPATCHER	48,048.00	48,048.00	0.00	48,048.00	4,285.05	3,927.00	56,260.05
0000323362	*BUS OPERATOR (DATE LAST EMPLOYED 07-MAR-12)	34,548.80	37,606.40	3,057.60	27,331.45	3,072.71	0.00	30,404.16
0000303244	SUPV CAR REPAIR INSPECTION	61,235.20	61,235.20	0.00	58,320.64	338.56	9,980.16	68,639.36
0000304397	TRANSIT POLICE OFFICER SPECIAL (DATE LAST EMPLOYED 02-JUN-12)	56,971.20	56,971.20	0.00	39,167.71	7,826.72	13,887.01	60,881.44
0000302069	*BUS OPERATOR	40,643.20	40,643.20	0.00	39,390.96	1,975.59	0.00	41,366.55
0000306327	TRANSIT POLICE OFFICER SR	54,787.20	54,787.20	0.00	54,644.50	7,554.38	2,317.92	64,516.80
0000320216	*INSPECTOR	40,206.40	41,267.20	1,060.80	30,386.81	1,574.24	225.00	32,186.05
0000304658	*MATERIAL CONTROLLER	42,369.60	42,369.60	0.00	42,786.28	366.67	0.00	43,152.95
0000323614	*BUS OPERATOR	34,548.80	37,606.40	3,057.60	36,672.81	3,243.35	0.00	39,916.16
0000320604	SUPV BUS MAINTENANCE	52,686.40	52,686.40	0.00	52,686.40	9,422.88	0.00	62,109.28
0000304216	*BUS OPERATOR	40,643.20	40,643.20	0.00	45,665.94	23,474.38	0.00	69,140.32
0000302892	*BUS OPERATOR	40,643.20	40,643.20	0.00	42,071.83	6,243.01	0.00	48,314.84
0000305119	SUPT MOBILITY OPERATIONS	64,001.60	68,464.50	4,462.90	65,860.76	0.00	7,022.00	72,882.76
0000305549	ASST SUPT MOBILITY DISPATCH	46,312.50	46,312.50	0.00	46,312.77	0.00	4,429.39	50,742.16
0000317323	*JOURNEYMAN SUPPORT EQUIPMENT	43,804.80	43,804.80	0.00	44,518.20	3,577.61	225.00	48,320.81
0000320982	*BUS OPERATOR	40,643.20	40,643.20	0.00	42,562.61	5,673.44	0.00	48,236.05
0000319810	*BUS OPERATOR	40,643.20	40,643.20	0.00	33,413.01	1,558.24	0.00	34,971.25
0000302615	*AA INSPECTOR	43,804.80	43,804.80	0.00	46,375.00	10,480.09	225.00	57,080.09
0000315739	*JOURNEYMAN AUTOMOTIVE TECH	43,804.80	43,804.80	0.00	43,609.91	2,985.33	225.00	46,820.24
0000306244	*SERVICEPERSON I (A) (DATE LAST EMPLOYED 01-JUL-12)	32,281.60	32,281.60	0.00	26,415.53	2,223.24	0.00	28,638.77
0000305250	TRANSIT POLICE OFFICER SPECIAL	56,971.20	56,971.20	0.00	57,217.72	5,238.40	4,218.06	66,674.18
0000322984	SR ENGINEERING TECHNICAL SPEC	52,006.50	52,006.50	0.00	51,150.70	1,174.72	0.00	52,325.42
0000305565	*RAIL OPERATOR	40,643.20	40,643.20	0.00	42,619.59	2,424.46	0.00	45,044.05

MARTOC REPORT

EE NUMBER	TITLE	FY 11	FY 12	DIFFERENCE	REGULAR	OVERTIME	OTHER	TOTAL
		BASE SALARY	BASE SALARY	+/-	EARNINGS	EARNINGS	EARNINGS	EARNINGS
0000317062	TRANSIT POLICE OFFICER SR	50,668.80	52,686.40	2,017.60	50,961.12	13,486.93	1,705.20	66,153.25
0000305942	*AA INSPECTOR	43,804.80	43,804.80	0.00	48,509.29	12,738.80	225.00	61,473.09
0000303770	TRANSIT POLICE OFFICER SR	54,787.20	54,787.20	0.00	45,635.48	8,040.32	421.44	54,097.24
0000316528	SUPV FIELD RESEARCH	0.00	0.00	0.00	28,576.95	4,516.45	0.00	33,093.40
0000314922	TRANSIT POLICE OFFICER SR	52,686.40	54,787.20	2,100.80	54,370.04	5,891.81	3,160.80	63,422.65
0000304365	*BUS OPERATOR	40,643.20	40,643.20	0.00	40,258.15	3,737.58	0.00	43,995.73
0000305937	INSTRUCTOR CENTRAL MAINTENANCE	58,136.00	58,136.00	0.00	58,359.60	2,683.20	4,919.20	65,962.00
0000302585	RAIL SERVICES CONTROLLER	57,720.00	57,720.00	0.00	57,720.00	2,025.77	5,994.00	65,739.77
0000303114	FOREMAN CUSTODIAL SERVICES	46,779.20	46,779.20	0.00	46,779.20	3,598.40	0.00	50,377.60
0000305827	TRANSIT POLICE MAJOR (DATE LAST EMPLOYED 01-APR-12)	88,909.08	88,909.08	0.00	68,391.70	0.00	17,377.40	85,769.10
0000302318	*MATERIAL CONTROLLER	42,369.60	42,369.60	0.00	42,917.77	1,863.90	325.92	45,107.59
0000315343	*JOURNEYMAN RAIL CAR MECHANIC	39,603.20	41,392.00	1,788.80	41,536.28	5,584.14	450.00	47,570.42
0000326267	*JOURNEYMAN RAIL CAR MECHANIC	39,603.20	41,392.00	1,788.80	41,231.75	251.83	450.00	41,933.58
0000321807	RIDESTORE ASSISTANT	31,921.50	31,921.50	0.00	31,815.36	2,774.82	1,982.11	36,572.29
0000319460	*BUS OPERATOR	40,643.20	40,643.20	0.00	42,128.77	10,824.38	0.00	52,953.15
0000323249	*BUS OPERATOR	34,548.80	37,606.40	3,057.60	39,098.58	1,455.88	0.00	40,554.46
0000323162	*BUS OPERATOR	34,548.80	37,606.40	3,057.60	39,569.43	5,650.48	0.00	45,219.91
0000320555	TRANSIT POLICE OFFICER SR	45,032.00	46,841.60	1,809.60	48,510.14	31,460.54	2,364.60	82,335.28
0000327107	*BUS OPERATOR	28,454.40	28,454.40	0.00	18,820.08	1,225.97	0.00	20,046.05
0000324732	TRANSIT POLICE OFFICER SR	38,500.80	41,641.60	3,140.80	40,789.97	27,426.64	3,203.20	71,419.81
0000303435	*JOURNEYMAN ET-RAIL CAR MAINT	43,804.80	43,804.80	0.00	45,278.55	5,409.81	225.00	50,913.36
0000303093	SUPV BUS MAINTENANCE	53,248.00	53,248.00	0.00	44,441.60	2,662.40	11,878.40	58,982.40
0000322547	*BUS OPERATOR	37,606.40	40,643.20	3,036.80	39,203.53	3,503.85	0.00	42,707.38
0000316657	*STATION AGENT	37,169.60	37,169.60	0.00	40,502.41	11,010.29	0.00	51,512.70
0000323532	*BUS OPERATOR	34,548.80	37,606.40	3,057.60	36,420.73	4,852.72	0.00	41,273.45
0000302246	*RAIL OPERATOR	40,643.20	40,643.20	0.00	42,046.90	15,030.28	0.00	57,077.18
0000304871	*BUS OPERATOR	40,643.20	40,643.20	0.00	41,941.83	7,130.50	0.00	49,072.33
0000304336	*AA INSPECTOR	43,804.80	43,804.80	0.00	45,500.05	10,093.11	225.00	55,818.16
0000302312	*BUS OPERATOR	40,643.20	40,643.20	0.00	42,541.60	6,314.48	0.00	48,856.08
0000319278	*JOURNEYMAN RAIL CAR MECHANIC	43,804.80	43,804.80	0.00	48,005.84	7,226.28	225.00	55,457.12
0000319459	MYSTERY CUSTOMER DATA ANALYST	44,900.18	44,900.18	0.00	39,856.30	0.00	4,317.34	44,173.64
0000314858	*BUS OPERATOR	40,643.20	40,643.20	0.00	40,621.45	3,308.68	0.00	43,930.13
0000316217	*JOURNEYMAN ET-RADIO MAINT	43,804.80	43,804.80	0.00	44,947.31	9,563.93	225.00	54,736.24
0000306431	*BUS OPERATOR	40,643.20	40,643.20	0.00	41,831.47	12,632.12	0.00	54,463.59
0000315347	*TRACK MAINTAINER	43,118.40	43,118.40	0.00	27,620.94	1,733.60	0.00	29,354.54

MARTOC REPORT

EE NUMBER	TITLE	FY 11	FY 12	DIFFERENCE	REGULAR	OVERTIME	OTHER	TOTAL
		BASE SALARY	BASE SALARY	+/-	EARNINGS	EARNINGS	EARNINGS	EARNINGS
0000302836	*STATION AGENT	37,169.60	37,169.60	0.00	38,928.24	5,032.72	0.00	43,960.96
0000323246	*BUS OPERATOR	34,548.80	37,606.40	3,057.60	37,516.80	3,411.20	0.00	40,928.00
0000316151	MAINT & INVENTORY CONTROL SPEC	48,184.50	51,304.50	3,120.00	49,241.00	435.53	0.00	49,676.53
0000306641	*BUS OPERATOR	40,643.20	40,643.20	0.00	40,831.16	5,016.51	0.00	45,847.67
0000306629	*BUS OPERATOR	40,643.20	40,643.20	0.00	45,823.94	1,996.88	0.00	47,820.82
0000303829	*BUS OPERATOR	40,643.20	40,643.20	0.00	38,526.07	25,216.63	163.75	63,906.45
0000305287	TRANSIT POLICE SERGEANT	63,398.40	65,936.00	2,537.60	64,404.02	68,573.11	4,876.80	137,853.93
0000315159	*BUS OPERATOR	40,643.20	40,643.20	0.00	21,807.30	335.35	0.00	22,142.65
0000320274	*MOBILITY OPERATOR (DATE LAST EMPLOYED 30-JUL-12)	28,766.40	30,409.60	1,643.20	23,301.04	455.84	0.00	23,756.88
0000302031	MEDIA SALES REP	23,341.50	23,341.50	0.00	23,341.76	134.67	0.00	23,476.43
0000323903	*RAIL STATION CLEANER	28,412.80	28,412.80	0.00	28,899.92	1,147.44	0.00	30,047.36
0000304099	*BUS OPERATOR	40,643.20	40,643.20	0.00	42,745.78	14,635.22	0.00	57,381.00
0000318883	TRANSIT POLICE OFFICER SR	46,841.60	48,713.60	1,872.00	49,342.41	21,795.12	2,576.20	73,713.73
0000305017	*BUS OPERATOR	40,643.20	40,643.20	0.00	43,338.19	9,302.53	0.00	52,640.72
0000305452	*RAIL OPERATOR	40,643.20	40,643.20	0.00	34,446.28	941.36	0.00	35,387.64
0000305202	DIVISION DISPATCHER	48,048.00	48,048.00	0.00	48,048.00	3,014.55	3,696.00	54,758.55
0000303748	*HOSTLER JUNIOR APPRENTICE	34,008.00	34,008.00	0.00	36,886.94	16,235.76	0.00	53,122.70
0000314923	TRANSIT POLICE OFFICER SR	52,686.40	54,787.20	2,100.80	52,059.22	4,623.57	6,245.22	62,928.01
0000321025	*BUS OPERATOR	40,643.20	40,643.20	0.00	40,056.79	332.74	0.00	40,389.53
0000306572	*JOURNEYMAN AUTOMOTIVE TECH	43,804.80	43,804.80	0.00	45,592.26	14,697.39	225.00	60,514.65
0000306647	*JOURNEYMAN AUTOMOTIVE TECH	43,804.80	43,804.80	0.00	45,855.50	10,598.51	225.00	56,679.01
0000327115	*MOBILITY OPERATOR	23,358.40	23,358.40	0.00	18,877.66	2,602.61	0.00	21,480.27
0000304372	*MOBILITY OPERATOR	30,409.60	30,409.60	0.00	29,675.95	3,059.31	0.00	32,735.26
0000321541	*BUS OPERATOR	37,606.40	40,643.20	3,036.80	42,820.18	5,370.62	0.00	48,190.80
0000326193	*INSPECTOR	39,603.20	40,643.20	1,040.00	40,643.00	1,427.28	225.00	42,295.28
0000322864	*MOBILITY OPERATOR	24,564.80	26,083.20	1,518.40	25,933.65	280.55	0.00	26,214.20
0000323910	CIVIL ENGINEER VI	75,000.12	81,208.14	6,208.02	79,298.67	0.00	0.00	79,298.67
0000324395	*JOURNEYMAN ET-TRAIN CONTROL	42,390.40	43,804.80	1,414.40	45,637.87	22,111.50	225.00	67,974.37
0000317179	*JOURNEYMAN ET-HVAC	43,804.80	43,804.80	0.00	40,774.79	1,141.05	225.00	42,140.84
0000320936	*MOBILITY OPERATOR (DATE LAST EMPLOYED 13-APR-12)	27,414.40	28,766.40	1,352.00	22,059.56	3,604.54	0.00	25,664.10
0000309359	CONTRACT INSTRUCTOR	0.00	0.00	0.00	42,908.96	648.21	0.00	43,557.17
0000318281	*BUS OPERATOR	40,643.20	40,643.20	0.00	42,071.92	10,102.17	0.00	52,174.09
0000315630	ACCOUNTANT II	46,970.82	46,970.82	0.00	45,971.56	0.00	2,083.59	48,055.15
0000322028	PERFORMANCE ANALYST	64,639.12	64,639.12	0.00	64,639.65	0.00	3,481.24	68,120.89

MARTOC REPORT

EE NUMBER	TITLE	FY 11	FY 12	DIFFERENCE	REGULAR	OVERTIME	OTHER	TOTAL
		BASE SALARY	BASE SALARY	+/-	EARNINGS	EARNINGS	EARNINGS	EARNINGS
0000302937	*JOURNEYMAN RAIL CAR MECHANIC	43,804.80	43,804.80	0.00	45,776.88	631.80	225.00	46,633.68
0000319669	TRANSIT POLICE OFFICER SPECIAL	48,713.60	50,668.80	1,955.20	50,379.01	16,553.25	0.00	66,932.26
0000303979	*BUS OPERATOR	40,643.20	40,643.20	0.00	45,859.07	5,915.09	0.00	51,774.16
0000324940	*BUS OPERATOR	23,358.40	28,454.40	5,096.00	25,700.36	2,116.40	0.00	27,816.76
0000305734	FIELD INSPECTOR	51,216.56	51,216.56	0.00	51,216.92	6,369.47	2,311.34	59,897.73
0000314959	MGR PURCHASING	71,849.70	71,849.70	0.00	71,850.57	0.00	0.00	71,850.57
0000315027	*BUS OPERATOR	37,606.40	40,643.20	3,036.80	41,595.14	4,942.56	0.00	46,537.70
0000304358	*JOURNEYMAN SUPPORT EQUIPMENT	43,804.80	43,804.80	0.00	44,344.45	2,708.88	225.00	47,278.33
0000304144	RIDESTORE ASSISTANT	29,035.50	29,035.50	0.00	28,812.41	3,260.97	1,630.46	33,703.84
0000305958	*STATION AGENT	37,169.60	37,169.60	0.00	37,108.15	8,450.40	0.00	45,558.55
0000302678	*BUS OPERATOR	40,643.20	40,643.20	0.00	43,189.39	5,000.61	0.00	48,190.00
0000321693	*BUS OPERATOR	37,606.40	40,643.20	3,036.80	41,664.51	5,692.92	0.00	47,357.43
0000324188	*JOURNEYMAN ELEC POWER ELECT	42,390.40	43,804.80	1,414.40	44,626.72	485.59	225.00	45,337.31
0000303996	*TRACK MAINTAINER	41,724.80	43,118.40	1,393.60	45,696.20	1,834.63	0.00	47,530.83
0000303447	*REVENUE AGENT	41,308.80	41,308.80	0.00	41,666.64	5,570.78	0.00	47,237.42
0000322922	*BUS OPERATOR	37,606.40	40,643.20	3,036.80	36,830.40	2,509.93	0.00	39,340.33
0000303592	*JOURNEYMAN ET-RAIL CAR MAINT	43,804.80	43,804.80	0.00	45,390.09	1,468.95	225.00	47,084.04
0000320165	*JOURNEYMAN ET-TELEPHONE MAINT	43,804.80	43,804.80	0.00	44,797.24	6,468.12	225.00	51,490.36
0000306255	*BUS OPERATOR	40,643.20	40,643.20	0.00	44,214.01	48,000.16	0.00	92,214.17
0000304966	*MATERIAL CONTROLLER	42,369.60	42,369.60	0.00	43,012.00	3,748.81	0.00	46,760.81
0000306446	*JOURNEYMAN RAIL CAR MECHANIC	43,804.80	43,804.80	0.00	39,737.50	2,677.26	225.00	42,639.76
0000322240	*MOBILITY OPERATOR	26,083.20	27,414.40	1,331.20	24,951.88	231.68	0.00	25,183.56
0000319398	*BUS OPERATOR	40,643.20	40,643.20	0.00	41,868.91	4,555.30	0.00	46,424.21
0000317506	DATA WAREHOUSE ARCHITECT	79,060.28	79,060.28	0.00	79,060.35	0.00	7,095.16	86,155.51
0000305985	HR INFORMATION SYSTEMS SPEC II	40,404.00	40,404.00	0.00	40,404.00	0.00	2,641.80	43,045.80
0000304407	SR ADJUSTER WORKERS COMP	61,810.32	61,810.32	0.00	53,897.34	0.00	0.00	53,897.34
0000320838	TRANSIT POLICE OFFICER SR	45,032.00	46,841.60	1,809.60	47,586.32	24,814.61	2,752.46	75,153.39
0000324181	*RAIL STATION CLEANER	28,412.80	28,412.80	0.00	29,401.93	4,917.60	0.00	34,319.53
0000307120	*MOBILITY OPERATOR	30,409.60	30,409.60	0.00	31,485.36	9,095.60	0.00	40,580.96
0000322931	*BUS OPERATOR	37,606.40	40,643.20	3,036.80	37,577.44	2,871.28	0.00	40,448.72
0000303448	DIVISION DISPATCHER	55,432.00	55,432.00	0.00	54,792.40	8,621.29	6,449.30	69,862.99
0000302351	*AA INSPECTOR	43,804.80	43,804.80	0.00	46,414.50	9,419.71	225.00	56,059.21
0000303784	*JOURNEYMAN RAIL CAR MECHANIC	43,804.80	43,804.80	0.00	44,003.22	4,967.55	225.00	49,195.77
0000322238	*BUS OPERATOR	37,606.40	40,643.20	3,036.80	34,746.13	1,579.09	0.00	36,325.22
0000317773	*JOURNEYMAN ET-RAIL CAR MAINT	43,804.80	43,804.80	0.00	46,718.96	11,522.47	225.00	58,466.43

MARTOC REPORT

EE NUMBER	TITLE	FY 11 BASE SALARY	FY 12 BASE SALARY	DIFFERENCE +/-	REGULAR EARNINGS	OVERTIME EARNINGS	OTHER EARNINGS	TOTAL EARNINGS
0000304309	*JOURNEYMAN RAIL CAR MECHANIC	43,804.80	43,804.80	0.00	45,189.50	4,178.42	225.00	49,592.92
0000319394	RAIL SERVICES CONTROLLER	57,720.00	57,720.00	0.00	52,392.00	2,872.15	6,216.02	61,480.17
0000317536	QA ENGINEER	73,757.32	73,757.32	0.00	72,055.77	0.00	0.00	72,055.77
0000306664	FOREMAN POWER	43,804.80	52,104.00	8,299.20	46,346.39	9,075.62	225.00	55,647.01
0000323507	*MOBILITY OPERATOR	23,358.40	24,564.80	1,206.40	22,020.04	1,252.31	94.48	23,366.83
0000303719	*MOBILITY OPERATOR	30,409.60	30,409.60	0.00	31,077.07	3,481.45	0.00	34,558.52
0000305738	*BUS OPERATOR	40,643.20	40,643.20	0.00	43,339.01	5,333.74	0.00	48,672.75
0000305982	CONTRACT EMP PT	0.00	0.00	0.00	43,650.00	0.00	0.00	43,650.00
0000321616	*BUS OPERATOR	37,606.40	40,643.20	3,036.80	40,077.03	6,845.13	0.00	46,922.16
0000326793	IT PROJECT MANAGER	74,485.06	74,485.06	0.00	72,367.01	0.00	0.00	72,367.01
0000303220	*BUS OPERATOR (DATE LAST EMPLOYED 01-NOV-11)	40,643.20	40,643.20	0.00	28,034.38	2,927.23	0.00	30,961.61
0000321229	COMMUNICATIONS SPECIALIST	34,534.50	36,108.80	1,574.30	36,248.46	7,003.69	141.68	43,393.83
0000303436	*SERVICEPERSON I	31,824.00	31,824.00	0.00	32,448.53	8,512.88	612.00	41,573.41
0000326260	CJIT-POLICE DISPATCHER	33,696.00	33,696.00	0.00	33,968.16	12,625.12	0.00	46,593.28
0000304698	ACCOUNTING SPECIALIST III	43,953.00	43,953.00	0.00	43,730.70	143.71	2,589.65	46,464.06
0000326524	SYSTEM SAFETY ENGINEER II	66,340.04	66,340.04	0.00	66,085.54	0.00	255.16	66,340.70
0000320807	CONTRACT PROFESSIONAL	0.00	0.00	0.00	81,081.00	9,912.00	0.00	90,993.00
0000305875	*REVENUE AGENT (DATE LAST EMPLOYED 01-JAN-12)	41,308.80	41,308.80	0.00	22,584.55	4,624.95	0.00	27,209.50
0000320032	*JOURNEYMAN ET-RADIO MAINT	43,804.80	43,804.80	0.00	41,935.16	4,723.70	805.00	47,463.86
0000316117	*TRACK MAINTAINER	43,118.40	43,118.40	0.00	44,749.23	6,009.23	0.00	50,758.46
0000302780	SUPT BUS TRANSPORTATION	61,900.54	62,614.50	713.96	62,924.90	0.00	2,568.80	65,493.70
0000318018	MOBILITY SCHEDULER II	34,690.50	34,690.50	0.00	34,788.61	1,187.51	358.12	36,334.24
0000325369	*MOBILITY OPERATOR	23,358.40	24,564.80	1,206.40	23,825.81	1,213.83	0.00	25,039.64
0000304637	*BUS OPERATOR	40,643.20	40,643.20	0.00	34,806.90	4,996.94	0.00	39,803.84
0000303709	GEN FOREMAN BLDGS & GROUNDS	62,839.40	62,839.40	0.00	62,839.50	0.00	5,438.04	68,277.54
0000324855	TRANSIT POLICE OFFICER SR	54,787.20	54,787.20	0.00	54,774.03	38,937.18	3,687.60	97,398.81
0000303143	FIELD INSPECTOR	43,118.40	51,226.50	8,108.10	46,682.79	4,905.01	985.13	52,572.93
0000326181	CONTRACT PROFESSIONAL	74,100.00	74,100.00	0.00	20,843.00	760.00	0.00	21,603.00
0000304386	MGR CIP MGMT OVERSIGHT (DATE LAST EMPLOYED 01-APR-12)	87,773.40	87,773.40	0.00	64,142.20	0.00	7,204.63	71,346.83
0000307121	*MOBILITY OPERATOR	30,409.60	30,409.60	0.00	29,248.54	7,236.99	0.00	36,485.53
0000323588	*BUS OPERATOR	34,548.80	37,606.40	3,057.60	36,623.31	4,541.74	0.00	41,165.05
0000317725	*STATION AGENT	37,169.60	37,169.60	0.00	40,280.54	17,698.14	0.00	57,978.68
0000315245	SUPV RAIL LINE	40,643.20	48,048.00	7,404.80	47,132.25	5,633.44	0.00	52,765.69
0000306448	*JOURNEYMAN ET-RAIL CAR MAINT	43,804.80	43,804.80	0.00	43,486.27	568.62	435.60	44,490.49

MARTOC REPORT

EE NUMBER	TITLE	FY 11	FY 12	DIFFERENCE	REGULAR	OVERTIME	OTHER	TOTAL
		BASE SALARY	BASE SALARY	+/-	EARNINGS	EARNINGS	EARNINGS	EARNINGS
0000327221	MGR CIVIL & STRUC ENGINEERING	100,000.16	100,000.16	0.00	82,693.70	0.00	0.00	82,693.70
0000327320	*JOURNEYMAN RAIL CAR MECHANIC	41,080.00	41,080.00	0.00	32,359.48	1,162.81	225.00	33,747.29
0000304557	*JOURNEYMAN ET-RAIL CAR MAINT	43,804.80	43,804.80	0.00	46,695.25	13,204.62	225.00	60,124.87
0000322446	*MOBILITY OPERATOR	23,358.40	23,358.40	0.00	21,570.13	353.85	0.00	21,923.98
0000304556	RAIL SERVICES CONTROLLER	57,720.00	57,720.00	0.00	57,720.00	6,077.39	5,550.00	69,347.39
0000324689	MOBILITY CUSTOMER CARE REP	36,348.00	36,348.00	0.00	37,559.60	13,714.38	1,957.20	53,231.18
0000304026	*JOURNEYMAN OVERHAULER (DATE LAST EMPLOYED 01-MAY-12)	43,804.80	43,804.80	0.00	48,659.75	2,132.33	225.00	51,017.08
0000302559	*BUS OPERATOR	40,643.20	40,643.20	0.00	39,489.06	4,641.01	0.00	44,130.07
0000322201	*BUS OPERATOR	31,491.20	31,491.20	0.00	27,250.28	2,894.71	0.00	30,144.99
0000302604	MGR SPECIAL PROJECTS	76,305.32	76,305.32	0.00	71,611.02	0.00	9,000.13	80,611.15
0000304107	OFFICE ADMINISTRATOR II	51,021.88	51,021.88	0.00	50,041.20	0.00	4,055.62	54,096.82
0000327668	*INSPECTOR	39,603.20	39,603.20	0.00	24,694.88	2,870.28	0.00	27,565.16
0000324238	BUSINESS ANALYST II	61,000.16	61,000.16	0.00	60,836.16	0.00	0.00	60,836.16
0000305530	*BUS OPERATOR	40,643.20	40,643.20	0.00	44,105.58	10,439.25	0.00	54,544.83
0000305255	*SERVICEPERSON I	28,412.80	31,824.00	3,411.20	31,759.06	3,482.69	0.00	35,241.75
0000304958	*MATERIAL CONTROLLER LEAD	42,369.60	43,659.20	1,289.60	44,045.60	1,157.92	0.00	45,203.52
0000321478	*BUS OPERATOR	37,606.40	40,643.20	3,036.80	45,267.65	13,154.72	0.00	58,422.37
0000307038	MGR TRANSIT RESEARCH	62,700.30	81,372.20	18,671.90	77,781.63	0.00	4,381.58	82,163.21
0000306557	MGR TRAIN CONTROL	75,195.12	88,792.60	13,597.48	90,454.85	0.00	18,760.34	109,215.19
0000320170	*BUS OPERATOR	40,643.20	40,643.20	0.00	43,891.62	4,256.64	0.00	48,148.26
0000324760	*JOURNEYMAN SUPPORT EQUIPMENT	41,080.00	43,804.80	2,724.80	39,994.66	4,821.09	225.00	45,040.75
0000321695	*BUS OPERATOR	37,606.40	40,643.20	3,036.80	44,251.39	610.59	0.00	44,861.98
0000316613	TRANSIT POLICE OFFICER SR	54,787.20	54,787.20	0.00	54,971.58	2,765.78	3,951.00	61,688.36
0000305231	*BUS OPERATOR	40,643.20	40,643.20	0.00	41,927.62	5,138.48	0.00	47,066.10
0000306613	ACCOUNTING SPECIALIST II	42,880.50	42,880.50	0.00	43,067.68	973.08	0.00	44,040.76
0000318189	TRANSIT POLICE SERGEANT	56,368.00	58,614.40	2,246.40	57,339.48	7,777.80	5,072.40	70,189.68
0000305724	CONTRACT EMP PT POLICE OFFICER	0.00	0.00	0.00	29,100.00	450.00	0.00	29,550.00
0000303938	*JOURNEYMAN ET-RADIO MAINT	43,804.80	43,804.80	0.00	46,908.36	10,061.44	225.00	57,194.80
0000315323	*BUS OPERATOR	40,643.20	40,643.20	0.00	41,785.05	655.18	0.00	42,440.23
0000322573	TRANSIT POLICE OFFICER SR	46,841.60	48,713.60	1,872.00	45,856.20	2,329.45	2,729.40	50,915.05
0000304476	*BUS OPERATOR	40,643.20	40,643.20	0.00	43,003.46	23,820.50	0.00	66,823.96
0000306288	*BUS OPERATOR	40,643.20	40,643.20	0.00	40,572.23	19,796.75	0.00	60,368.98
0000305082	*BUS OPERATOR	40,643.20	40,643.20	0.00	42,518.98	4,346.36	0.00	46,865.34
0000307122	*MOBILITY OPERATOR	30,409.60	30,409.60	0.00	31,100.67	5,477.13	0.00	36,577.80
0000321998	MOBILITY CUSTOMER CARE REP	36,348.00	36,348.00	0.00	37,781.43	9,068.58	0.00	46,850.01

MARTOC REPORT

EE NUMBER	TITLE	FY 11	FY 12	DIFFERENCE	REGULAR	OVERTIME	OTHER	TOTAL
		BASE SALARY	BASE SALARY	+/-	EARNINGS	EARNINGS	EARNINGS	EARNINGS
0000322143	*JOURNEYMAN OVERHAULER	41,662.40	43,804.80	2,142.40	45,726.77	6,702.85	225.00	52,654.62
0000323956	*BUS OPERATOR	34,548.80	37,606.40	3,057.60	38,066.00	2,882.66	0.00	40,948.66
0000304509	CONTRACT INSTRUCTOR	0.00	0.00	0.00	48,653.88	1,143.90	0.00	49,797.78
0000302671	MARKETING & SALES ASSOCIATE	54,097.42	54,097.42	0.00	54,097.69	0.00	2,080.68	56,178.37
0000324588	BENEFITS-CUSTOMER SVC REP	45,000.02	45,000.02	0.00	45,000.37	0.00	1,557.71	46,558.08
0000306417	*BUS OPERATOR	40,643.20	40,643.20	0.00	42,344.41	1,758.03	0.00	44,102.44
0000305989	MGR ACCOUNTING	86,768.50	86,768.50	0.00	86,768.89	0.00	10,679.25	97,448.14
0000304599	*MATERIAL CONTROLLER LEAD	43,659.20	43,659.20	0.00	44,304.95	299.12	0.00	44,604.07
0000322813	SUPV BUS TRANSPORTATION	37,606.40	48,048.00	10,441.60	43,001.70	11,190.24	924.00	55,115.94
0000318004	*BUS OPERATOR	40,643.20	40,643.20	0.00	42,555.26	2,255.61	0.00	44,810.87
0000311377	MGR BUSINESS APPLICATIONS	99,416.46	99,416.46	0.00	99,416.84	0.00	9,176.92	108,593.76
0000321625	ACCOUNTANT III	55,762.72	63,974.04	8,211.32	62,078.98	0.00	4,080.58	66,159.56
0000323964	TRANSIT POLICE OFFICER SR	45,032.00	46,841.60	1,809.60	46,609.35	25,514.98	866.00	72,990.33
0000323367	*BUS OPERATOR	34,548.80	37,606.40	3,057.60	41,369.77	10,243.46	0.00	51,613.23
0000322746	RESIDENT ENGINEER	66,381.12	85,053.28	18,672.16	74,281.67	0.00	4,859.00	79,140.67
0000326878	CJIT-POLICE DISPATCHER	33,696.00	33,696.00	0.00	31,099.64	2,417.96	0.00	33,517.60
0000323596	*INSPECTOR	43,118.40	43,118.40	0.00	45,931.94	9,734.76	225.00	55,891.70
0000319299	*RAIL STATION CLEANER	28,412.80	28,412.80	0.00	30,006.38	8,790.22	109.28	38,905.88
0000320850	*RAIL STATION CLEANER	28,412.80	28,412.80	0.00	27,329.02	163.92	0.00	27,492.94
0000327124	*MOBILITY OPERATOR	23,358.40	23,358.40	0.00	19,945.39	4,548.24	0.00	24,493.63
0000322568	TRANSIT POLICE OFFICER SR	43,305.60	45,032.00	1,726.40	42,301.58	4,224.76	3,031.00	49,557.34
0000319665	*BUS OPERATOR	40,643.20	40,643.20	0.00	42,279.64	3,878.18	0.00	46,157.82
0000319738	*MOBILITY OPERATOR	28,766.40	30,409.60	1,643.20	29,796.40	882.75	0.00	30,679.15
0000321022	*BUS OPERATOR	40,643.20	40,643.20	0.00	40,795.96	5,898.00	0.00	46,693.96
0000304896	*STATION AGENT	37,169.60	37,169.60	0.00	44,016.85	710.37	0.00	44,727.22
0000321825	*RAIL STATION CLEANER	28,412.80	28,412.80	0.00	29,490.73	6,249.47	0.00	35,740.20
0000305235	*JOURNEYMAN ET-TELEPHONE MAINT	43,804.80	43,804.80	0.00	45,910.81	15,826.74	225.00	61,962.55
0000323696	*BUS OPERATOR	34,548.80	37,606.40	3,057.60	38,691.12	7,535.28	0.00	46,226.40
0000304045	*RAIL STATION CLEANER	28,412.80	28,412.80	0.00	22,848.94	0.00	0.00	22,848.94
0000321842	CREDIT COLLEC CLEARHSE ANALYST	51,304.50	51,304.50	0.00	51,304.80	0.00	2,714.41	54,019.21
0000303889	SUPV RAIL LINE	48,048.00	48,048.00	0.00	48,099.99	4,003.37	924.00	53,027.36
0000318894	AGM COMMUNICATIONS & EXT AFF	140,172.50	140,172.50	0.00	140,172.82	0.00	2,695.63	142,868.45
0000321823	*RAIL STATION CLEANER	28,412.80	28,412.80	0.00	30,703.04	11,448.79	0.00	42,151.83
0000324491	AUDITOR II	53,000.22	53,000.22	0.00	53,000.54	0.00	0.00	53,000.54

MARTOC REPORT

EE NUMBER	TITLE	FY 11	FY 12	DIFFERENCE	REGULAR	OVERTIME	OTHER	TOTAL
		BASE SALARY	BASE SALARY	+/-	EARNINGS	EARNINGS	EARNINGS	EARNINGS
0000320921	*JOURNEYMAN AUTOMOTIVE TECH	43,804.80	43,804.80	0.00	44,081.21	8,534.12	225.00	52,840.33
0000306049	*BUS OPERATOR	40,643.20	40,643.20	0.00	41,748.89	3,036.44	0.00	44,785.33
0000323594	*BUS OPERATOR	34,548.80	37,606.40	3,057.60	35,941.14	3,460.77	0.00	39,401.91
0000320303	*JOURNEYMAN ET-COMPUTER MAINT	43,804.80	43,804.80	0.00	45,170.43	3,054.77	225.00	48,450.20
0000316538	*BUS OPERATOR	40,643.20	40,643.20	0.00	22,069.62	1,258.69	0.00	23,328.31
0000323369	*BUS OPERATOR	34,548.80	37,606.40	3,057.60	35,796.24	2,533.88	0.00	38,330.12
0000305327	*JOURNEYMAN AUTOMOTIVE TECH	43,804.80	43,804.80	0.00	22,123.10	3,751.34	225.00	26,099.44
0000303879	*BUS OPERATOR	40,643.20	40,643.20	0.00	44,140.27	4,581.39	0.00	48,721.66
0000305150	HUMAN RESOURCES SPECIALIST	36,270.00	36,270.00	0.00	36,139.80	0.00	0.00	36,139.80
0000303497	DISPATCHER MOBILITY	38,126.40	38,126.40	0.00	37,539.85	1,544.47	0.00	39,084.32
0000303495	*BUS OPERATOR	40,643.20	40,643.20	0.00	41,614.68	9,477.99	0.00	51,092.67
0000320357	*RAIL STATION CLEANER	28,412.80	28,412.80	0.00	30,320.56	6,874.40	0.00	37,194.96
0000303487	*BUS OPERATOR	40,643.20	40,643.20	0.00	41,938.63	18,323.66	0.00	60,262.29
0000315746	*MATERIAL CONTROLLER	42,369.60	42,369.60	0.00	41,748.37	4,575.71	0.00	46,324.08
0000302900	*JOURNEYMAN RAIL CAR MECHANIC	43,804.80	43,804.80	0.00	46,293.89	12,983.54	225.00	59,502.43
0000322146	*BUS OPERATOR	37,606.40	40,643.20	3,036.80	26,850.80	3,870.56	0.00	30,721.36
0000315229	STAT PERFORM BUDGET ANALYST	80,000.18	80,000.18	0.00	64,308.17	0.00	0.00	64,308.17
0000321613	FOREMAN POWER	52,104.00	52,104.00	0.00	51,089.53	5,072.74	601.20	56,763.47
0000302367	*MOBILITY OPERATOR	30,409.60	30,409.60	0.00	23,450.52	7,724.91	0.00	31,175.43
0000320037	*SERVICEPERSON I (A)	29,182.40	29,182.40	0.00	29,473.17	4,254.65	109.44	33,837.26
0000314842	ENVIRONMENTAL SAFETY INSPECTOR	62,750.22	62,750.22	0.00	62,750.60	0.00	0.00	62,750.60
0000302074	*BUS OPERATOR	40,643.20	40,643.20	0.00	35,504.10	480.49	0.00	35,984.59
0000323662	*BUS OPERATOR	34,548.80	37,606.40	3,057.60	28,363.33	6,507.34	0.00	34,870.67
0000302279	DIVISION DISPATCHER	48,588.80	48,588.80	0.00	50,457.60	1,401.60	1,845.44	53,704.64
0000320662	*JOURNEYMAN ET-HVAC	43,804.80	43,804.80	0.00	47,041.82	5,765.23	225.00	53,032.05
0000319881	*BUS OPERATOR	40,643.20	40,643.20	0.00	43,619.94	6,794.69	0.00	50,414.63
0000314951	*JOURNEYMAN SUPPORT EQUIPMENT	43,804.80	43,804.80	0.00	44,865.68	1,484.73	225.00	46,575.41
0000315059	*BUS OPERATOR	40,643.20	40,643.20	0.00	41,993.64	9,386.77	0.00	51,380.41
0000302676	TRANSIT POLICE OFFICER SR	54,787.20	54,787.20	0.00	54,984.75	30,086.93	4,741.20	89,812.88
0000326639	*JOURNEYMAN OVERHAULER	39,603.20	41,080.00	1,476.80	40,349.21	35.81	225.00	40,610.02
0000315380	*JOURNEYMAN ET-TELEPHONE MAINT	43,804.80	43,804.80	0.00	44,644.56	22,192.12	225.00	67,061.68
0000306090	SUPV CAR REPAIR INSPECTION	56,118.40	56,118.40	0.00	56,118.40	10,792.00	0.00	66,910.40
0000322565	*INSPECTOR	41,662.40	43,118.40	1,456.00	46,529.07	10,110.31	225.00	56,864.38
0000306432	*BUS OPERATOR	40,643.20	40,643.20	0.00	37,005.40	258.54	312.64	37,576.58
0000306247	*SERVICEPERSON I (A)	31,824.00	32,281.60	457.60	31,530.21	1,379.33	0.00	32,909.54

MARTOC REPORT

EE NUMBER	TITLE	FY 11 BASE SALARY	FY 12 BASE SALARY	DIFFERENCE +/-	REGULAR EARNINGS	OVERTIME EARNINGS	OTHER EARNINGS	TOTAL EARNINGS
0000318882	*BUS OPERATOR	40,643.20	40,643.20	0.00	42,800.22	3,621.62	0.00	46,421.84
0000319225	TRANSIT POLICE OFFICER SR	50,668.80	52,686.40	2,017.60	51,600.00	2,554.86	0.00	54,154.86
0000326541	*BUS OPERATOR	28,454.40	28,454.40	0.00	23,140.90	3,004.58	0.00	26,145.48
0000307123	*MOBILITY OPERATOR	30,409.60	30,409.60	0.00	32,606.18	15,762.35	0.00	48,368.53
0000303429	FARE COLLECT ASST SP PROJ	33,111.00	33,111.00	0.00	33,127.98	668.60	1,273.50	35,070.08
0000320602	BREEZE MEDIA DISTRIBUTION AGT	38,577.76	38,577.76	0.00	38,302.28	0.00	1,555.00	39,857.28
0000322117	*BUS OPERATOR	31,491.20	31,491.20	0.00	28,541.35	1,568.05	0.00	30,109.40
0000304302	*SR TRAFFIC CHECKER	32,427.20	32,427.20	0.00	33,276.90	9,137.85	0.00	42,414.75
0000306249	TRANSIT POLICE MAJOR	89,336.52	89,336.52	0.00	89,336.61	0.00	15,462.09	104,798.70
0000327292	*BUS OPERATOR	28,454.40	28,454.40	0.00	19,783.65	1,220.42	0.00	21,004.07
0000303177	*BUS OPERATOR	40,643.20	40,643.20	0.00	38,651.63	552.67	0.00	39,204.30
0000316232	*RAIL STATION CLEANER	28,412.80	28,412.80	0.00	29,033.26	2,371.72	0.00	31,404.98
0000314984	*INFORMATION SYSTEMS REC CLERK	28,912.00	30,409.60	1,497.60	29,600.89	187.81	0.00	29,788.70
0000318788	*BUS OPERATOR	40,643.20	40,643.20	0.00	33,201.60	3,155.36	0.00	36,356.96
0000320944	*BUS OPERATOR	40,643.20	40,643.20	0.00	23,414.44	2,069.96	0.00	25,484.40
0000306011	*SR TRAFFIC CHECKER	32,427.20	32,427.20	0.00	33,927.80	6,834.42	0.00	40,762.22
0000306159	SUPV BUS SCHEDULING	85,829.90	85,829.90	0.00	85,830.33	0.00	0.00	85,830.33
0000304468	*RAIL STATION CLEANER	28,412.80	28,412.80	0.00	29,883.44	5,573.28	0.00	35,456.72
0000305379	CONTRACT PROFESSIONAL	0.00	0.00	0.00	43,451.10	0.00	0.00	43,451.10
0000323364	*BUS OPERATOR	34,548.80	37,606.40	3,057.60	39,257.99	8,109.67	0.00	47,367.66
0000306054	*RAIL OPERATOR	40,643.20	40,643.20	0.00	33,148.72	87.35	0.00	33,236.07
0000305998	*BUS OPERATOR	40,643.20	40,643.20	0.00	43,552.43	7,428.44	0.00	50,980.87
0000303155	SUPV BUS TRANSPORTATION	48,048.00	48,048.00	0.00	48,048.00	7,981.05	0.00	56,029.05
0000302148	*AA INSPECTOR	43,118.40	43,804.80	686.40	44,550.50	15,983.65	225.00	60,759.15
0000302209	OFFICE ADMINISTRATOR II	54,685.80	54,685.80	0.00	54,685.80	0.00	0.00	54,685.80
0000316649	IT BUSINESS ANALYST III	73,206.90	73,206.90	0.00	73,207.20	0.00	5,068.19	78,275.39
0000321102	*BUS OPERATOR	40,643.20	40,643.20	0.00	43,552.35	11,177.62	0.00	54,729.97
0000318007	*MOBILITY OPERATOR	28,766.40	30,409.60	1,643.20	25,891.27	287.06	221.28	26,399.61
0000324751	IT QUALITY ASSURANCE ENGINEER	75,000.12	75,000.12	0.00	75,000.34	0.00	0.00	75,000.34
0000323850	CONTRACT PROFESSIONAL (DATE LAST EMPLOYED 01-JUN-12)	0.00	0.00	0.00	71,220.00	0.00	0.00	71,220.00
0000302858	PLANNER COMM COMPTR & FARECOLL	43,804.80	52,686.40	8,881.60	52,276.36	0.00	1,393.15	53,669.51
0000323961	CHF AGREEMENTS & UTILITIES	63,576.76	77,729.08	14,152.32	77,185.33	0.00	8,968.77	86,154.10
0000303803	RAIL SERVICES CONTROLLER	58,240.00	58,240.00	0.00	57,120.00	581.00	4,480.00	62,181.00
0000303751	TRANSIT POLICE OFFICER SPECIAL	56,971.20	56,971.20	0.00	56,971.20	9,511.25	8,764.80	75,247.25

MARTOC REPORT

EE NUMBER	TITLE	FY 11	FY 12	DIFFERENCE	REGULAR	OVERTIME	OTHER	TOTAL
		BASE SALARY	BASE SALARY	+/-	EARNINGS	EARNINGS	EARNINGS	EARNINGS
0000303753	TRANSIT POLICE SERGEANT	65,936.00	65,936.00	0.00	66,680.95	30,327.56	7,734.80	104,743.31
0000304232	*MOBILITY OPERATOR	30,409.60	30,409.60	0.00	30,511.95	219.38	233.92	30,965.25
0000303196	MGR ELEC & MECH ENGINEERING	92,340.82	92,340.82	0.00	92,342.36	0.00	10,891.52	103,233.88
0000317058	*REVENUE AGENT	41,308.80	41,308.80	0.00	43,081.67	2,331.12	0.00	45,412.79
0000323997	TRANSIT POLICE OFFICER	43,305.60	45,032.00	1,726.40	44,718.66	12,526.84	0.00	57,245.50
0000326277	*MOBILITY OPERATOR	23,358.40	23,358.40	0.00	23,295.77	1,255.12	89.84	24,640.73
0000317265	*TRACK MAINTAINER	43,118.40	43,118.40	0.00	44,505.52	4,765.37	0.00	49,270.89
0000305940	*BUS OPERATOR	40,643.20	40,643.20	0.00	41,860.95	1,289.79	0.00	43,150.74
0000304420	*JOURNEYMAN ET-COMPUTER MAINT	43,804.80	43,804.80	0.00	48,427.53	27,126.41	225.00	75,778.94
0000319804	MAINTENANCE PLANNER BUS	52,686.40	52,686.40	0.00	52,483.76	6,357.83	1,215.84	60,057.43
0000323036	*JOURNEYMAN ET-RADIO MAINT	43,804.80	43,804.80	0.00	45,068.44	11,751.56	225.00	57,045.00
0000303366	SUPV RAIL LINE	43,555.20	48,048.00	4,492.80	47,529.64	15,870.08	0.00	63,399.72
0000303607	*BUS OPERATOR	40,643.20	40,643.20	0.00	40,985.86	1,126.17	0.00	42,112.03
0000302308	*JOURNEYMAN RAIL CAR MECHANIC	43,804.80	43,804.80	0.00	47,221.76	15,186.97	225.00	62,633.73
0000306175	*BUS OPERATOR	40,643.20	40,643.20	0.00	39,812.36	3,798.60	0.00	43,610.96
0000315643	ELEV ESCALATOR SAFE INSPEC II	67,002.00	67,002.00	0.00	46,386.00	996.44	2,577.00	49,959.44
0000305192	*BUS OPERATOR	40,643.20	40,643.20	0.00	41,641.03	8,162.00	0.00	49,803.03
0000302121	*JOURNEYMAN RAIL CAR MECHANIC	43,804.80	43,804.80	0.00	48,455.21	15,738.22	225.00	64,418.43
0000304605	*BUS OPERATOR	40,643.20	40,643.20	0.00	36,253.16	15,022.69	578.10	51,853.95
0000320162	*MOBILITY OPERATOR	28,766.40	30,409.60	1,643.20	27,804.78	317.22	0.00	28,122.00
0000303911	*RAIL STATION CLEANER	28,412.80	28,412.80	0.00	35,784.56	6,193.11	0.00	41,977.67
0000302887	SUPT BUS MAINTENANCE GARAGE	69,584.58	69,584.58	0.00	69,585.00	0.00	5,352.67	74,937.67
0000306521	*RAIL STATION CLEANER	28,412.80	28,412.80	0.00	28,713.32	0.00	0.00	28,713.32
0000319397	SUPV RAIL LINE (DATE LAST EMPLOYED 19-APR-12)	51,771.20	51,771.20	0.00	43,837.52	3,566.83	5,824.26	53,228.61
0000324714	*BUS OPERATOR	34,548.80	34,548.80	0.00	33,593.81	3,204.25	0.00	36,798.06
0000305272	*BUS OPERATOR	40,643.20	40,643.20	0.00	44,235.00	5,582.59	0.00	49,817.59
0000318564	*BUS OPERATOR	40,643.20	40,643.20	0.00	42,564.98	2,692.41	0.00	45,257.39
0000322689	SUPV RAIL LINE	48,048.00	48,048.00	0.00	45,014.29	18,693.71	947.10	64,655.10
0000317293	*JOURNEYMAN SUPPORT EQUIPMENT	43,804.80	43,804.80	0.00	44,139.43	2,282.39	225.00	46,646.82
0000306094	MOBILITY CUSTOMER CARE REP	36,523.50	36,523.50	0.00	36,931.18	1,699.88	880.31	39,511.37
0000320574	*MOBILITY OPERATOR	28,766.40	30,409.60	1,643.20	20,686.48	2,795.46	0.00	23,481.94
0000303430	CONTRACTS RECORDS ADMIN	33,715.50	33,715.50	0.00	33,733.07	103.74	1,876.84	35,713.65
0000305076	*JOURNEYMAN RAIL CAR MECHANIC	43,804.80	43,804.80	0.00	48,720.60	6,231.13	225.00	55,176.73
0000325324	*JOURNEYMAN ET-RADIO MAINT	41,392.00	42,390.40	998.40	41,876.66	255.37	225.00	42,357.03
0000325086	*JOURNEYMAN ELEC POWER ELECT	41,392.00	41,392.00	0.00	19,735.06	119.42	225.00	20,079.48

MARTOC REPORT

EE NUMBER	TITLE	FY 11 BASE SALARY	FY 12 BASE SALARY	DIFFERENCE +/-	REGULAR EARNINGS	OVERTIME EARNINGS	OTHER EARNINGS	TOTAL EARNINGS
0000302680	(DATE LAST EMPLOYED 22-NOV-11) *TRACK MAINTAINER	43,118.40	43,118.40	0.00	44,122.11	5,037.47	0.00	49,159.58
0000320580	*MOBILITY OPERATOR	28,766.40	30,409.60	1,643.20	23,874.53	130.27	0.00	24,004.80
0000303986	*AA INSPECTOR	43,804.80	43,804.80	0.00	45,281.62	18,038.00	225.00	63,544.62
0000324617	TECHNICAL WRITER	68,040.96	68,040.96	0.00	67,780.21	0.00	0.00	67,780.21
0000302241	INSTRUCTOR BUS TECH ENVIRON	62,000.12	60,257.60	-1,742.52	60,592.72	0.00	2,317.60	62,910.32
0000303717	*JOURNEYMAN RAIL CAR MECHANIC	43,804.80	43,804.80	0.00	44,975.40	5,425.60	225.00	50,626.00
0000321545	*BUS OPERATOR	37,606.40	40,643.20	3,036.80	42,423.25	2,626.73	0.00	45,049.98
0000302380	*MATERIAL CONTROLLER LEAD	42,369.60	43,659.20	1,289.60	41,328.35	1,546.85	0.00	42,875.20
0000305564	*MATERIAL CONTROLLER	42,369.60	42,369.60	0.00	41,464.81	1,665.27	0.00	43,130.08
0000314938	FIELD INSPECTOR	53,799.92	53,799.92	0.00	53,800.38	17,768.07	2,586.82	74,155.27
0000319739	*BUS OPERATOR	40,643.20	40,643.20	0.00	39,103.06	1,305.95	0.00	40,409.01
0000322981	*JOURNEYMAN ET-RADIO MAINT	43,804.80	43,804.80	0.00	39,899.11	9,287.53	225.00	49,411.64
0000302525	(DATE LAST EMPLOYED 04-JUN-12) *STATION AGENT	37,169.60	37,169.60	0.00	41,025.09	10,253.01	0.00	51,278.10
0000306218	*MATERIAL CONTROLLER LEAD	42,369.60	43,659.20	1,289.60	43,036.86	2,638.63	0.00	45,675.49
0000304649	*BUS OPERATOR	40,643.20	40,643.20	0.00	40,956.96	1,402.37	0.00	42,359.33
0000306597	TRANSIT POLICE OFFICER SR	54,787.20	54,787.20	0.00	57,355.36	15,191.71	2,370.60	74,917.67
0000323909	*RAIL STATION CLEANER	28,412.80	28,412.80	0.00	29,665.27	8,236.68	0.00	37,901.95
0000316614	CJIT-POLICE DISPATCHER	34,174.40	34,174.40	0.00	36,689.73	16,172.65	525.76	53,388.14
0000305941	*RAIL OPERATOR	40,643.20	40,643.20	0.00	34,868.39	1,572.62	0.00	36,441.01
0000322436	TRANSIT POLICE OFFICER SR	46,841.60	48,713.60	1,872.00	49,954.37	28,040.94	0.00	77,995.31
0000317601	TRANSIT POLICE OFFICER	48,713.60	50,668.80	1,955.20	50,381.18	20,217.73	2,848.00	73,446.91
0000321653	DIR PROGRAM & CONTRACT MGMT	91,260.00	104,500.24	13,240.24	97,880.57	0.00	6,323.47	104,204.04
0000304706	*MOBILITY OPERATOR	30,409.60	30,409.60	0.00	24,317.15	1,973.73	0.00	26,290.88
0000320615	*RAIL OPERATOR	40,643.20	40,643.20	0.00	34,042.40	1,718.81	0.00	35,761.21
0000319806	*BUS OPERATOR	40,643.20	40,643.20	0.00	42,813.09	5,645.37	0.00	48,458.46
0000304048	*RAIL STATION CLEANER	28,412.80	28,412.80	0.00	29,964.18	10,188.68	0.00	40,152.86
0000306301	SUPV RAIL LINE	48,048.00	48,048.00	0.00	48,048.00	11,488.60	6,260.10	65,796.70
0000320644	*RAIL STATION CLEANER	28,412.80	28,412.80	0.00	29,769.52	9,164.16	0.00	38,933.68
0000304819	*STATION AGENT	37,169.60	37,169.60	0.00	39,345.31	4,295.56	0.00	43,640.87
0000321906	*BUS OPERATOR	31,491.20	31,491.20	0.00	29,491.64	2,127.03	0.00	31,618.67
0000303464	*MOBILITY OPERATOR	30,409.60	30,409.60	0.00	30,275.55	4,841.17	116.96	35,233.68
0000306424	*JOURNEYMAN AUTOMOTIVE TECH	43,804.80	43,804.80	0.00	44,981.51	4,015.13	225.00	49,221.64
0000311542	SUPV FIELD RESEARCH	0.00	0.00	0.00	21,941.25	1,226.28	0.00	23,167.53
0000302271	*BUS OPERATOR	40,643.20	40,643.20	0.00	42,736.58	24,519.01	0.00	67,255.59

MARTOC REPORT

EE NUMBER	TITLE	FY 11	FY 12	DIFFERENCE	REGULAR	OVERTIME	OTHER	TOTAL
		BASE SALARY	BASE SALARY	+/-	EARNINGS	EARNINGS	EARNINGS	EARNINGS
0000321482	*RAIL OPERATOR	37,606.40	40,643.20	3,036.80	42,674.64	8,643.41	0.00	51,318.05
0000318277	SR EXECUTIVE ADMINISTRATOR BD	73,760.18	73,760.18	0.00	73,760.55	0.00	1,420.75	75,181.30
0000324650	*MOBILITY OPERATOR	24,564.80	26,083.20	1,518.40	25,046.52	662.14	0.00	25,708.66
0000308803	*BUS OPERATOR	40,643.20	40,643.20	0.00	42,332.84	3,581.42	175.47	46,089.73
0000323064	TRANSIT POLICE OFFICER SR	46,841.60	48,713.60	1,872.00	47,268.32	5,540.57	675.60	53,484.49
0000324786	*BUS OPERATOR	34,548.80	34,548.80	0.00	34,516.75	4,720.42	0.00	39,237.17
0000326467	CJIT-POLICE DISPATCHER	35,609.60	33,696.00	-1,913.60	33,781.75	8,773.85	648.00	43,203.60
0000321624	*BUS OPERATOR	37,606.40	40,643.20	3,036.80	42,485.06	9,266.69	0.00	51,751.75
0000326788	CJIT-CALL TAKER	29,827.20	29,827.20	0.00	30,415.16	6,851.65	0.00	37,266.81
0000306153	*AA INSPECTOR	43,804.80	43,804.80	0.00	50,741.42	28,091.91	225.00	79,058.33
0000304682	*MOBILITY OPERATOR	30,409.60	30,409.60	0.00	28,279.91	2,724.85	0.00	31,004.76
0000320156	*MOBILITY OPERATOR	28,766.40	30,409.60	1,643.20	24,245.12	5,466.38	0.00	29,711.50
0000302233	*BUS OPERATOR	40,643.20	40,643.20	0.00	43,253.04	4,366.00	0.00	47,619.04
0000320241	COMMUNICATIONS SPECIALIST	33,696.00	33,696.00	0.00	33,524.28	2,029.05	0.00	35,553.33
0000305754	*BUS OPERATOR	40,643.20	40,643.20	0.00	41,627.94	9,116.29	0.00	50,744.23
0000303849	FOREMAN CUSTODIAL SERVICES	44,824.00	44,824.00	0.00	44,824.00	1,077.50	0.00	45,901.50
0000318553	*BUS OPERATOR	40,643.20	40,643.20	0.00	43,770.08	7,977.57	0.00	51,747.65
0000302755	MAINTENANCE PLANNER-RAIL	43,804.80	52,104.00	8,299.20	47,610.08	8,417.53	3,231.00	59,258.61
0000321146	EMERGENCY PREP UNIT COORD	62,750.22	62,750.22	0.00	55,988.33	2,426.30	0.00	58,414.63
0000315335	*JOURNEYMAN RAIL CAR MECHANIC	43,804.80	43,804.80	0.00	44,396.38	0.00	225.00	44,621.38
0000302629	*RAIL OPERATOR	40,643.20	40,643.20	0.00	40,999.49	12,784.67	0.00	53,784.16
0000306499	SUPT BUS MAINTENANCE GARAGE	64,091.56	64,091.56	0.00	64,092.08	0.00	5,258.82	69,350.90
0000317771	*JOURNEYMAN RAIL CAR MECHANIC	43,804.80	43,804.80	0.00	48,312.88	12,264.86	225.00	60,802.74
0000315446	*TRACK MAINTAINER	43,118.40	43,118.40	0.00	43,270.27	5,853.71	0.00	49,123.98
0000319811	DISPATCHER RADIO COMMUNICATION	48,588.80	48,588.80	0.00	48,775.68	4,672.00	934.40	54,382.08
0000317774	*MOBILITY OPERATOR	30,409.60	30,409.60	0.00	31,908.26	8,415.73	0.00	40,323.99
0000326868	*MOBILITY OPERATOR	23,358.40	23,358.40	0.00	22,142.79	9,454.39	0.00	31,597.18
0000304625	*SERVICEPERSON IV	34,008.00	34,008.00	0.00	35,983.82	7,633.96	0.00	43,617.78
0000321475	TRANSIT POLICE OFFICER SR	46,841.60	48,713.60	1,872.00	48,158.01	46,993.44	3,044.60	98,196.05
0000315364	TRANSIT POLICE OFFICER SPECIAL	54,787.20	56,971.20	2,184.00	60,913.69	54,815.74	1,095.60	116,825.03
0000303999	*BUS OPERATOR	40,643.20	40,643.20	0.00	42,781.66	12,219.48	0.00	55,001.14
0000318556	*BUS OPERATOR	40,643.20	40,643.20	0.00	42,720.09	4,503.97	0.00	47,224.06
0000305763	CONTRACT PROFESSIONAL	78,000.00	78,000.00	0.00	25,580.00	3,120.00	0.00	28,700.00
0000327309	*JOURNEYMAN RAIL CAR MECHANIC	41,080.00	41,080.00	0.00	32,447.28	1,384.98	225.00	34,057.26
0000325719	ADMINISTRATIVE ASSISTANT	35,626.50	35,626.50	0.00	35,530.86	3,055.79	137.03	38,723.68

MARTOC REPORT

EE NUMBER	TITLE	FY 11 BASE SALARY	FY 12 BASE SALARY	DIFFERENCE +/-	REGULAR EARNINGS	OVERTIME EARNINGS	OTHER EARNINGS	TOTAL EARNINGS
0000305120	*MOBILITY OPERATOR	30,409.60	30,409.60	0.00	30,171.14	65.82	0.00	30,236.96
0000305601	*SR TRAFFIC CHECKER	32,427.20	32,427.20	0.00	32,481.81	6,355.00	0.00	38,836.81
0000305541	SUPV CAR REPAIR INSPECTION	52,104.00	52,104.00	0.00	50,266.88	11,053.35	1,503.00	62,823.23
0000320854	*RAIL STATION CLEANER	28,412.80	28,412.80	0.00	29,955.17	6,090.67	0.00	36,045.84
0000306429	SUPV RAIL YARD TOWER	53,248.00	53,248.00	0.00	53,248.00	6,912.00	6,127.11	66,287.11
0000304087	FOREMAN CUSTODIAL SERVICES	47,257.60	47,257.60	0.00	47,075.84	3,998.72	1,567.68	52,642.24
0000302591	*JOURNEYMAN OVERHAULER	43,804.80	43,804.80	0.00	44,143.42	1,721.66	225.00	46,090.08
0000303706	NON REVENUE PLANNER	53,144.00	53,144.00	0.00	53,144.00	255.50	3,577.00	56,976.50
0000325460	CONTRACT PROFESSIONAL	0.00	0.00	0.00	65,625.00	1,312.50	0.00	66,937.50
0000304148	SUPV NETWORK OPERATIONS CENTER	62,204.22	62,204.22	0.00	62,204.53	0.00	2,153.24	64,357.77
0000316472	*BUS OPERATOR	28,454.40	31,491.20	3,036.80	21,658.55	2,507.76	0.00	24,166.31
0000303913	*BUS OPERATOR	40,643.20	40,643.20	0.00	41,418.82	306.89	0.00	41,725.71
0000303338	SR INFORMATION SYSTEMS ANALYST	84,514.30	84,514.30	0.00	84,514.76	0.00	11,376.96	95,891.72
0000304207	CONTRACT INSTRUCTOR	0.00	0.00	0.00	43,773.91	0.00	0.00	43,773.91
0000320302	REGIONAL PLANNER III	60,008.00	60,008.00	0.00	60,008.60	0.00	2,769.60	62,778.20
0000318799	TRANSIT POLICE OFFICER SR	46,841.60	48,713.60	1,872.00	47,683.97	5,998.89	3,017.60	56,700.46
0000317600	CJIT-POLICE DISPATCHER	34,153.60	34,153.60	0.00	35,631.19	12,267.97	1,354.65	49,253.81
0000303500	*BUS OPERATOR	40,643.20	40,643.20	0.00	42,381.20	6,392.73	0.00	48,773.93
0000323610	*BUS OPERATOR	34,548.80	37,606.40	3,057.60	38,173.59	9,766.37	0.00	47,939.96
0000303266	*BUS OPERATOR	40,643.20	40,643.20	0.00	53,038.80	29,546.32	0.00	82,585.12
0000316779	*MATERIAL CONTROLLER	42,369.60	42,369.60	0.00	44,144.83	3,776.64	0.00	47,921.47
0000304423	SUPV RAIL LINE	48,048.00	48,048.00	0.00	41,406.77	6,323.66	0.00	47,730.43
0000304038	SUPV BUS TRANSPORTATION	48,048.00	48,048.00	0.00	48,048.00	3,187.80	0.00	51,235.80
0000302195	*BUS OPERATOR	40,643.20	40,643.20	0.00	24,536.32	465.21	0.00	25,001.53
0000326345	BUS MECH ELEC ENGINEER	68,041.22	68,041.22	0.00	67,779.82	0.00	261.70	68,041.52
0000316606	*BUS OPERATOR	40,643.20	40,643.20	0.00	25,881.39	401.59	0.00	26,282.98
0000306588	*JOURNEYMAN PAINTER	43,804.80	43,804.80	0.00	47,433.84	2,637.79	225.00	50,296.63
0000304403	*BUS OPERATOR	40,643.20	40,643.20	0.00	43,225.52	12,062.01	0.00	55,287.53
0000306444	MGR ARCHITECTURE	96,585.58	96,585.58	0.00	88,045.11	0.00	15,973.82	104,018.93
0000304832	*REVENUE AGENT	41,308.80	41,308.80	0.00	41,586.84	5,883.59	0.00	47,470.43
0000305288	TRANSIT POLICE SERGEANT	65,936.00	65,936.00	0.00	67,727.05	25,615.28	692.33	94,034.66
0000326624	*MOBILITY OPERATOR	23,358.40	23,358.40	0.00	22,117.54	5,112.60	89.84	27,319.98
0000321870	DEPARTMENT ADMINISTRATOR	57,800.08	57,800.08	0.00	57,800.63	0.00	3,779.25	61,579.88
0000320620	MOBILITY CUSTOMER CARE REP	36,348.00	36,348.00	0.00	34,707.68	4,550.49	2,236.80	41,494.97

MARTOC REPORT

EE NUMBER	TITLE	FY 11	FY 12	DIFFERENCE	REGULAR	OVERTIME	OTHER	TOTAL
		BASE SALARY	BASE SALARY	+/-	EARNINGS	EARNINGS	EARNINGS	EARNINGS
0000306210	CONTRACT INSTRUCTOR	0.00	0.00	0.00	41,129.56	266.91	0.00	41,396.47
0000322687	*JOURNEYMAN ET-RADIO MAINT	43,804.80	43,804.80	0.00	44,941.00	663.43	225.00	45,829.43
0000303203	*BUS OPERATOR	40,643.20	40,643.20	0.00	35,799.72	2,616.62	0.00	38,416.34
0000303660	*TRACK MAINTAINER	43,118.40	43,118.40	0.00	44,329.31	6,685.51	0.00	51,014.82
0000305073	*RAIL OPERATOR	40,643.20	40,643.20	0.00	44,101.65	18,665.24	0.00	62,766.89
0000322935	*BUS OPERATOR	37,606.40	40,643.20	3,036.80	39,484.14	6,520.12	0.00	46,004.26
0000305237	MAINTENANCE PLANNER BUS	56,888.00	56,888.00	0.00	56,888.00	3,938.42	1,859.80	62,686.22
0000317128	*BUS OPERATOR	40,643.20	40,643.20	0.00	39,919.03	3,043.47	0.00	42,962.50
0000321225	SUPV RIDESTORE OPERATIONS	51,000.04	51,000.04	0.00	51,000.58	0.00	1,765.40	52,765.98
0000305436	*JOURNEYMAN SUPPORT EQUIPMENT	43,804.80	43,804.80	0.00	49,233.95	0.00	225.00	49,458.95
0000304182	OFFICE ADMINISTRATOR I	45,958.90	45,958.90	0.00	45,959.45	0.00	0.00	45,959.45
0000303486	*BUS OPERATOR	40,643.20	40,643.20	0.00	39,744.82	8,261.91	0.00	48,006.73
0000302803	MGR QUALITY ASSURANCE	82,843.02	93,993.90	11,150.88	84,990.95	0.00	10,202.16	95,193.11
0000322339	*INSPECTOR (DATE LAST EMPLOYED 06-JAN-12)	41,662.40	43,118.40	1,456.00	28,271.79	17,544.54	225.00	46,041.33
0000302859	QA ENGINEER	73,196.76	73,196.76	0.00	72,915.33	0.00	7,319.68	80,235.01
0000323517	*BUS OPERATOR	34,548.80	37,606.40	3,057.60	38,800.84	7,916.62	0.00	46,717.46
0000323526	*JOURNEYMAN ELEC POWER ELECT	43,804.80	43,804.80	0.00	45,701.19	26,823.21	225.00	72,749.40
0000305193	MGR SERVICE MONITORING	84,005.74	84,005.74	0.00	84,006.00	0.00	11,946.08	95,952.08
0000325415	TRANSIT POLICE OFFICER SR	41,641.60	45,032.00	3,390.40	42,141.46	25,129.11	1,601.60	68,872.17
0000315058	*BUS OPERATOR (DATE LAST EMPLOYED 14-MAY-12)	40,643.20	40,643.20	0.00	20,999.38	1,111.80	0.00	22,111.18
0000325457	TRANSIT POLICE OFFICER SPECIAL	52,686.40	54,787.20	2,100.80	53,529.72	31,649.93	2,870.65	88,050.30
0000317911	*RAIL STATION CLEANER	28,412.80	28,412.80	0.00	30,313.74	3,642.74	0.00	33,956.48
0000306506	SUPV RAIL LINE	51,771.20	51,771.20	0.00	51,771.20	12,071.65	8,960.40	72,803.25
0000304250	*BUS OPERATOR	40,643.20	40,643.20	0.00	43,457.94	5,263.96	0.00	48,721.90
0000309131	RAIL SERVICES CONTROLLER	52,520.00	57,720.00	5,200.00	54,419.25	1,567.83	2,170.00	58,157.08
0000326537	*MOBILITY OPERATOR	23,358.40	23,358.40	0.00	22,497.43	3,407.05	0.00	25,904.48
0000304842	ADMINISTRATIVE ASSISTANT	35,587.50	35,587.50	0.00	35,587.76	0.00	2,577.82	38,165.58
0000305829	*BUS OPERATOR	40,643.20	40,643.20	0.00	42,163.84	5,354.58	0.00	47,518.42
0000302948	SR INSTRUCTOR BUS MAINT	65,898.56	65,898.56	0.00	65,983.14	0.00	0.00	65,983.14
0000304602	SUPV BUS TRANSPORTATION	52,540.80	52,540.80	0.00	51,530.40	21,622.56	4,041.60	77,194.56
0000324537	*SERVICEPERSON I (A)	32,281.60	32,281.60	0.00	32,902.40	6,966.54	0.00	39,868.94
0000303289	MGR CLAIMS	77,451.92	77,451.92	0.00	77,452.07	0.00	7,447.30	84,899.37
0000302310	*JOURNEYMAN ET-RAIL CAR MAINT	43,804.80	43,804.80	0.00	47,433.95	13,876.03	225.00	61,534.98
0000315986	*BUS OPERATOR	40,643.20	40,643.20	0.00	39,535.19	2,638.51	0.00	42,173.70
0000305968	*STATION AGENT	37,169.60	37,169.60	0.00	40,044.92	48,034.77	0.00	88,079.69

MARTOC REPORT

EE NUMBER	TITLE	FY 11 BASE SALARY	FY 12 BASE SALARY	DIFFERENCE +/-	REGULAR EARNINGS	OVERTIME EARNINGS	OTHER EARNINGS	TOTAL EARNINGS
0000303131	*TRACK MAINTAINER	43,118.40	43,118.40	0.00	44,453.72	3,338.09	0.00	47,791.81
0000322744	*SERVICEPERSON VII GROUNDSKEEPER	32,281.60	32,281.60	0.00	31,516.20	4,288.50	0.00	35,804.70
0000304704	*BUS DISPATCHER (BLOCKOUT)	41,662.40	41,662.40	0.00	42,563.62	8,467.66	0.00	51,031.28
0000305861	SUPV RAIL LINE	53,248.00	53,248.00	0.00	53,171.20	13,713.92	11,578.63	78,463.75
0000313509	SUPT BUS TRANSPORTATION	66,070.42	66,070.42	0.00	66,070.72	0.00	5,082.36	71,153.08
0000317915	FOREMAN TRACK & STRCT	52,104.00	52,104.00	0.00	52,104.01	10,521.12	0.00	62,625.13
0000323421	*BUS OPERATOR	34,548.80	37,606.40	3,057.60	37,821.09	3,715.47	0.00	41,536.56
0000302724	*BUS OPERATOR	40,643.20	40,643.20	0.00	41,778.37	1,989.72	0.00	43,768.09
0000302231	*RAIL OPERATOR	40,643.20	40,643.20	0.00	43,181.65	12,275.93	0.00	55,457.58
0000304068	*BUS OPERATOR	40,643.20	40,643.20	0.00	40,686.90	1,185.07	0.00	41,871.97
0000305951	*BUS OPERATOR	40,643.20	40,643.20	0.00	41,555.70	966.48	0.00	42,522.18
0000320371	*TRACK WALKER	43,118.40	43,118.40	0.00	44,009.94	5,667.13	0.00	49,677.07
0000321756	CHF LITIGATION ADMINISTRATION	107,800.16	107,800.16	0.00	107,800.29	0.00	0.00	107,800.29
0000306376	MGR CONSTRUCTION	94,000.14	94,000.14	0.00	94,000.44	0.00	11,472.85	105,473.29
0000320193	*BUS OPERATOR	40,643.20	40,643.20	0.00	41,318.99	1,246.07	0.00	42,565.06
0000306671	HUMAN RESOURCES ANALYST	48,851.92	61,499.88	12,647.96	53,966.84	0.00	236.54	54,203.38
0000305127	SR INSTRUCTOR INFRASTRUCTURE	64,678.12	64,678.12	0.00	64,678.65	0.00	7,214.79	71,893.44
0000320749	*MOBILITY OPERATOR	27,414.40	28,766.40	1,352.00	34,021.21	3,149.57	105.44	37,276.22
0000303712	*BUS OPERATOR	40,643.20	40,643.20	0.00	45,410.77	0.00	0.00	45,410.77
0000317728	*STATION AGENT	37,169.60	37,169.60	0.00	37,880.75	2,030.58	0.00	39,911.33
0000303346	*BUS OPERATOR	40,643.20	40,643.20	0.00	44,785.50	28,709.79	0.00	73,495.29
0000302278	*MOBILITY OPERATOR	30,409.60	30,409.60	0.00	31,509.76	31,891.88	0.00	63,401.64
0000321773	*BUS OPERATOR	37,606.40	40,643.20	3,036.80	38,690.42	3,480.27	0.00	42,170.69
0000305809	*INSPECTOR	43,118.40	43,118.40	0.00	39,136.47	7,633.96	390.84	47,161.27
0000326418	TRANSIT POLICE OFFICER SR	52,686.40	54,787.20	2,100.80	54,136.84	16,878.62	0.00	71,015.46
0000315054	*BUS OPERATOR	40,643.20	40,643.20	0.00	43,869.65	15,502.76	0.00	59,372.41
0000319279	*JOURNEYMAN RAIL CAR MECHANIC (DATE LAST EMPLOYED 17-MAY-12)	43,804.80	43,804.80	0.00	46,121.04	17,390.32	225.00	63,736.36
0000313789	SUPV BUS MAINTENANCE	41,392.00	52,104.00	10,712.00	48,736.12	9,061.24	0.00	57,797.36
0000321902	*BUS OPERATOR	37,606.40	40,643.20	3,036.80	34,442.70	2,552.40	0.00	36,995.10
0000326546	*BUS OPERATOR	28,454.40	28,454.40	0.00	23,018.33	3,693.08	0.00	26,711.41
0000324721	*JOURNEYMAN ET-TRAIN CONTROL	41,392.00	43,804.80	2,412.80	46,180.33	15,009.25	225.00	61,414.58
0000306319	MAINTENANCE PLANNER BUS	54,995.20	54,995.20	0.00	53,303.04	2,247.40	1,692.16	57,242.60
0000323514	*JOURNEYMAN ELEC POWER ELECT	43,804.80	43,804.80	0.00	46,269.16	24,433.83	225.00	70,927.99
0000305568	RESIDENT ENGINEER (DATE LAST EMPLOYED 01-JAN-12)	87,892.22	87,892.22	0.00	47,327.12	0.00	2,271.68	49,598.80

MARTOC REPORT

EE NUMBER	TITLE	FY 11	FY 12	DIFFERENCE	REGULAR	OVERTIME	OTHER	TOTAL
		BASE SALARY	BASE SALARY	+/-	EARNINGS	EARNINGS	EARNINGS	EARNINGS
0000317785	*BUS OPERATOR	40,643.20	40,643.20	0.00	41,037.37	360.95	0.00	41,398.32
0000302330	MOBILITY SERVICE AGENT	30,537.00	30,537.00	0.00	30,537.04	88.10	2,255.20	32,880.34
0000326271	*JOURNEYMAN ET-TRAIN CONTROL	39,603.20	41,392.00	1,788.80	41,588.05	6,544.14	225.00	48,357.19
0000306583	SR ITS GIS DEVELOPER	84,000.02	84,000.02	0.00	84,000.29	0.00	6,138.47	90,138.76
0000306463	TRANSIT POLICE SERGEANT	65,936.00	65,936.00	0.00	69,042.60	60,245.98	0.00	129,288.58
0000304092	*AA INSPECTOR	43,804.80	43,804.80	0.00	47,266.53	7,692.27	225.00	55,183.80
0000305061	*BUS OPERATOR	40,643.20	40,643.20	0.00	44,652.69	8,805.15	0.00	53,457.84
0000321901	TRANSIT POLICE OFFICER SR	43,305.60	45,032.00	1,726.40	44,725.33	37,723.94	832.80	83,282.07
0000306635	INSTRUCTOR BUS TECHNICAL	52,686.40	52,686.40	0.00	52,686.40	0.00	4,052.80	56,739.20
0000327569	*JOURNEYMAN AUTOMOTIVE TECH	41,080.00	41,080.00	0.00	27,511.09	1,842.12	0.00	29,353.21
0000305783	*RAIL OPERATOR	40,643.20	40,643.20	0.00	43,158.70	48,842.55	0.00	92,001.25
0000316796	*SERVICEPERSON I	31,824.00	31,824.00	0.00	32,222.09	918.00	0.00	33,140.09
0000315029	RAIL SERVICES CONTROLLER	58,281.60	58,281.60	0.00	58,281.60	742.53	1,793.28	60,817.41
0000302102	*BUS OPERATOR	40,643.20	40,643.20	0.00	42,293.10	6,529.84	0.00	48,822.94
0000327571	FLEET MAINTENANCE ANALYST	68,041.22	68,041.22	0.00	47,105.61	0.00	0.00	47,105.61
0000305402	ACCOUNTING SPECIALIST III	45,864.00	45,864.00	0.00	46,122.72	1,128.96	4,410.00	51,661.68
0000302806	*BUS OPERATOR	40,643.20	40,643.20	0.00	41,959.91	6,428.55	0.00	48,388.46
0000320659	*BUS OPERATOR	40,643.20	40,643.20	0.00	42,337.51	9,463.65	0.00	51,801.16
0000302202	*INSPECTOR	43,118.40	43,118.40	0.00	43,326.62	831.87	225.00	44,383.49
0000303942	*BUS OPERATOR	40,643.20	40,643.20	0.00	41,883.53	38.99	0.00	41,922.52
0000305825	*BUS OPERATOR	40,643.20	40,643.20	0.00	43,993.62	22,023.17	0.00	66,016.79
0000304121	*BUS OPERATOR	40,643.20	40,643.20	0.00	38,640.49	3,289.88	0.00	41,930.37
0000302817	*JOURNEYMAN SUPPORT EQUIPMENT	43,804.80	43,804.80	0.00	45,750.20	11,009.13	225.00	56,984.33
0000303919	*BUS OPERATOR	40,643.20	40,643.20	0.00	42,404.14	4,396.04	163.75	46,963.93
0000316266	*BUS OPERATOR	37,606.40	40,643.20	3,036.80	39,676.93	1,184.82	0.00	40,861.75
0000304550	*SERVICEPERSON I	31,824.00	31,824.00	0.00	36,163.28	3,229.69	0.00	39,392.97
0000305191	*SERVICEPERSON I (A)	32,281.60	32,281.60	0.00	33,536.92	5,627.94	310.40	39,475.26
0000304912	*JOURNEYMAN ET-RAIL CAR MAINT	43,804.80	43,804.80	0.00	45,223.70	4,683.25	225.00	50,131.95
0000314902	*SERVICEPERSON I	31,824.00	31,824.00	0.00	33,159.00	2,163.07	0.00	35,322.07
0000306822	ARCHITECT VI	84,192.42	84,192.42	0.00	84,193.14	0.00	6,476.34	90,669.48
0000303383	DIR GRANT PROGRAMS	106,000.18	106,000.18	0.00	105,864.77	0.00	11,660.05	117,524.82
0000324720	*JOURNEYMAN ET-TRAIN CONTROL	41,392.00	43,804.80	2,412.80	44,629.39	14,848.39	225.00	59,702.78
0000302901	*JOURNEYMAN ET-TRAIN CONTROL	43,804.80	43,804.80	0.00	48,235.29	6,420.73	225.00	54,881.02
0000302144	AGM LEGAL SERVICES	140,172.50	140,172.50	0.00	140,172.76	0.00	8,086.88	148,259.64
0000304866	*INSPECTOR	43,118.40	43,118.40	0.00	34,667.90	272.10	225.00	35,165.00

MARTOC REPORT

EE NUMBER	TITLE	FY 11 BASE SALARY	FY 12 BASE SALARY	DIFFERENCE +/-	REGULAR EARNINGS	OVERTIME EARNINGS	OTHER EARNINGS	TOTAL EARNINGS
	(DATE LAST EMPLOYED 01-APR-12)							
0000320672	*TRACK MAINTAINER	43,118.40	43,118.40	0.00	45,367.54	6,584.47	0.00	51,952.01
0000316713	*BUS OPERATOR	40,643.20	40,643.20	0.00	41,280.77	10,126.91	0.00	51,407.68
0000326885	*MOBILITY OPERATOR	23,358.40	23,358.40	0.00	22,432.89	3,036.43	0.00	25,469.32
0000310148	*JOURNEYMAN ET-RAIL CAR MAINT	43,804.80	43,804.80	0.00	44,370.78	1,113.55	225.00	45,709.33
0000305674	SUPV PARKING SERVICES	34,144.50	34,144.50	0.00	33,855.84	3,178.13	2,626.52	39,660.49
0000302902	*BUS OPERATOR	40,643.20	40,643.20	0.00	42,233.79	6,767.57	0.00	49,001.36
0000302748	*BUS OPERATOR	40,643.20	40,643.20	0.00	41,848.14	8,698.96	0.00	50,547.10
0000304906	*BUS OPERATOR	40,643.20	40,643.20	0.00	41,627.23	4,338.35	0.00	45,965.58
0000321900	*BUS OPERATOR	37,606.40	40,643.20	3,036.80	42,399.70	12,785.01	0.00	55,184.71
0000327634	EMPLOYEE RELATIONS SPECIALIST	60,000.20	60,000.20	0.00	39,230.95	0.00	0.00	39,230.95
0000327630	EXECUTIVE ADMINISTRATOR	55,580.20	55,580.20	0.00	36,341.29	0.00	0.00	36,341.29
0000322979	*JOURNEYMAN OVERHAULER	41,392.00	43,804.80	2,412.80	43,710.62	1,828.29	225.00	45,763.91
0000304360	*JOURNEYMAN SUPPORT EQUIPMENT	43,804.80	43,804.80	0.00	43,812.68	8,703.07	225.00	52,740.75
0000306749	PROJECT MANAGER II	93,724.02	93,724.02	0.00	46,862.80	0.00	5,771.48	52,634.28
0000320834	(DATE LAST EMPLOYED 16-DEC-11) *BUS OPERATOR	40,643.20	40,643.20	0.00	43,127.60	8,236.57	0.00	51,364.17
0000320577	*MOBILITY OPERATOR	28,766.40	30,409.60	1,643.20	27,001.54	2,801.39	0.00	29,802.93
0000326640	*INSPECTOR	39,603.20	40,206.40	603.20	39,975.34	4,182.01	379.64	44,536.99
0000324937	SUPV FIELD RESEARCH	0.00	0.00	0.00	28,107.50	5,684.92	0.00	33,792.42
0000305588	*BUS OPERATOR	40,643.20	40,643.20	0.00	39,916.25	2,857.06	0.00	42,773.31
0000321935	ACCOUNTANT III	55,762.72	55,762.72	0.00	52,817.83	0.00	2,945.47	55,763.30
0000323665	*BUS OPERATOR	34,548.80	37,606.40	3,057.60	37,331.95	2,446.46	0.00	39,778.41
0000320387	SCHEDULE DISTRIBUTION CLERK	27,105.00	27,105.00	0.00	27,105.00	302.33	0.00	27,407.33
0000304173	*STATION AGENT	37,169.60	37,169.60	0.00	38,308.93	14,347.49	0.00	52,656.42
0000303572	*BUS OPERATOR	40,643.20	40,643.20	0.00	36,182.88	936.32	0.00	37,119.20
0000306828	STRUCTURAL ENGINEER VI	89,826.88	81,660.80	-8,166.08	84,804.37	0.00	471.54	85,275.91
0000304179	*BUS OPERATOR	40,643.20	40,643.20	0.00	42,110.33	13,758.50	0.00	55,868.83
0000311904	*SERVICEPERSON IV	34,008.00	34,008.00	0.00	28,339.69	1,250.82	0.00	29,590.51
0000326638	*INSPECTOR	39,603.20	40,206.40	603.20	40,463.53	173.23	225.00	40,861.76
0000324899	*RAIL STATION CLEANER	28,828.80	28,412.80	-416.00	28,111.12	1,413.58	0.00	29,524.70
0000304455	*JOURNEYMAN ET-RAIL CAR MAINT	43,804.80	43,804.80	0.00	50,054.32	7,818.56	225.00	58,097.88
0000303096	*SERVICEPERSON IV	32,281.60	34,008.00	1,726.40	33,376.21	692.84	0.00	34,069.05
0000304377	*JOURNEYMAN ET-RADIO MAINT	43,804.80	43,804.80	0.00	46,369.09	12,675.53	225.00	59,269.62
0000306248	*JOURNEYMAN BODY REPAIR	43,804.80	43,804.80	0.00	34,499.76	15.80	225.00	34,740.56
0000304890	*BUS OPERATOR	40,643.20	40,643.20	0.00	46,813.83	5,854.33	163.16	52,831.32

MARTOC REPORT

EE NUMBER	TITLE	FY 11	FY 12	DIFFERENCE	REGULAR	OVERTIME	OTHER	TOTAL
		BASE SALARY	BASE SALARY	+/-	EARNINGS	EARNINGS	EARNINGS	EARNINGS
0000324750	MGR IT QUALITY ASSURANCE	95,384.38	95,384.38	0.00	95,384.79	0.00	0.00	95,384.79
0000320293	*BUS OPERATOR	40,643.20	40,643.20	0.00	43,389.26	20,552.84	0.00	63,942.10
0000320611	*SERVICEPERSON I (A)	32,281.60	32,281.60	0.00	33,218.88	465.60	0.00	33,684.48
0000320018	*MOBILITY OPERATOR	26,083.20	27,414.40	1,331.20	26,230.95	78.88	0.00	26,309.83
0000306059	*MOBILITY OPERATOR	30,409.60	30,409.60	0.00	29,930.82	323.54	0.00	30,254.36
0000303925	*BUS OPERATOR	40,643.20	40,643.20	0.00	34,883.59	1,658.41	0.00	36,542.00
0000323666	(DATE LAST EMPLOYED 01-APR-12) *BUS OPERATOR	34,548.80	37,606.40	3,057.60	34,899.45	1,711.01	0.00	36,610.46
0000302903	CONTRACT EMP PT POLICE OFFICER	0.00	0.00	0.00	23,295.00	0.00	0.00	23,295.00
0000321214	*RAIL STATION CLEANER	28,412.80	28,412.80	0.00	29,316.58	4,973.95	0.00	34,290.53
0000304221	*RAIL OPERATOR	40,643.20	40,643.20	0.00	26,025.89	2,045.91	0.00	28,071.80
0000302067	*RAIL STATION CLEANER	28,412.80	28,412.80	0.00	24,313.58	0.00	0.00	24,313.58
0000303018	*BUS OPERATOR	40,643.20	40,643.20	0.00	43,441.16	18,409.16	586.20	62,436.52
0000318949	*STATION AGENT	37,169.60	37,169.60	0.00	35,014.83	15,051.12	0.00	50,065.95
0000304334	*BUS OPERATOR	40,643.20	40,643.20	0.00	42,019.33	5,598.21	0.00	47,617.54
0000319163	*BUS OPERATOR	40,643.20	40,643.20	0.00	42,774.46	5,419.19	0.00	48,193.65
0000303417	*SERVICEPERSON I	31,824.00	31,824.00	0.00	31,495.36	1,474.59	0.00	32,969.95
0000303476	*INSPECTOR	43,118.40	43,118.40	0.00	44,080.57	4,081.30	225.00	48,386.87
0000323237	TRANSIT POLICE OFFICER SR	45,032.00	46,841.60	1,809.60	46,228.19	21,807.07	2,035.10	70,070.36
0000326722	*JOURNEYMAN ET-TRAIN CONTROL	39,603.20	41,080.00	1,476.80	39,713.15	1,600.05	0.00	41,313.20
0000320261	ACCOUNTANT II	46,970.82	46,970.82	0.00	45,525.90	0.00	783.10	46,309.00
0000302237	BREEZE MEDIA DISTRIBUTION AGT	41,069.08	41,069.08	0.00	41,069.60	0.00	4,738.77	45,808.37
0000302230	MEDIA SALES REP	23,361.00	23,361.00	0.00	23,361.00	0.00	0.00	23,361.00
0000324052	TRANSIT POLICE OFFICER SR	43,305.60	45,032.00	1,726.40	45,768.42	16,711.02	832.80	63,312.24
0000326990	SUPV ON-CALL EMERG READINESS	73,760.18	73,760.18	0.00	70,639.87	0.00	0.00	70,639.87
0000321145	*BUS OPERATOR	40,643.20	40,643.20	0.00	38,709.77	7,205.50	0.00	45,915.27
0000303727	SUPV BUS TRANSPORTATION	48,048.00	48,048.00	0.00	48,048.00	15,361.50	5,029.11	68,438.61
0000304826	*BUS OPERATOR	40,643.20	40,643.20	0.00	42,915.17	117.56	0.00	43,032.73
0000302208	*INSPECTOR	43,118.40	43,118.40	0.00	47,019.76	14,303.85	225.00	61,548.61
0000317198	TRANSIT POLICE OFFICER SR	52,686.40	54,787.20	2,100.80	53,678.62	12,092.57	2,360.50	68,131.69
0000306325	*JOURNEYMAN OVERHAULER	43,804.80	43,804.80	0.00	46,839.40	2,993.16	225.00	50,057.56
0000325458	TRANSIT POLICE OFFICER	38,500.80	40,040.00	1,539.20	38,560.00	5,783.27	0.00	44,343.27
0000325080	*JOURNEYMAN ELEC POWER ELECT	41,392.00	42,390.40	998.40	43,629.28	3,664.44	450.00	47,743.72
0000319280	INSTRUCTOR AUTO TRAIN CONTROL	50,003.20	50,003.20	0.00	51,243.67	7,248.06	0.00	58,491.73
0000327132	CONTRACT SPECIALIST III	67,998.06	67,998.06	0.00	50,290.70	0.00	1,176.89	51,467.59
0000322435	(DATE LAST EMPLOYED 14-JUL-12) *BUS OPERATOR	31,491.20	31,491.20	0.00	28,942.27	1,977.91	0.00	30,920.18

MARTOC REPORT

EE NUMBER	TITLE	FY 11 BASE SALARY	FY 12 BASE SALARY	DIFFERENCE +/-	REGULAR EARNINGS	OVERTIME EARNINGS	OTHER EARNINGS	TOTAL EARNINGS
0000320825	*JOURNEYMAN ELEC POWER ELECT	43,804.80	43,804.80	0.00	39,261.52	9,200.99	225.00	48,687.51
0000322438	TRANSIT POLICE OFFICER SR	46,841.60	48,713.60	1,872.00	48,595.38	43,056.02	0.00	91,651.40
0000324757	IT AUDITOR	81,136.12	81,136.12	0.00	81,136.64	0.00	3,120.64	84,257.28
0000303101	*JOURNEYMAN BODY REPAIR	43,804.80	43,804.80	0.00	44,767.34	7,992.31	225.00	52,984.65
0000304847	*JOURNEYMAN BODY REPAIR	43,804.80	43,804.80	0.00	45,128.94	10,235.19	225.00	55,589.13
0000320745	*BUS OPERATOR	40,643.20	40,643.20	0.00	40,606.23	3,078.86	0.00	43,685.09
0000320922	*JOURNEYMAN OVERHAULER	40,206.40	42,390.40	2,184.00	41,394.17	641.05	225.00	42,260.22
0000314992	*JOURNEYMAN ELEC POWER ELECT	43,804.80	43,804.80	0.00	46,511.80	14,278.81	0.00	60,790.61
0000305234	*JOURNEYMAN RAIL CAR MECHANIC	43,804.80	43,804.80	0.00	47,528.49	11,340.85	225.00	59,094.34
0000323748	*SERVICEPERSON I (A)	32,281.60	32,281.60	0.00	31,920.43	2,136.64	0.00	34,057.07
0000324190	*JOURNEYMAN ELEC POWER ELECT (DATE LAST EMPLOYED 08-FEB-12)	43,804.80	43,804.80	0.00	28,477.09	10,949.51	225.00	39,651.60
0000327450	BUILDING MAINTENANCE SPEC I	41,896.14	41,896.14	0.00	30,616.57	0.00	0.00	30,616.57
0000321060	*MOBILITY OPERATOR	24,564.80	26,083.20	1,518.40	27,672.13	3,897.11	0.00	31,569.24
0000304132	CJIT-POLICE DISPATCHER	33,696.00	33,696.00	0.00	35,715.41	20,151.55	0.00	55,866.96
0000321766	*BUS OPERATOR (DATE LAST EMPLOYED 22-MAR-12)	37,606.40	40,643.20	3,036.80	36,584.26	6,923.87	0.00	43,508.13
0000303016	*JOURNEYMAN RAIL CAR MECHANIC (DATE LAST EMPLOYED 01-MAY-12)	43,804.80	43,804.80	0.00	41,050.45	5,623.02	225.00	46,898.47
0000321603	*SERVICEPERSON I	31,824.00	31,824.00	0.00	32,521.97	0.00	0.00	32,521.97
0000303030	SUPV BUS TRANSPORTATION	52,561.60	52,561.60	0.00	52,561.60	24,461.36	5,559.40	82,582.36
0000315218	TRANSIT POLICE OFFICER SR	54,787.20	54,787.20	0.00	48,862.34	1,066.79	0.00	49,929.13
0000306224	*JOURNEYMAN ET-TRAIN CONTROL	43,804.80	43,804.80	0.00	45,202.65	16,213.61	225.00	61,641.26
0000322493	*SERVICEPERSON IV	34,008.00	34,008.00	0.00	35,222.60	4,753.02	0.00	39,975.62
0000323163	*BUS OPERATOR	34,548.80	37,606.40	3,057.60	38,847.68	2,058.92	0.00	40,906.60
0000302276	SR MAINTENANCE PLANNER RELIEF	56,638.40	61,048.00	4,409.60	59,303.76	11,820.18	3,739.84	74,863.78
0000306331	*JOURNEYMAN AUTOMOTIVE TECH	41,080.00	41,080.00	0.00	21,410.48	2,763.18	0.00	24,173.66
0000306087	SR INSTRUCTOR BUS TRANSPORT	67,994.16	67,994.16	0.00	67,994.24	0.00	10,722.16	78,716.40
0000304634	SUPT REVENUE PROCESSING	63,663.60	63,663.60	0.00	63,663.60	0.00	7,060.13	70,723.73
0000323168	*BUS OPERATOR	34,548.80	37,606.40	3,057.60	37,280.60	1,656.52	0.00	38,937.12
0000304046	*RAIL STATION CLEANER	28,412.80	28,412.80	0.00	29,825.39	3,621.62	0.00	33,447.01
0000319801	TRANSIT POLICE OFFICER SR	46,841.60	48,713.60	1,872.00	48,497.60	108,433.67	5,808.16	162,739.43
0000303349	MEDIA SALES REP	25,174.50	25,174.50	0.00	25,077.94	726.20	2,536.70	28,340.84
0000321316	TRANSIT POLICE OFFICER SR	48,713.60	50,668.80	1,955.20	52,064.29	40,799.34	0.00	92,863.63
0000321077	CONTRACT PROFESSIONAL	0.00	0.00	0.00	67,856.25	2,493.75	0.00	70,350.00
0000323836	*SERVICEPERSON I (A)	28,412.80	29,182.40	769.60	25,910.68	332.97	0.00	26,243.65
0000320795	RECRUITING TECHNICIAN II	39,292.50	39,292.50	0.00	39,292.76	0.00	2,008.16	41,300.92

MARTOC REPORT

EE NUMBER	TITLE	FY 11	FY 12	DIFFERENCE	REGULAR	OVERTIME	OTHER	TOTAL
		BASE SALARY	BASE SALARY	+/-	EARNINGS	EARNINGS	EARNINGS	EARNINGS
0000318016	*BUS OPERATOR	40,643.20	40,643.20	0.00	40,674.00	7,318.76	0.00	47,992.76
0000304635	GEN FOREMAN TRACK & STRUC INSP	57,200.00	65,062.40	7,862.40	62,038.40	3,588.75	11,260.80	76,887.95
0000321913	*JOURNEYMAN OVERHAULER	43,118.40	43,804.80	686.40	43,775.04	4,922.69	225.00	48,922.73
0000303374	SUPV BUS TRANSPORTATION	48,588.80	48,588.80	0.00	48,028.16	6,371.44	4,298.24	58,697.84
0000318034	*BUS OPERATOR	40,643.20	40,643.20	0.00	35,930.65	5,619.81	0.00	41,550.46
0000304356	OFFICE ADMINISTRATOR II	51,021.88	51,021.88	0.00	51,022.40	0.00	6,083.42	57,105.82
0000315113	*BUS OPERATOR	40,643.20	40,643.20	0.00	41,581.37	3,988.39	0.00	45,569.76
0000319629	TRANSIT POLICE OFFICER SR	48,713.60	50,668.80	1,955.20	50,684.81	43,838.95	3,860.00	98,383.76
0000302362	*BUS OPERATOR	40,643.20	40,643.20	0.00	40,183.50	3,163.03	0.00	43,346.53
0000302920	GEN SUPT BUS MAINT	79,968.20	79,968.20	0.00	79,968.31	0.00	8,611.96	88,580.27
0000315004	SUPV ACCOUNTING	68,510.00	68,510.00	0.00	68,510.01	0.00	4,216.00	72,726.01
0000302051	*JOURNEYMAN ET-TRAIN CONTROL (DATE LAST EMPLOYED 01-JUN-12)	43,804.80	43,804.80	0.00	43,890.17	4,643.74	225.00	48,758.91
0000304346	*BUS OPERATOR	40,643.20	40,643.20	0.00	38,497.57	5,747.26	0.00	44,244.83
0000324789	*BUS OPERATOR	34,548.80	34,548.80	0.00	24,438.51	648.26	0.00	25,086.77
0000304612	MOBILITY SERVICE AGENT	30,712.50	30,712.50	0.00	30,791.52	1,240.32	1,661.64	33,693.48
0000304926	SUPV BUS MAINTENANCE	52,104.00	52,104.00	0.00	50,701.20	8,379.40	6,012.00	65,092.60
0000302251	SUPT MOBILITY OPERATIONS	68,464.50	68,464.50	0.00	64,514.85	0.00	9,936.21	74,451.06
0000302186	*STATION AGENT	37,169.60	37,169.60	0.00	38,179.34	20,546.17	0.00	58,725.51
0000304697	*TRACK WALKER	43,118.40	43,118.40	0.00	48,123.01	5,620.50	0.00	53,743.51
0000303076	*MOBILITY OPERATOR (DATE LAST EMPLOYED 15-JUN-12)	30,409.60	30,409.60	0.00	32,880.83	22,834.79	116.96	55,832.58
0000306186	*BUS OPERATOR	40,643.20	40,643.20	0.00	40,502.60	2,819.97	164.14	43,486.71
0000325327	FOREMAN COMMUNICATION	41,392.00	52,520.00	11,128.00	43,737.66	3,520.02	225.00	47,482.68
0000314973	*MOBILITY OPERATOR	30,409.60	30,409.60	0.00	22,785.30	1,222.66	233.92	24,241.88
0000320365	*RAIL STATION CLEANER	28,412.80	28,412.80	0.00	28,572.08	819.60	0.00	29,391.68
0000326637	*JOURNEYMAN OVERHAULER	39,603.20	41,080.00	1,476.80	40,764.90	1,741.38	225.00	42,731.28
0000305795	*JOURNEYMAN ELEC POWER ELECT	43,804.80	43,804.80	0.00	43,896.26	16,464.54	225.00	60,585.80
0000302505	*JOURNEYMAN ET-HVAC	43,804.80	43,804.80	0.00	46,276.71	4,075.14	225.00	50,576.85
0000320051	CONTRACT PROFESSIONAL	0.00	0.00	0.00	133,795.00	10,550.00	0.00	144,345.00
0000306254	SUPV BUS TRANSPORTATION	50,731.20	50,731.20	0.00	50,731.20	21,097.38	2,926.80	74,755.38
0000325093	*BUS OPERATOR	23,358.40	28,454.40	5,096.00	25,265.72	1,148.45	0.00	26,414.17
0000318024	RAIL SERVICES CONTROLLER	57,720.00	57,720.00	0.00	55,722.00	97.13	1,998.00	57,817.13
0000326867	*BUS OPERATOR	28,454.40	28,454.40	0.00	27,100.93	2,225.77	0.00	29,326.70
0000304836	*BUS OPERATOR	40,643.20	40,643.20	0.00	39,749.99	9,439.41	988.34	50,177.74
0000319987	TRANSIT POLICE OFFICER SR	50,668.80	52,686.40	2,017.60	50,668.80	54,325.85	3,118.08	108,112.73
0000319798	TRANSIT POLICE OFFICER SR	46,841.60	48,713.60	1,872.00	48,120.48	56,970.06	5,121.00	110,211.54

MARTOC REPORT

EE NUMBER	TITLE	FY 11	FY 12	DIFFERENCE	REGULAR	OVERTIME	OTHER	TOTAL
		BASE SALARY	BASE SALARY	+/-	EARNINGS	EARNINGS	EARNINGS	EARNINGS
0000321981	*JOURNEYMAN ET-RADIO MAINT	43,804.80	43,804.80	0.00	46,102.03	19,585.86	225.00	65,912.89
0000320326	*JOURNEYMAN ET-TRAIN CONTROL	43,804.80	43,804.80	0.00	44,997.33	8,869.05	225.00	54,091.38
0000321103	*BUS OPERATOR	40,643.20	40,643.20	0.00	42,562.40	8,518.61	0.00	51,081.01
0000304835	*BUS OPERATOR	40,643.20	40,643.20	0.00	41,587.40	5,798.47	0.00	47,385.87
0000305854	*INSPECTOR	43,118.40	43,118.40	0.00	37,262.92	606.38	225.00	38,094.30
0000304624	*BUS OPERATOR	40,643.20	40,643.20	0.00	39,023.87	1,801.89	0.00	40,825.76
0000306134	*BUS OPERATOR	40,643.20	40,643.20	0.00	45,135.52	22,405.45	0.00	67,540.97
0000321015	*BUS OPERATOR	37,606.40	40,643.20	3,036.80	36,929.36	5,574.11	0.00	42,503.47
0000306271	ACCOUNTANT III	55,762.72	55,762.72	0.00	52,975.08	0.00	6,219.74	59,194.82
0000304969	DISPATCHER RADIO COMMUNICATION	51,230.40	51,230.40	0.00	51,230.40	15,172.08	5,496.44	71,898.92
0000303947	*STATION AGENT	37,169.60	37,169.60	0.00	41,136.75	12,350.49	0.00	53,487.24
0000315145	*RAIL STATION CLEANER	28,412.80	28,412.80	0.00	26,850.92	2,376.84	109.28	29,337.04
0000304369	*DYNAMOMETER OPERATOR	43,804.80	43,804.80	0.00	44,707.43	6,389.17	225.00	51,321.60
0000304902	*BUS OPERATOR	40,643.20	40,643.20	0.00	42,810.92	8,809.38	0.00	51,620.30
0000305835	INSTRUCTOR CENTRAL CONTROL	57,761.60	57,761.60	0.00	57,928.22	0.00	5,831.70	63,759.92
0000305597	*JOURNEYMAN ET-RAIL CAR MAINT	43,804.80	43,804.80	0.00	44,651.23	8,016.05	225.00	52,892.28
0000305186	ACCOUNTING SPECIALIST III	45,376.50	45,376.50	0.00	46,074.87	1,082.09	4,171.16	51,328.12
0000322978	*INSPECTOR	41,392.00	41,662.40	270.40	36,901.44	134.72	225.00	37,261.16
0000307129	*BUS OPERATOR	40,643.20	40,643.20	0.00	42,758.11	2,370.46	0.00	45,128.57
0000303290	*BUS OPERATOR	40,643.20	40,643.20	0.00	41,615.01	674.36	156.72	42,446.09
0000325787	CONTRACT PROFESSIONAL	0.00	0.00	0.00	67,550.00	1,172.50	0.00	68,722.50
0000320420	*BUS OPERATOR	40,643.20	40,643.20	0.00	41,841.98	5,952.57	0.00	47,794.55
0000302537	AUDITOR III	68,618.42	68,618.42	0.00	68,618.68	0.00	6,006.76	74,625.44
0000323070	FOREMAN TELEPHONE MAINTENANCE	43,804.80	52,104.00	8,299.20	51,873.21	16,090.98	3,006.00	70,970.19
0000305637	*STATION AGENT	37,169.60	37,169.60	0.00	18,688.22	4,824.96	0.00	23,513.18
0000326149	(DATE LAST EMPLOYED 01-JUN-12) CONTRACT PROFESSIONAL	0.00	0.00	0.00	66,825.00	4,125.00	0.00	70,950.00
0000302969	(DATE LAST EMPLOYED 31-MAY-12) MEDIA SALES REP	25,701.00	25,701.00	0.00	25,898.70	2,916.09	1,482.75	30,297.54
0000304983	*REVENUE AGENT	41,308.80	41,308.80	0.00	42,833.41	4,401.54	0.00	47,234.95
0000305077	*BUS OPERATOR	40,643.20	40,643.20	0.00	46,193.16	7,214.91	0.00	53,408.07
0000322977	*INSPECTOR	41,392.00	43,118.40	1,726.40	43,952.04	8,809.17	225.00	52,986.21
0000305760	SUPV CAR REPAIR INSPECTION	54,995.20	54,995.20	0.00	54,783.68	10,351.26	7,403.20	72,538.14
0000320019	TRANSIT POLICE OFFICER SR	48,713.60	50,668.80	1,955.20	49,257.21	51,559.97	3,747.20	104,564.38
0000306834	CHF SPECIFICATIONS	92,001.00	92,001.00	0.00	92,001.00	0.00	0.00	92,001.00
0000303746	*BUS OPERATOR	40,643.20	40,643.20	0.00	41,023.50	615.03	0.00	41,638.53

MARTOC REPORT

EE NUMBER	TITLE	FY 11	FY 12	DIFFERENCE	REGULAR	OVERTIME	OTHER	TOTAL
		BASE SALARY	BASE SALARY	+/-	EARNINGS	EARNINGS	EARNINGS	EARNINGS
0000304595	*SERVICEPERSON II	31,824.00	31,824.00	0.00	33,154.18	177.87	0.00	33,332.05
0000320907	TRANSIT POLICE OFFICER SR	45,032.00	46,841.60	1,809.60	46,647.18	44,113.65	0.00	90,760.83
0000324688	*MOBILITY OPERATOR	23,358.40	24,564.80	1,206.40	23,769.02	1,909.48	0.00	25,678.50
0000303610	*MATERIAL CONTROLLER LEAD	43,659.20	43,659.20	0.00	46,878.71	4,187.57	0.00	51,066.28
0000301998	EXEC DIR SAFETY & QA	81,224.00	81,224.00	0.00	27,970.28	0.00	0.00	27,970.28
0000306385	*BUS OPERATOR	40,643.20	40,643.20	0.00	44,594.72	8,404.86	0.00	52,999.58
0000304939	*BUS OPERATOR	40,643.20	40,643.20	0.00	33,374.66	4,428.51	0.00	37,803.17
0000306063	*STRUCTURAL INSPECTOR	43,118.40	43,118.40	0.00	43,365.36	2,269.95	0.00	45,635.31
0000314954	*TRACK MAINTAINER	43,118.40	43,118.40	0.00	44,163.59	5,939.23	207.30	50,310.12
0000315522	*RAIL STATION CLEANER	28,412.80	28,412.80	0.00	29,760.50	7,704.24	0.00	37,464.74
0000307431	PROTECTIVE SPEC POLICE CADET	27,809.60	27,809.60	0.00	27,809.60	4,392.06	1,069.60	33,271.26
0000303654	*RAIL OPERATOR	40,643.20	40,643.20	0.00	43,181.49	10,621.92	0.00	53,803.41
0000317599	*STATION AGENT	37,169.60	37,169.60	0.00	39,081.72	5,354.36	0.00	44,436.08
0000322944	TRANSIT POLICE OFFICER SR	48,713.60	48,713.60	0.00	47,913.22	14,626.36	3,747.20	66,286.78
0000303898	*BUS OPERATOR	40,643.20	40,643.20	0.00	41,030.52	16,158.78	0.00	57,189.30
0000306367	*JOURNEYMAN ET-LABORATORY	43,804.80	43,804.80	0.00	44,952.54	11,831.13	225.00	57,008.67
0000325784	SR ENTERPRISE SYSTEMS ENGINEER	90,000.04	90,000.04	0.00	90,000.55	0.00	0.00	90,000.55
0000302222	*BUS OPERATOR	40,643.20	40,643.20	0.00	39,879.37	6,479.56	0.00	46,358.93
0000322244	*JOURNEYMAN AUTOMOTIVE TECH	43,804.80	43,804.80	0.00	43,770.44	16,466.40	225.00	60,461.84
0000319045	*BUS OPERATOR	40,643.20	40,643.20	0.00	43,557.14	22,001.21	0.00	65,558.35
0000304255	*SERVICEPERSON I (A)	32,281.60	32,281.60	0.00	36,895.73	3,445.44	0.00	40,341.17
0000321555	*SERVICEPERSON I (A)	29,182.40	29,182.40	0.00	22,435.21	1,462.63	140.30	24,038.14
0000303538	*INSPECTOR	43,118.40	43,118.40	0.00	26,599.81	676.34	225.00	27,501.15
0000304198	*BUS OPERATOR	40,643.20	40,643.20	0.00	44,652.31	30,243.95	0.00	74,896.26
0000315153	*MOBILITY OPERATOR	30,409.60	30,409.60	0.00	29,841.45	5,482.63	0.00	35,324.08
0000322058	*JOURNEYMAN ELEC POWER ELECT	43,804.80	43,804.80	0.00	46,200.63	16,426.90	225.00	62,852.53
0000320040	*JOURNEYMAN RAIL CAR MECHANIC	43,804.80	43,804.80	0.00	45,421.12	1,216.22	393.48	47,030.82
0000302914	SUPV REDUCED FARE ELIGIBILITY	53,000.22	53,000.22	0.00	53,000.56	0.00	1,630.79	54,631.35
0000304695	SUPV BUS MAINTENANCE	52,104.00	52,104.00	0.00	51,978.75	6,883.75	0.00	58,862.50
0000302723	*RAIL OPERATOR	40,643.20	40,643.20	0.00	42,880.65	11,814.27	0.00	54,694.92
0000303292	*CUSTOMER INFORMATION OPERATOR	31,699.20	31,699.20	0.00	33,768.03	5,589.28	0.00	39,357.31
0000303176	*JOURNEYMAN OVERHAULER	43,804.80	43,804.80	0.00	44,641.70	323.81	225.00	45,190.51
0000302383	*JOURNEYMAN ET-RADIO MAINT	43,804.80	43,804.80	0.00	50,457.12	4,209.39	225.00	54,891.51
0000306278	COMPUTER OPERATOR III	40,852.50	40,852.50	0.00	41,167.02	392.82	4,399.50	45,959.34
0000311717	*BUS OPERATOR	40,643.20	40,643.20	0.00	34,456.74	13,620.32	0.00	48,077.06

MARTOC REPORT

EE NUMBER	TITLE	FY 11 BASE SALARY	FY 12 BASE SALARY	DIFFERENCE +/-	REGULAR EARNINGS	OVERTIME EARNINGS	OTHER EARNINGS	TOTAL EARNINGS
0000322139	*TRACK MAINTAINER	41,392.00	43,118.40	1,726.40	30,864.37	481.99	0.00	31,346.36
0000306495	*BUS OPERATOR	40,643.20	40,643.20	0.00	33,696.29	1,029.21	0.00	34,725.50
0000316066	*SERVICEPERSON I	28,412.80	31,824.00	3,411.20	27,194.16	1,454.79	546.40	29,195.35
0000306026	SUPV RAIL YARD TOWER	53,248.00	53,248.00	0.00	53,248.00	7,142.40	2,048.00	62,438.40
0000304320	GRAPHIC ARTIST (DATE LAST EMPLOYED 01-APR-12)	57,829.46	57,829.46	0.00	43,372.47	0.00	0.00	43,372.47
0000327312	*JOURNEYMAN RAIL CAR MECHANIC	41,080.00	41,080.00	0.00	32,419.50	1,174.35	225.00	33,818.85
0000315359	*BUS OPERATOR	40,643.20	40,643.20	0.00	37,566.25	841.59	0.00	38,407.84
0000322927	*BUS OPERATOR	37,606.40	40,643.20	3,036.80	34,775.74	1,661.76	0.00	36,437.50
0000321041	*JOURNEYMAN ELEC POWER ELECT	43,804.80	43,804.80	0.00	47,508.39	26,204.43	225.00	73,937.82
0000303883	*AA INSPECTOR	43,804.80	43,804.80	0.00	46,029.09	12,462.38	225.00	58,716.47
0000302441	CUSTOMER CARE REP	39,643.50	39,643.50	0.00	39,572.60	0.00	0.00	39,572.60
0000319715	*HOSTLER JUNIOR APPRENTICE	34,008.00	34,008.00	0.00	34,683.44	8,032.10	0.00	42,715.54
0000322943	NETWORK OPERATIONS CENTER TECH	57,889.00	57,889.00	0.00	57,889.52	0.00	4,472.03	62,361.55
0000302165	CONTRACT PROFESSIONAL	0.00	0.00	0.00	40,734.02	1,148.96	0.00	41,882.98
0000321985	*BUS OPERATOR (DATE LAST EMPLOYED 25-JUL-12)	34,548.80	34,548.80	0.00	33,453.39	3,720.50	0.00	37,173.89
0000320847	*BUS OPERATOR	40,643.20	40,643.20	0.00	43,493.41	2,118.12	0.00	45,611.53
0000326809	*JOURNEYMAN RAIL CAR MECHANIC	39,603.20	41,392.00	1,788.80	41,546.96	3,236.57	450.00	45,233.53
0000303680	*BUS OPERATOR	40,643.20	40,643.20	0.00	44,043.49	23,776.47	0.00	67,819.96
0000316374	*MOBILITY OPERATOR	23,358.40	23,358.40	0.00	22,382.38	1,398.27	0.00	23,780.65
0000316373	CUSTOMER CARE SPEC	36,523.50	36,523.50	0.00	31,030.91	16.50	561.90	31,609.31
0000303218	*RAIL OPERATOR	40,643.20	40,643.20	0.00	42,479.84	6,573.00	159.65	49,212.49
0000324191	TRANSIT POLICE OFFICER SR (DATE LAST EMPLOYED 06-FEB-12)	45,032.00	45,032.00	0.00	29,011.02	10,473.28	6,870.20	46,354.50
0000303395	*BUS OPERATOR	40,643.20	40,643.20	0.00	43,451.09	7,499.48	0.00	50,950.57
0000309936	*BUS OPERATOR	40,643.20	40,643.20	0.00	39,766.03	4,363.91	0.00	44,129.94
0000318268	*BUS OPERATOR	40,643.20	40,643.20	0.00	42,924.14	5,495.17	0.00	48,419.31
0000303679	ACCOUNTANT III	55,762.72	55,762.72	0.00	55,763.26	0.00	4,718.41	60,481.67
0000307132	*MOBILITY OPERATOR	30,409.60	30,409.60	0.00	32,693.00	13,306.19	0.00	45,999.19
0000305617	*RAIL OPERATOR	40,643.20	40,643.20	0.00	42,429.68	12,107.65	0.00	54,537.33
0000308461	*PT BUS OPERATOR	0.00	0.00	0.00	22,212.47	0.00	0.00	22,212.47
0000324243	AGM CONTRACTS & PROCUREMENT	140,000.12	140,000.12	0.00	140,000.26	0.00	10,769.24	150,769.50
0000304676	SUPV BUS & RAIL STORES	50,731.20	50,731.20	0.00	50,731.20	0.00	4,597.52	55,328.72
0000303630	*BUS OPERATOR (DATE LAST EMPLOYED 01-MAY-12)	40,643.20	40,643.20	0.00	30,894.83	2,412.34	0.00	33,307.17
0000322079	ADMINISTRATIVE ASSISTANT	42,783.00	42,783.00	0.00	42,927.18	166.20	0.00	43,093.38
0000303656	*MATERIAL CONTROLLER	42,369.60	42,369.60	0.00	42,622.43	30.56	0.00	42,652.99

MARTOC REPORT

EE NUMBER	TITLE	FY 11	FY 12	DIFFERENCE	REGULAR	OVERTIME	OTHER	TOTAL
		BASE SALARY	BASE SALARY	+/-	EARNINGS	EARNINGS	EARNINGS	EARNINGS
0000303494	TRANSIT POLICE OFFICER SR	54,787.20	54,787.20	0.00	55,042.79	3,595.43	4,350.58	62,988.80
0000318679	*BUS OPERATOR	40,643.20	40,643.20	0.00	42,035.90	3,127.65	0.00	45,163.55
0000319737	*MOBILITY OPERATOR	28,766.40	30,409.60	1,643.20	29,879.47	789.42	0.00	30,668.89
0000303426	*SERVICEPERSON I	31,824.00	31,824.00	0.00	32,294.78	2,249.13	0.00	34,543.91
0000325085	*JOURNEYMAN ELEC POWER ELECT	41,392.00	42,390.40	998.40	43,010.80	4,566.70	450.00	48,027.50
0000316072	TRANSIT POLICE OFFICER SR	50,668.80	52,686.40	2,017.60	51,549.67	6,549.58	1,714.68	59,813.93
0000306097	*DYNAMOMETER OPERATOR	43,804.80	43,804.80	0.00	47,943.31	18,305.61	225.00	66,473.92
0000306433	*STATION AGENT	37,169.60	37,169.60	0.00	40,679.78	14,608.80	0.00	55,288.58
0000305912	*JOURNEYMAN SUPPORT EQUIPMENT	43,804.80	43,804.80	0.00	46,371.47	2,743.62	225.00	49,340.09
0000302568	*STATION AGENT	37,169.60	37,169.60	0.00	38,246.29	857.77	0.00	39,104.06
0000305785	SUPV BUS TRANSPORTATION	51,729.60	51,729.60	0.00	51,729.60	14,064.01	3,282.84	69,076.45
0000327568	*JOURNEYMAN AUTOMOTIVE TECH	41,080.00	41,080.00	0.00	27,736.69	4,328.67	0.00	32,065.36
0000321150	MOBILITY CUSTOMER CARE REP	36,348.00	36,348.00	0.00	36,711.48	1,034.52	1,985.54	39,731.54
0000305938	TRANSIT POLICE OFFICER SR	54,787.20	54,787.20	0.00	56,064.69	27,479.23	2,739.36	86,283.28
0000306516	MGR EMPLOYEE BENEFITS	82,713.54	82,713.54	0.00	82,713.90	0.00	8,822.79	91,536.69
0000322040	*BUS OPERATOR	37,606.40	40,643.20	3,036.80	39,346.89	910.22	0.00	40,257.11
0000304404	*SERVICEPERSON I	31,824.00	31,824.00	0.00	29,460.43	4,421.82	0.00	33,882.25
0000302600	*BUS OPERATOR	40,643.20	40,643.20	0.00	41,009.44	1,482.10	0.00	42,491.54
0000322037	*BUS OPERATOR	37,606.40	40,643.20	3,036.80	42,345.49	5,406.04	0.00	47,751.53
0000323420	*BUS OPERATOR	34,548.80	37,606.40	3,057.60	33,270.43	6,557.88	0.00	39,828.31
0000325950	ARCHITECT V	75,000.12	75,000.12	0.00	73,559.01	0.00	0.00	73,559.01
0000304646	MGR POWER	81,434.86	81,434.86	0.00	81,435.39	0.00	4,698.18	86,133.57
0000320654	*BUS OPERATOR	40,643.20	40,643.20	0.00	41,918.17	6,543.13	0.00	48,461.30
0000304775	*BUS OPERATOR	40,643.20	40,643.20	0.00	38,431.50	3,604.01	0.00	42,035.51
0000303902	*MOBILITY OPERATOR	30,409.60	30,409.60	0.00	22,394.19	356.44	0.00	22,750.63
0000321313	*SERVICEPERSON I (A)	32,281.60	32,281.60	0.00	32,579.92	465.60	0.00	33,045.52
0000306397	TRANSIT POLICE OFFICER SPECIAL	56,971.20	56,971.20	0.00	60,490.83	20,193.43	0.00	80,684.26
0000319273	*TRACK MAINTAINER	43,118.40	43,118.40	0.00	40,017.47	2,526.50	0.00	42,543.97
0000302210	SR INFORMATION TECH AUDITOR	74,656.40	74,656.40	0.00	72,767.18	0.00	0.00	72,767.18
0000322151	ROOF INSPECTOR	53,169.22	53,169.22	0.00	50,920.07	0.00	9,204.59	60,124.66
0000318845	*BUS OPERATOR	40,643.20	40,643.20	0.00	42,627.66	2,573.87	0.00	45,201.53
0000322956	ADMINISTRATIVE ASSISTANT	34,534.50	34,534.50	0.00	30,334.92	2,575.65	0.00	32,910.57
0000321511	BREEZE MEDIA DISTRIBUTION AGT	36,337.60	36,337.60	0.00	34,987.42	0.00	1,704.03	36,691.45
0000320673	RAIL SERVICES CONTROLLER	57,720.00	57,720.00	0.00	53,058.00	333.03	2,886.00	56,277.03

MARTOC REPORT

EE NUMBER	TITLE	FY 11	FY 12	DIFFERENCE	REGULAR	OVERTIME	OTHER	TOTAL
		BASE SALARY	BASE SALARY	+/-	EARNINGS	EARNINGS	EARNINGS	EARNINGS
0000321309	*INSPECTOR	43,118.40	43,118.40	0.00	44,591.46	4,951.93	225.00	49,768.39
0000320418	*TRACK WALKER	43,118.40	43,118.40	0.00	45,428.06	5,363.95	0.00	50,792.01
0000303359	*BUS OPERATOR	40,643.20	40,643.20	0.00	18,939.75	5,018.23	0.00	23,957.98
0000304235	*BUS OPERATOR	40,643.20	40,643.20	0.00	45,504.13	37,760.74	0.00	83,264.87
0000303212	SUPV FARE COLLECTION OPERATION	49,393.50	49,393.50	0.00	33,865.84	1,032.23	3,278.99	38,177.06
0000322203	*INSPECTOR (DATE LAST EMPLOYED 17-MAY-12)	43,118.40	43,118.40	0.00	45,775.24	4,391.08	225.00	50,391.32
0000322140	*BUS OPERATOR	37,606.40	40,643.20	3,036.80	41,032.03	3,510.05	0.00	44,542.08
0000304702	IT PROJECT MANAGER	87,316.58	87,316.58	0.00	87,316.91	0.00	3,358.33	90,675.24
0000306142	*JOURNEYMAN SUPPORT EQUIPMENT	32,281.60	41,080.00	8,798.40	35,825.20	1,228.54	0.00	37,053.74
0000318414	TRANSIT POLICE OFFICER SR	50,668.80	52,686.40	2,017.60	52,820.96	25,968.80	5,319.30	84,109.06
0000303210	SR MAINTENANCE PLANNER BUS	61,048.00	61,048.00	0.00	60,813.20	58.70	0.00	60,871.90
0000319775	*CUSTOMER INFORMATION OPERATOR (DATE LAST EMPLOYED 11-JUL-12)	27,352.00	27,352.00	0.00	22,037.90	241.80	62.00	22,341.70
0000321841	AUDITOR III	62,000.12	69,370.08	7,369.96	57,247.03	0.00	5,484.64	62,731.67
0000303065	*SERVICEPERSON V (DATE LAST EMPLOYED 01-FEB-12)	43,118.40	43,118.40	0.00	27,548.39	7,169.03	0.00	34,717.42
0000302320	*INSPECTOR	43,118.40	43,118.40	0.00	43,564.93	1,228.30	225.00	45,018.23
0000304106	*INSPECTOR	39,603.20	40,643.20	1,040.00	40,926.95	2,479.91	225.00	43,631.86
0000320762	*JOURNEYMAN ET-HVAC	43,804.80	43,804.80	0.00	44,797.24	3,166.93	225.00	48,189.17
0000303458	*AA INSPECTOR	43,804.80	43,804.80	0.00	42,996.64	1,879.03	1,235.88	46,111.55
0000304980	*BUS OPERATOR	40,643.20	40,643.20	0.00	64,191.88	16,606.84	0.00	80,798.72
0000323525	*BUS OPERATOR	34,548.80	37,606.40	3,057.60	35,653.57	2,052.54	0.00	37,706.11
0000319782	*BUS OPERATOR	34,548.80	37,606.40	3,057.60	37,416.44	5,056.54	0.00	42,472.98
0000320794	CONTRACT SPECIALIST III (DATE LAST EMPLOYED 09-MAR-12)	67,998.06	67,998.06	0.00	49,691.57	0.00	1,312.54	51,004.11
0000316168	*BUS OPERATOR	40,643.20	40,643.20	0.00	35,544.30	1,945.77	0.00	37,490.07
0000320166	*JOURNEYMAN SUPPORT EQUIPMENT	43,804.80	43,804.80	0.00	45,465.91	5,007.04	225.00	50,697.95
0000318833	*BUS OPERATOR	40,643.20	40,643.20	0.00	36,720.63	4,825.51	0.00	41,546.14
0000322114	*SERVICEPERSON I (A)	30,846.40	32,281.60	1,435.20	23,611.32	698.40	0.00	24,309.72
0000303301	*BUS OPERATOR (DATE LAST EMPLOYED 01-APR-12)	40,643.20	40,643.20	0.00	37,040.45	10,993.23	0.00	48,033.68
0000306468	*JOURNEYMAN ET-TRAIN CONTROL	43,804.80	43,804.80	0.00	45,318.48	9,777.15	225.00	55,320.63
0000304178	*BUS OPERATOR	40,643.20	40,643.20	0.00	41,090.07	256.66	0.00	41,346.73
0000304672	*BUS OPERATOR	40,643.20	40,643.20	0.00	40,814.50	11,122.35	0.00	51,936.85
0000303241	*JOURNEYMAN SUPPORT EQUIPMENT (DATE LAST EMPLOYED 01-JUN-12)	43,804.80	43,804.80	0.00	52,306.81	4,793.79	225.00	57,325.60
0000303372	*STATION AGENT	37,169.60	37,169.60	0.00	37,380.22	13,228.32	0.00	50,608.54
0000323948	*BUS OPERATOR	34,548.80	37,606.40	3,057.60	37,116.15	8,843.11	0.00	45,959.26
0000306057	*JOURNEYMAN ET-TRAIN CONTROL (DATE LAST EMPLOYED 01-MAR-12)	43,804.80	43,804.80	0.00	35,523.90	150.07	225.00	35,898.97

MARTOC REPORT

EE NUMBER	TITLE	FY 11 BASE SALARY	FY 12 BASE SALARY	DIFFERENCE +/-	REGULAR EARNINGS	OVERTIME EARNINGS	OTHER EARNINGS	TOTAL EARNINGS
0000322165	*BUS OPERATOR	31,491.20	31,491.20	0.00	25,738.66	1,194.00	0.00	26,932.66
0000305166	*BUS OPERATOR	40,643.20	40,643.20	0.00	41,248.08	1,317.73	0.00	42,565.81
0000322254	*JOURNEYMAN AUTOMOTIVE TECH	43,804.80	43,804.80	0.00	45,486.95	3,577.65	225.00	49,289.60
0000327216	DIR FACILITIES	122,272.02	122,272.02	0.00	102,834.07	0.00	0.00	102,834.07
0000316981	ELECTRICAL ENGINEER V	77,000.04	77,000.04	0.00	53,307.84	0.00	0.00	53,307.84
0000303394	MGR REAL ESTATE	89,703.12	89,703.12	0.00	89,703.71	0.00	238.29	89,942.00
0000302633	*JOURNEYMAN ET-RAIL CAR MAINT	43,804.80	43,804.80	0.00	44,052.26	781.86	225.00	45,059.12
0000306497	MOBILITY ELIGIBILITY SPECIALIST	52,568.88	52,568.88	0.00	52,569.03	0.00	13,142.22	65,711.25
0000304200	*BUS OPERATOR	40,643.20	40,643.20	0.00	45,674.41	2,024.79	0.00	47,699.20
0000315209	TRANSIT POLICE LIEUTENANT	60,964.80	68,972.80	8,008.00	65,861.20	4,846.53	3,761.84	74,469.57
0000323516	SUPV BUS TRANSPORTATION	34,548.80	48,048.00	13,499.20	38,266.31	4,821.37	0.00	43,087.68
0000306027	*BUS OPERATOR	40,643.20	40,643.20	0.00	41,124.98	2,455.28	0.00	43,580.26
0000303182	*BUS OPERATOR	40,643.20	40,643.20	0.00	41,942.41	5,954.50	0.00	47,896.91
0000305704	SUPT BUS TRANSPORTATION (DATE LAST EMPLOYED 01-JUN-12)	64,793.04	64,793.04	0.00	62,301.10	0.00	4,944.55	67,245.65
0000321553	*MOBILITY OPERATOR	24,564.80	27,414.40	2,849.60	25,002.63	17,070.57	0.00	42,073.20
0000305689	*RAIL OPERATOR	40,643.20	40,643.20	0.00	30,912.95	792.28	0.00	31,705.23
0000311276	CONTRACT PROFESSIONAL	0.00	0.00	0.00	36,162.00	294.00	0.00	36,456.00
0000324618	CONTRACT PROFESSIONAL	0.00	0.00	0.00	85,567.50	0.00	0.00	85,567.50
0000320041	*JOURNEYMAN RAIL CAR MECHANIC	43,804.80	43,804.80	0.00	44,042.68	10,748.50	225.00	55,016.18
0000324793	*BUS OPERATOR	34,548.80	34,548.80	0.00	34,677.11	5,658.34	0.00	40,335.45
0000327799	GRANT PROGRAM ANALYST	74,486.88	74,486.88	0.00	34,092.10	0.00	0.00	34,092.10
0000304017	*BUS OPERATOR	40,643.20	40,643.20	0.00	44,683.22	20,149.88	0.00	64,833.10
0000305471	*BUS OPERATOR	40,643.20	40,643.20	0.00	39,574.17	5,008.10	0.00	44,582.27
0000316129	*TRACK WALKER	43,118.40	43,118.40	0.00	44,194.62	2,402.12	0.00	46,596.74
0000323031	*RAIL OPERATOR	37,606.40	40,643.20	3,036.80	39,520.01	6,042.43	0.00	45,562.44
0000305743	*BUS OPERATOR	40,643.20	40,643.20	0.00	29,023.78	9,567.30	252.46	38,843.54
0000327665	*JOURNEYMAN ELEC POWER ELECT	39,603.20	39,603.20	0.00	23,757.16	635.46	0.00	24,392.62
0000322810	*BUS OPERATOR	37,606.40	40,643.20	3,036.80	39,077.32	2,387.69	0.00	41,465.01
0000304647	*BUS OPERATOR	40,643.20	40,643.20	0.00	37,779.25	664.87	0.00	38,444.12
0000304844	*BUS OPERATOR	40,643.20	40,643.20	0.00	42,138.14	38,821.94	0.00	80,960.08
0000304095	*BUS OPERATOR (DATE LAST EMPLOYED 04-JUN-12)	40,643.20	40,643.20	0.00	38,828.98	10,499.83	0.00	49,328.81
0000302341	*BUS OPERATOR	40,643.20	40,643.20	0.00	20,298.22	1,572.39	0.00	21,870.61
0000305806	*JOURNEYMAN ELEC POWER ELECT	43,804.80	43,804.80	0.00	46,266.04	12,920.44	225.00	59,411.48
0000317147	SR DIR EXTERNAL AFFAIRS	101,000.12	101,000.12	0.00	101,000.31	0.00	2,071.80	103,072.11
0000321976	*BUS OPERATOR	37,606.40	40,643.20	3,036.80	40,818.54	4,698.51	0.00	45,517.05

MARTOC REPORT

EE NUMBER	TITLE	FY 11 BASE SALARY	FY 12 BASE SALARY	DIFFERENCE +/-	REGULAR EARNINGS	OVERTIME EARNINGS	OTHER EARNINGS	TOTAL EARNINGS
0000322737	MAINTENANCE PLANNER BUS	41,392.00	52,686.40	11,294.40	52,018.52	10,630.10	0.00	62,648.62
0000323273	ELEV ESCALATOR SAFE INSPEC II	67,002.00	67,002.00	0.00	43,809.00	1,443.12	0.00	45,252.12
0000323511	*BUS OPERATOR	34,548.80	37,606.40	3,057.60	38,462.63	6,285.77	0.00	44,748.40
0000303613	*JOURNEYMAN OVERHAULER	43,804.80	43,804.80	0.00	46,940.11	6,144.28	225.00	53,309.39
0000326411	MATERIAL INVENTORY CONTROL PLN	51,665.38	51,665.38	0.00	51,665.72	0.00	0.00	51,665.72
0000305248	*BUS OPERATOR	40,643.20	40,643.20	0.00	34,755.26	3,158.60	0.00	37,913.86
0000326483	RAIL SERVICES CONTROLLER	55,120.00	57,720.00	2,600.00	55,520.00	0.00	0.00	55,520.00
0000322138	*INSPECTOR	41,662.40	43,118.40	1,456.00	40,486.03	4,277.06	225.00	44,988.09
0000326266	*JOURNEYMAN RAIL CAR MECHANIC	39,603.20	41,392.00	1,788.80	40,817.19	1,352.58	450.00	42,619.77
0000306407	*JOURNEYMAN SUPPORT EQUIPMENT	43,804.80	43,804.80	0.00	44,986.78	12,596.52	225.00	57,808.30
0000302277	BENEFITS ANALYST	50,779.56	50,779.56	0.00	50,779.68	0.00	4,166.53	54,946.21
0000324397	*JOURNEYMAN ET-TRAIN CONTROL	42,390.40	43,804.80	1,414.40	43,839.06	272.36	225.00	44,336.42
0000305512	*AA INSPECTOR	43,118.40	43,804.80	686.40	46,399.72	6,834.62	225.00	53,459.34
0000321027	*BUS OPERATOR	40,643.20	40,643.20	0.00	39,178.25	1,394.12	0.00	40,572.37
0000327315	*JOURNEYMAN RAIL CAR MECHANIC	41,080.00	41,080.00	0.00	31,514.48	711.01	225.00	32,450.49
0000306655	*DYNAMOMETER OPERATOR	43,118.40	43,804.80	686.40	36,289.91	1,544.22	225.00	38,059.13
0000304923	*MOBILITY OPERATOR	30,409.60	30,409.60	0.00	24,194.07	11,820.36	0.00	36,014.43
0000306115	*BUS OPERATOR	40,643.20	40,643.20	0.00	45,970.88	15,016.44	0.00	60,987.32
0000310944	*BUS OPERATOR	37,606.40	40,643.20	3,036.80	40,833.19	4,346.93	0.00	45,180.12
0000306337	SUPV RAIL YARD TOWER	54,204.80	54,204.80	0.00	54,204.80	7,049.23	8,339.20	69,593.23
0000320594	OFFICE ADMINISTRATOR II	51,021.88	51,021.88	0.00	51,022.40	0.00	3,336.06	54,358.46
0000317957	*MATERIAL CONTROLLER	41,496.00	42,369.60	873.60	36,003.71	1,378.23	0.00	37,381.94
0000304027	MGR ENGINEERING SVCS	90,121.20	90,121.20	0.00	90,123.21	0.00	6,932.40	97,055.61
0000302560	TRANSIT POLICE LIEUTENANT	68,972.80	71,739.20	2,766.40	69,611.20	44,049.71	15,307.70	128,968.61
0000312041	*RAIL OPERATOR	40,643.20	40,643.20	0.00	40,568.13	3,791.69	0.00	44,359.82
0000302595	*JOURNEYMAN AUTOMOTIVE TECH	43,804.80	43,804.80	0.00	42,710.76	1,413.67	225.00	44,349.43
0000321779	*BUS OPERATOR	37,606.40	40,643.20	3,036.80	39,436.84	4,968.02	0.00	44,404.86
0000303728	*SERVICEPERSON I	31,824.00	31,824.00	0.00	32,827.96	1,640.95	0.00	34,468.91
0000327736	EEO DBE ANALYST	60,000.20	60,000.20	0.00	34,615.52	0.00	0.00	34,615.52
0000326281	CONTRACT PROFESSIONAL	0.00	0.00	0.00	65,603.00	782.00	0.00	66,385.00
0000304784	*BUS OPERATOR	40,643.20	40,643.20	0.00	42,448.48	6,946.71	164.14	49,559.33
0000318676	SR ADMINISTRATIVE ASSISTANT	34,112.00	34,125.00	13.00	34,694.20	4,889.25	262.40	39,845.85
0000306912	CONTRACT PROFESSIONAL	0.00	0.00	0.00	80,535.00	5,439.00	0.00	85,974.00
0000302174	GEN FOREMAN FAREGATES COMM (DATE LAST EMPLOYED 01-APR-12)	63,642.02	63,642.02	0.00	48,221.45	0.00	8,051.23	56,272.68

MARTOC REPORT

EE NUMBER	TITLE	FY 11	FY 12	DIFFERENCE	REGULAR	OVERTIME	OTHER	TOTAL
		BASE SALARY	BASE SALARY	+/-	EARNINGS	EARNINGS	EARNINGS	EARNINGS
0000326548	DATA WAREHSE BUSINESS ALYST QA	71,154.20	71,154.20	0.00	71,190.82	0.00	0.00	71,190.82
0000320848	*TRACK MAINTAINER	43,118.40	43,118.40	0.00	42,235.65	4,812.02	829.20	47,876.87
0000324053	TRANSIT POLICE OFFICER SR	48,713.60	50,668.80	1,955.20	49,278.09	20,746.73	1,948.80	71,973.62
0000320044	*JOURNEYMAN ET-TELEPHONE MAINT	43,804.80	43,804.80	0.00	43,944.33	8,625.74	225.00	52,795.07
0000324692	SUPV FIELD RESEARCH	0.00	0.00	0.00	25,161.75	1,761.79	0.00	26,923.54
0000303378	CONTRACT SERVICES COORDINATOR	51,376.00	51,376.00	0.00	51,376.00	1,506.70	4,940.00	57,822.70
0000316987	MGR COMPENSATION & BENEFITS	95,189.64	95,189.64	0.00	95,189.80	0.00	0.00	95,189.80
0000306179	TRANSIT POLICE SERGEANT	54,787.20	58,614.40	3,827.20	57,912.88	27,884.33	4,551.40	90,348.61
0000302770	DIVISION DISPATCHER	56,139.20	56,139.20	0.00	56,139.20	8,070.01	5,155.09	69,364.30
0000306242	MAINTENANCE PLANNER-RAIL (DATE LAST EMPLOYED 01-SEP-11)	53,830.40	53,830.40	0.00	10,352.00	4,554.88	5,382.79	20,289.67
0000322441	*BUS OPERATOR	31,491.20	31,491.20	0.00	28,290.97	3,959.92	0.00	32,250.89
0000325797	ACCOUNTANT III	55,762.72	55,762.72	0.00	55,763.28	0.00	3,979.20	59,742.48
0000323582	*MOBILITY OPERATOR	24,564.80	26,083.20	1,518.40	26,666.22	9,251.57	0.00	35,917.79
0000319632	*RAIL STATION CLEANER	28,412.80	28,412.80	0.00	27,518.07	2,474.17	0.00	29,992.24
0000304567	CONTRACT PROFESSIONAL	53,742.00	53,742.00	0.00	22,475.18	1,143.74	0.00	23,618.92
0000327406	SUPV PROTECTIVE SPECIALISTS	40,019.20	40,019.20	0.00	27,705.60	1,516.12	0.00	29,221.72
0000326863	CJIT-CALL TAKER	29,827.20	29,827.20	0.00	27,733.58	3,891.26	0.00	31,624.84
0000325202	ELEV ESCALATOR SAFE INSPEC II	66,319.50	66,319.50	0.00	43,039.81	510.16	1,666.49	45,216.46
0000322488	SUPV BUS MAINTENANCE	43,118.40	52,104.00	8,985.60	49,175.59	7,167.04	3,231.00	59,573.63
0000302883	*STATION AGENT	37,169.60	37,169.60	0.00	38,456.34	11,754.18	0.00	50,210.52
0000324752	SR TECH PROJECT MANAGER	63,676.86	87,964.76	24,287.90	65,545.47	0.00	6,122.79	71,668.26
0000322371	*BUS OPERATOR	37,606.40	40,643.20	3,036.80	41,234.99	5,376.94	0.00	46,611.93
0000321311	*RAIL STATION CLEANER	28,412.80	28,412.80	0.00	30,475.20	7,683.75	0.00	38,158.95
0000305853	*BUS OPERATOR	28,454.40	28,454.40	0.00	23,049.87	662.67	0.00	23,712.54
0000302541	*BUS OPERATOR	40,643.20	40,643.20	0.00	29,950.56	46.32	0.00	29,996.88
0000320746	*BUS OPERATOR (DATE LAST EMPLOYED 17-MAR-12)	40,643.20	40,643.20	0.00	31,731.94	1,330.24	0.00	33,062.18
0000323363	*BUS OPERATOR	34,548.80	37,606.40	3,057.60	38,530.05	12,880.08	0.00	51,410.13
0000325360	*JOURNEYMAN ET-TRAIN CONTROL	41,080.00	42,390.40	1,310.40	44,277.50	18,245.48	225.00	62,747.98
0000325328	*JOURNEYMAN ET-RADIO MAINT	41,392.00	42,390.40	998.40	42,510.25	13,113.98	225.00	55,849.23
0000305560	CONTRACT SPECIALIST III	73,256.30	73,256.30	0.00	76,833.10	0.00	2,817.56	79,650.66
0000302626	*TRACK WALKER	43,118.40	43,118.40	0.00	44,127.24	3,412.71	0.00	47,539.95
0000326881	*MOBILITY OPERATOR	23,358.40	23,358.40	0.00	21,455.87	817.10	0.00	22,272.97
0000303369	*JOURNEYMAN ET-RAIL CAR MAINT	43,804.80	43,804.80	0.00	43,979.39	8,758.38	225.00	52,962.77
0000321581	INFORMATION SYS ANALYST III	73,063.64	73,063.64	0.00	73,063.73	0.00	4,215.21	77,278.94
0000316645	*STATION AGENT	37,169.60	37,169.60	0.00	39,459.66	9,308.13	0.00	48,767.79

MARTOC REPORT

EE NUMBER	TITLE	FY 11 BASE SALARY	FY 12 BASE SALARY	DIFFERENCE +/-	REGULAR EARNINGS	OVERTIME EARNINGS	OTHER EARNINGS	TOTAL EARNINGS
0000321552	*MOBILITY OPERATOR (DATE LAST EMPLOYED 01-MAY-12)	26,083.20	27,414.40	1,331.20	18,473.83	6,122.78	0.00	24,596.61
0000319970	*BUS OPERATOR	40,643.20	40,643.20	0.00	43,309.48	8,793.93	0.00	52,103.41
0000321053	*BUS OPERATOR	40,643.20	40,643.20	0.00	39,884.77	5,940.60	0.00	45,825.37
0000322563	*JOURNEYMAN AUTOMOTIVE TECH	43,804.80	43,804.80	0.00	45,517.97	15,060.65	225.00	60,803.62
0000306569	*CUSTOMER INFORMATION OPERATOR	31,699.20	31,699.20	0.00	34,828.43	5,686.47	0.00	40,514.90
0000322045	*MOBILITY OPERATOR	26,083.20	27,414.40	1,331.20	26,768.67	4,500.64	0.00	31,269.31
0000303668	FIELD INSPECTOR	57,740.80	57,739.50	-1.30	57,518.44	11,823.85	222.08	69,564.37
0000303771	SUPV ACCOUNTING	69,751.50	69,751.50	0.00	69,751.81	0.00	0.00	69,751.81
0000322382	*BUS OPERATOR	37,606.40	40,643.20	3,036.80	27,466.44	3,141.75	0.00	30,608.19
0000303375	FOREMAN POWER	52,520.00	52,520.00	0.00	51,345.99	6,580.29	1,010.00	58,936.28
0000323115	TRANSIT POLICE OFFICER SR	46,841.60	48,713.60	1,872.00	47,057.60	12,357.35	1,779.08	61,194.03
0000302022	BUS STOP PLANNER	54,000.18	54,000.18	0.00	54,000.49	0.00	3,530.80	57,531.29
0000302328	*RAIL OPERATOR	40,643.20	40,643.20	0.00	42,625.50	19,294.39	0.00	61,919.89
0000304865	FOREMAN FARE GATE MAINTENANCE	60,736.00	60,736.00	0.00	60,736.00	58.40	7,475.20	68,269.60
0000302679	*JOURNEYMAN AUTOMOTIVE TECH	43,804.80	43,804.80	0.00	45,837.08	13,946.48	393.48	60,177.04
0000303923	*BUS OPERATOR	40,643.20	40,643.20	0.00	41,726.73	5,097.91	0.00	46,824.64
0000302890	*JOURNEYMAN RAIL CAR MECHANIC	43,804.80	39,603.20	-4,201.60	40,738.28	750.28	225.00	41,713.56
0000304681	FOREMAN MAINT LANDSCAPE	56,908.80	56,908.80	0.00	56,908.80	1,094.40	0.00	58,003.20
0000317442	*SERVICEPERSON I	31,824.00	31,824.00	0.00	32,613.67	1,285.23	0.00	33,898.90
0000328053	CONTRACT SPECIALIST III	67,998.06	67,998.06	0.00	23,538.19	0.00	0.00	23,538.19
0000321402	TRANSIT POLICE OFFICER SR	48,713.60	50,668.80	1,955.20	52,636.45	34,722.58	2,154.64	89,513.67
0000303985	*BUS OPERATOR	40,643.20	40,643.20	0.00	46,411.57	2,682.79	0.00	49,094.36
0000316512	COMMUNICATIONS SPECIALIST	35,380.80	35,380.80	0.00	33,144.00	1,869.10	2,177.28	37,190.38
0000320971	RADIO COMMUNICATIONS ENGINEER	93,994.16	93,994.16	0.00	92,909.84	0.00	0.00	92,909.84
0000305122	FIELD INSPECTOR	58,310.46	58,310.46	0.00	58,310.98	14,263.96	8,372.80	80,947.74
0000316639	*STATION AGENT	37,169.60	37,169.60	0.00	38,387.48	11,278.35	0.00	49,665.83
0000304880	*BUS OPERATOR	40,643.20	40,643.20	0.00	40,087.45	3,224.04	176.26	43,487.75
0000305559	*RAIL OPERATOR	40,643.20	40,643.20	0.00	39,995.22	968.22	0.00	40,963.44
0000302442	INFORMATION SYS ANALYST III	77,485.46	77,485.46	0.00	77,485.79	0.00	12,318.21	89,804.00
0000304081	TRANSIT POLICE OFFICER SR	54,787.20	54,787.20	0.00	55,116.45	43,787.16	6,321.60	105,225.21
0000320502	CJIT-CALL TAKER	30,888.00	30,888.00	0.00	32,022.40	12,230.54	0.00	44,252.94
0000306113	SUPV BUS TRANSPORTATION	52,790.40	52,790.40	0.00	52,790.40	1,700.46	3,553.20	58,044.06
0000306350	*BUS OPERATOR	40,643.20	40,643.20	0.00	42,743.40	9,275.40	0.00	52,018.80
0000303331	*TRACK MAINTAINER (DATE LAST EMPLOYED 01-FEB-12)	43,118.40	43,118.40	0.00	36,718.09	2,005.65	0.00	38,723.74

MARTOC REPORT

EE NUMBER	TITLE	FY 11	FY 12	DIFFERENCE	REGULAR	OVERTIME	OTHER	TOTAL
		BASE SALARY	BASE SALARY	+/-	EARNINGS	EARNINGS	EARNINGS	EARNINGS
0000322107	*BUS OPERATOR	31,491.20	31,491.20	0.00	28,078.10	1,689.04	0.00	29,767.14
0000304341	SUPV BUS TRANSPORTATION	52,312.00	52,312.00	0.00	52,312.00	7,959.98	3,219.20	63,491.18
0000304294	SAFETY DATA ANALYST	50,652.16	50,652.16	0.00	50,652.68	0.00	0.00	50,652.68
0000319033	*BUS OPERATOR	40,643.20	40,643.20	0.00	40,066.42	4,314.67	0.00	44,381.09
0000326535	*SERVICEPERSON I (A)	29,182.40	29,182.40	0.00	22,191.45	251.94	0.00	22,443.39
0000320606	*AA INSPECTOR	43,118.40	43,804.80	686.40	43,156.97	707.46	225.00	44,089.43
0000302875	TRANSIT POLICE OFFICER SR	38,500.80	41,641.60	3,140.80	39,904.17	9,716.59	5,549.10	55,169.86
0000322255	*MOBILITY OPERATOR (DATE LAST EMPLOYED 01-MAR-12)	26,083.20	27,414.40	1,331.20	20,086.36	6,544.04	0.00	26,630.40
0000319759	*MATERIAL CONTROLLER	41,496.00	42,369.60	873.60	40,354.41	652.53	0.00	41,006.94
0000314949	FOREMAN BUILDINGS SUPP EQUIP	43,804.80	52,104.00	8,299.20	47,776.40	9,175.85	2,229.00	59,181.25
0000305263	WASTEWATER INDUSTRIAL OPERATOR	53,248.00	53,248.00	0.00	53,120.00	5,043.20	6,860.80	65,024.00
0000326901	*BUS OPERATOR	28,454.40	28,454.40	0.00	25,193.57	1,206.05	0.00	26,399.62
0000315143	TRANSIT POLICE SERGEANT	63,398.40	65,936.00	2,537.60	63,831.96	11,220.17	2,987.04	78,039.17
0000302268	*JOURNEYMAN ET-COMPUTER MAINT	43,804.80	43,804.80	0.00	48,565.92	8,213.49	561.96	57,341.37
0000302906	*BUS OPERATOR	40,643.20	40,643.20	0.00	41,510.32	10,288.39	0.00	51,798.71
0000302081	*JOURNEYMAN ET-RAIL CAR MAINT	43,804.80	43,804.80	0.00	45,060.91	789.76	225.00	46,075.67
0000302303	*BUS OPERATOR	40,643.20	40,643.20	0.00	41,211.05	12,234.53	0.00	53,445.58
0000317508	*SERVICEPERSON I	31,824.00	31,824.00	0.00	32,730.80	6,781.74	0.00	39,512.54
0000322936	*RAIL OPERATOR	37,606.40	40,643.20	3,036.80	40,441.95	11,877.14	0.00	52,319.09
0000314998	MECHANICAL ENGINEER VI	73,218.86	73,218.86	0.00	73,219.37	0.00	3,660.95	76,880.32
0000316541	*BUS OPERATOR	37,606.40	40,643.20	3,036.80	37,618.02	2,137.16	0.00	39,755.18
0000321148	*BUS OPERATOR	40,643.20	40,643.20	0.00	39,343.70	2,572.98	0.00	41,916.68
0000326857	REVENUE GRANT ANALYST	74,486.88	74,486.88	0.00	73,627.48	0.00	859.47	74,486.95
0000322251	*JOURNEYMAN ET-RAIL CAR MAINT	43,804.80	43,804.80	0.00	45,051.81	5,812.58	225.00	51,089.39
0000317060	TRANSIT POLICE OFFICER SPECIAL	48,713.60	52,686.40	3,972.80	53,543.22	51,025.29	5,685.22	110,253.73
0000325087	*JOURNEYMAN ELEC POWER ELECT	41,392.00	42,390.40	998.40	44,246.37	9,169.55	450.00	53,865.92
0000321101	SUPV RAIL LINE	40,643.20	48,048.00	7,404.80	47,340.11	10,915.35	5,359.20	63,614.66
0000303566	*SERVICEPERSON IV	34,008.00	34,008.00	0.00	35,047.20	8,884.37	0.00	43,931.57
0000304417	*JOURNEYMAN SUPPORT EQUIPMENT	43,804.80	43,804.80	0.00	46,213.52	7,186.76	1,278.00	54,678.28
0000305862	SUPV RAIL YARD TOWER	52,099.22	52,099.22	0.00	52,099.37	3,794.84	2,003.82	57,898.03
0000303675	DIVISION DISPATCHER	48,048.00	48,048.00	0.00	48,048.00	2,148.30	1,663.20	51,859.50
0000306606	*JOURNEYMAN RAIL CAR MECHANIC	43,804.80	43,804.80	0.00	44,069.11	3,838.20	225.00	48,132.31
0000313824	*BUS OPERATOR	40,643.20	40,643.20	0.00	42,566.53	18,884.19	0.00	61,450.72
0000306307	*BUS OPERATOR	30,409.60	28,454.40	-1,955.20	27,051.58	2,408.01	0.00	29,459.59
0000305694	*STATION AGENT	37,169.60	37,169.60	0.00	37,580.78	28,453.72	0.00	66,034.50

MARTOC REPORT

EE NUMBER	TITLE	FY 11 BASE SALARY	FY 12 BASE SALARY	DIFFERENCE +/-	REGULAR EARNINGS	OVERTIME EARNINGS	OTHER EARNINGS	TOTAL EARNINGS
0000305416	TRANSIT POLICE OFFICER SR	54,787.20	54,787.20	0.00	55,590.32	9,954.62	0.00	65,544.94
0000317913	TRANSIT POLICE OFFICER SR	52,686.40	54,787.20	2,100.80	51,000.17	38,965.92	4,052.80	94,018.89
0000306843	ARCHITECT VI	84,911.58	84,911.58	0.00	84,912.58	0.00	0.00	84,912.58
0000305432	INSTRUCTOR BUS OPERATIONS	57,761.60	57,761.60	0.00	58,317.00	10,580.38	4,221.04	73,118.42
0000306236	*STATION AGENT	37,169.60	37,169.60	0.00	40,125.77	7,190.52	0.00	47,316.29
0000316355	*SR TRAFFIC CHECKER	32,427.20	32,427.20	0.00	38,706.00	8,687.71	0.00	47,393.71
0000305147	*BUS OPERATOR	40,643.20	40,643.20	0.00	40,223.15	3,140.45	0.00	43,363.60
0000305663	*RAIL OPERATOR	40,643.20	40,643.20	0.00	38,502.67	963.23	0.00	39,465.90
0000304606	*BUS OPERATOR	40,643.20	40,643.20	0.00	39,187.74	3,392.68	0.00	42,580.42
0000302137	*RAIL OPERATOR	40,643.20	40,643.20	0.00	42,474.80	3,460.22	0.00	45,935.02
0000323501	DIR ARCHITECTURE & DESIGN STANDARDS	101,893.22	101,893.22	0.00	101,502.82	0.00	391.90	101,894.72
0000327125	*MOBILITY OPERATOR	23,358.40	23,358.40	0.00	19,616.96	2,981.67	0.00	22,598.63
0000303847	*INSPECTOR	43,118.40	43,118.40	0.00	42,098.90	2,472.11	225.00	44,796.01
0000321537	*BUS OPERATOR	37,606.40	40,643.20	3,036.80	40,280.61	4,624.68	0.00	44,905.29
0000302696	TRANSIT SYSTEM PLNG ANALYST	54,902.64	54,902.64	0.00	54,902.89	0.00	4,645.61	59,548.50
0000317197	TRANSIT POLICE OFFICER SR	52,686.40	54,787.20	2,100.80	54,988.97	43,767.50	3,160.80	101,917.27
0000319768	ADA COORD	36,523.50	44,506.54	7,983.04	37,444.88	0.00	0.00	37,444.88
0000302507	*JOURNEYMAN ET-TRAIN CONTROL	43,804.80	43,804.80	0.00	45,413.24	10,503.68	225.00	56,141.92
0000325079	*JOURNEYMAN ELEC POWER ELECT	41,392.00	42,390.40	998.40	44,216.65	2,140.55	450.00	46,807.20
0000323119	*SERVICEPERSON I (A)	24,564.80	29,182.40	4,617.60	28,183.22	3,337.25	0.00	31,520.47
0000305772	INSTRUCTOR CENTRAL MAINTENANCE	60,008.00	60,008.00	0.00	60,008.00	0.00	3,462.00	63,470.00
0000320968	*SERVICEPERSON I	31,824.00	31,824.00	0.00	33,017.70	1,468.80	0.00	34,486.50
0000316721	*BUS OPERATOR	40,643.20	40,643.20	0.00	42,324.90	1,395.98	0.00	43,720.88
0000315192	*BUS OPERATOR	40,643.20	40,643.20	0.00	39,918.50	2,108.78	0.00	42,027.28
0000322389	GENERAL MANAGER CEO	315,000.14	315,000.14	0.00	337,250.40	0.00	33,819.72	371,070.12
0000304914	FOREMAN FARE GATE MAINTENANCE (DATE LAST EMPLOYED 01-APR-12)	57,200.00	57,200.00	0.00	44,000.00	137.50	5,023.43	49,160.93
0000323034	*BUS OPERATOR	37,606.40	40,643.20	3,036.80	22,012.56	3,664.26	0.00	25,676.82
0000304671	*BUS OPERATOR	40,643.20	40,643.20	0.00	38,037.30	1,033.00	0.00	39,070.30
0000306368	OFFICE ADMINISTRATOR I	44,048.16	44,048.16	0.00	43,540.11	0.00	0.00	43,540.11
0000319624	*JOURNEYMAN RAIL CAR MECHANIC	43,804.80	43,804.80	0.00	46,016.07	12,320.16	225.00	58,561.23
0000324185	*SERVICEPERSON IV	32,281.60	34,008.00	1,726.40	33,476.88	3,032.74	0.00	36,509.62
0000303960	*BUS OPERATOR	40,643.20	40,643.20	0.00	38,705.76	5,358.63	0.00	44,064.39
0000303120	*BUS OPERATOR	40,643.20	40,643.20	0.00	41,130.35	6,185.62	0.00	47,315.97
0000305919	*JOURNEYMAN ET-RADIO MAINT	43,804.80	43,804.80	0.00	45,693.89	9,105.89	225.00	55,024.78

MARTOC REPORT

EE NUMBER	TITLE	FY 11	FY 12	DIFFERENCE	REGULAR	OVERTIME	OTHER	TOTAL
		BASE SALARY	BASE SALARY	+/-	EARNINGS	EARNINGS	EARNINGS	EARNINGS
0000304139	*STATION AGENT	37,169.60	37,169.60	0.00	40,907.20	13,523.28	0.00	54,430.48
0000302478	*MATERIAL CONTROLLER	42,369.60	42,369.60	0.00	43,399.61	1,963.18	0.00	45,362.79
0000320487	*BUS OPERATOR	37,606.40	40,643.20	3,036.80	31,079.06	169.14	0.00	31,248.20
0000316272	*RAIL OPERATOR	40,643.20	40,643.20	0.00	42,769.51	11,165.11	0.00	53,934.62
0000304036	*JOURNEYMAN ET-RADIO MAINT	43,804.80	43,804.80	0.00	45,047.35	10,085.16	905.50	56,038.01
0000302225	*RAIL OPERATOR	40,643.20	40,643.20	0.00	42,378.25	7,660.37	0.00	50,038.62
0000326045	ADA COORD (DATE LAST EMPLOYED 06-JAN-12)	50,000.08	50,000.08	0.00	27,692.65	0.00	962.06	28,654.71
0000306328	TRANSIT POLICE OFFICER SR	54,787.20	54,787.20	0.00	53,345.09	2,173.12	1,211.64	56,729.85
0000326536	*MOBILITY OPERATOR	23,358.40	23,358.40	0.00	23,102.52	3,567.08	0.00	26,669.60
0000306064	SUPV CAR REPAIR INSPECTION (DATE LAST EMPLOYED 30-APR-12)	53,248.00	53,248.00	0.00	46,284.80	13,696.00	9,467.91	69,448.71
0000305074	SUPV RAIL CAR APPEARANCE	51,521.60	51,521.60	0.00	51,521.60	5,659.96	2,972.40	60,153.96
0000319053	INFORMATION SYS ANALYST III	72,450.30	79,695.46	7,245.16	75,237.86	0.00	1,393.28	76,631.14
0000318276	*BUS OPERATOR	40,643.20	40,643.20	0.00	46,739.46	7,491.82	0.00	54,231.28
0000323177	ARCHITECT VI	81,660.80	81,660.80	0.00	81,662.24	0.00	4,606.51	86,268.75
0000304220	TRANSIT POLICE MAJOR	85,489.56	85,489.56	0.00	81,872.82	0.00	5,699.32	87,572.14
0000302124	SUPV RAIL LINE	48,048.00	48,048.00	0.00	47,863.21	10,042.76	5,082.00	62,987.97
0000302641	SUPV BUS MAINTENANCE	52,104.00	52,104.00	0.00	52,104.00	10,170.36	2,505.00	64,779.36
0000315328	*BUS OPERATOR (DATE LAST EMPLOYED 10-JAN-12)	40,643.20	40,643.20	0.00	28,057.83	406.02	0.00	28,463.85
0000302077	*MATERIAL CONTROLLER LEAD	43,659.20	43,659.20	0.00	44,252.48	393.58	0.00	44,646.06
0000305209	*MOBILITY OPERATOR	30,409.60	30,409.60	0.00	32,764.62	12,407.03	701.76	45,873.41
0000323117	MOBILITY SCHEDULER I	24,564.80	30,654.00	6,089.20	25,220.31	2,743.37	884.25	28,847.93
0000322858	*MOBILITY OPERATOR	26,083.20	27,414.40	1,331.20	28,149.01	10,597.04	100.32	38,846.37
0000321491	*APPRENTICE MECHANIC	34,008.00	36,920.00	2,912.00	35,988.46	4,941.86	0.00	40,930.32
0000303058	*JOURNEYMAN OVERHAULER	43,804.80	43,804.80	0.00	48,009.08	5,670.41	225.00	53,904.49
0000305504	TRANSIT POLICE OFFICER SR	50,668.80	52,686.40	2,017.60	51,095.50	4,931.03	1,875.50	57,902.03
0000315324	*BUS OPERATOR	40,643.20	40,643.20	0.00	47,930.14	1,174.91	0.00	49,105.05
0000320688	*BUS OPERATOR	40,643.20	40,643.20	0.00	39,347.92	2,869.89	0.00	42,217.81
0000317100	TRANSIT POLICE OFFICER SR	50,668.80	54,787.20	4,118.40	48,152.93	1,647.71	5,066.00	54,866.64
0000306466	*BUS OPERATOR	40,643.20	40,643.20	0.00	43,140.39	29,156.67	0.00	72,297.06
0000304238	*BUS OPERATOR	40,643.20	40,643.20	0.00	44,135.89	3,215.98	0.00	47,351.87
0000302114	*RAIL OPERATOR	40,643.20	40,643.20	0.00	47,464.07	19,171.85	0.00	66,635.92
0000323958	*BUS OPERATOR	34,548.80	37,606.40	3,057.60	36,583.72	4,208.14	0.00	40,791.86
0000319962	ACCOUNTANT III	57,993.26	57,993.26	0.00	56,209.28	0.00	1,784.42	57,993.70
0000324541	MECHANICAL ENGINEER VI	81,660.80	81,660.80	0.00	81,661.53	0.00	0.00	81,661.53

MARTOC REPORT

EE NUMBER	TITLE	FY 11	FY 12	DIFFERENCE	REGULAR	OVERTIME	OTHER	TOTAL
		BASE SALARY	BASE SALARY	+/-	EARNINGS	EARNINGS	EARNINGS	EARNINGS
0000322671	*INSPECTOR	43,118.40	43,118.40	0.00	42,673.82	1,990.15	225.00	44,888.97
0000322820	*RAIL STATION CLEANER	28,412.80	28,412.80	0.00	27,328.91	1,823.61	0.00	29,152.52
0000304804	*RAIL OPERATOR	40,643.20	40,643.20	0.00	44,090.61	10,732.37	0.00	54,822.98
0000302257	*JOURNEYMAN OVERHAULER	43,804.80	43,804.80	0.00	43,570.51	0.00	435.60	44,006.11
0000321431	SR INFORMATION SYSTEMS ANALYST	77,639.12	77,639.12	0.00	75,250.33	0.00	8,659.77	83,910.10
0000303079	FOREMAN BUILDINGS SUPP EQUIP	53,248.00	53,248.00	0.00	53,248.00	7,910.40	5,529.60	66,688.00
0000305232	*JOURNEYMAN AUTOMOTIVE TECH	43,804.80	43,804.80	0.00	45,276.36	4,217.28	225.00	49,718.64
0000322372	*BUS OPERATOR	37,606.40	40,643.20	3,036.80	43,196.96	7,565.19	0.00	50,762.15
0000315213	TRANSIT POLICE OFFICER SPECIAL	56,971.20	56,971.20	0.00	58,066.83	28,533.76	3,834.60	90,435.19
0000327756	EEO DBE ANALYST	58,000.02	58,000.02	0.00	31,230.93	0.00	0.00	31,230.93
0000306508	QA ENGINEER	69,441.06	76,385.14	6,944.08	69,441.66	0.00	10,683.25	80,124.91
0000324174	SR REGIONAL PLANNER	75,604.10	75,604.10	0.00	72,852.14	0.00	0.00	72,852.14
0000327755	TRANSIT POLICE OFFICER SR	38,500.80	38,500.80	0.00	21,286.53	2,026.94	0.00	23,313.47
0000302204	*BUS OPERATOR	40,643.20	40,643.20	0.00	42,464.09	14,044.91	0.00	56,509.00
0000317824	*JOURNEYMAN ET-LABORATORY (DATE LAST EMPLOYED 15-MAY-12)	43,804.80	43,804.80	0.00	40,983.77	12,470.24	225.00	53,679.01
0000305264	DISPATCHER MOBILITY	38,126.40	38,126.40	0.00	37,246.56	3,436.90	879.84	41,563.30
0000306088	*BUS OPERATOR	40,643.20	40,643.20	0.00	41,796.43	9,320.64	0.00	51,117.07
0000322237	*JOURNEYMAN AUTOMOTIVE TECH	43,804.80	43,804.80	0.00	43,996.98	3,238.01	225.00	47,459.99
0000304963	*RAIL OPERATOR	40,643.20	40,643.20	0.00	39,071.92	14,446.17	0.00	53,518.09
0000321473	TRANSIT POLICE OFFICER SR	45,032.00	46,841.60	1,809.60	44,928.41	3,750.91	0.00	48,679.32
0000322342	*JOURNEYMAN AUTOMOTIVE TECH	43,804.80	43,804.80	0.00	33,125.67	6,007.53	225.00	39,358.20
0000306625	*RAIL OPERATOR	40,643.20	40,643.20	0.00	43,235.79	15,250.41	0.00	58,486.20
0000303698	MAINTENANCE PLANNER-RAIL	54,995.20	54,995.20	0.00	54,995.20	1,308.78	0.00	56,303.98
0000323170	*BUS OPERATOR	34,548.80	37,606.40	3,057.60	29,959.80	1,323.52	0.00	31,283.32
0000315247	*MATERIAL CONTROLLER	42,369.60	42,369.60	0.00	32,236.44	252.09	0.00	32,488.53
0000304783	*MOBILITY OPERATOR (DATE LAST EMPLOYED 02-DEC-11)	30,409.60	30,409.60	0.00	15,504.52	6,222.67	0.00	21,727.19
0000304013	*RAIL OPERATOR	40,643.20	40,643.20	0.00	41,288.50	7,601.47	0.00	48,889.97
0000326279	CJIT-POLICE DISPATCHER (DATE LAST EMPLOYED 30-DEC-11)	33,696.00	33,696.00	0.00	18,591.13	11,273.51	129.60	29,994.24
0000302828	CLAIMS ADJUSTER I-WKRS COMP	36,285.34	36,285.34	0.00	36,285.62	0.00	2,245.06	38,530.68
0000304333	*BUS OPERATOR	40,643.20	40,643.20	0.00	39,646.24	8,027.25	0.00	47,673.49
0000322223	CJIT-POLICE DISPATCHER	33,696.00	33,696.00	0.00	33,623.35	6,544.54	1,393.20	41,561.09
0000302480	ELECTRICAL MAINTENANCE INSPECT	51,441.00	51,441.00	0.00	51,243.19	3,244.75	197.85	54,685.79
0000326865	*MOBILITY OPERATOR	23,358.40	23,358.40	0.00	19,016.17	2,497.38	0.00	21,513.55
0000305233	SUPV COMMUNICATIONS	49,088.00	49,088.00	0.00	42,479.77	9,389.52	6,608.00	58,477.29

MARTOC REPORT

EE NUMBER	TITLE	FY 11	FY 12	DIFFERENCE	REGULAR	OVERTIME	OTHER	TOTAL
		BASE SALARY	BASE SALARY	+/-	EARNINGS	EARNINGS	EARNINGS	EARNINGS
0000302727	*DYNAMOMETER OPERATOR	43,804.80	43,804.80	0.00	44,044.43	4,610.45	225.00	48,879.88
0000305750	*BUS OPERATOR	40,643.20	40,643.20	0.00	42,244.25	2,142.25	0.00	44,386.50
0000304613	*BUS OPERATOR	40,643.20	40,643.20	0.00	45,436.22	13,119.37	0.00	58,555.59
0000306406	SUPV BUS & RAIL STORES	43,659.20	50,731.20	7,072.00	44,296.14	606.11	0.00	44,902.25
0000327480	TECHNICAL WRITER	60,279.44	60,279.44	0.00	44,050.42	0.00	0.00	44,050.42
0000303645	FOREMAN CUSTODIAL SERVICES	28,412.80	44,324.80	15,912.00	40,895.68	5,113.55	2,663.75	48,672.98
0000304931	*RAIL OPERATOR	40,643.20	40,643.20	0.00	41,757.90	1,111.59	0.00	42,869.49
0000320939	*MOBILITY OPERATOR	27,414.40	28,766.40	1,352.00	30,206.16	18,930.87	0.00	49,137.03
0000324864	RIDESTORE CLERK PT	0.00	0.00	0.00	20,560.00	3,262.50	0.00	23,822.50
0000302949	SUPT RAIL CAR MAINT	53,830.40	69,702.36	15,871.96	63,088.11	8,750.13	2,070.40	73,908.64
0000322679	*BUS OPERATOR	37,606.40	40,643.20	3,036.80	35,847.00	4,251.54	0.00	40,098.54
0000306164	*JOURNEYMAN ET-RADIO MAINT	43,804.80	43,804.80	0.00	47,002.74	13,828.60	225.00	61,056.34
0000318124	*MOBILITY OPERATOR	30,409.60	30,409.60	0.00	30,109.87	762.17	0.00	30,872.04
0000316349	TRANSIT POLICE OFFICER SR	54,787.20	54,787.20	0.00	54,023.35	15,734.94	3,566.70	73,324.99
0000302399	TRANSIT POLICE OFFICER SPECIAL	54,787.20	56,971.20	2,184.00	56,267.22	40,951.14	6,058.20	103,276.56
0000303089	*BUS OPERATOR	40,643.20	40,643.20	0.00	37,848.57	11,953.84	0.00	49,802.41
0000320938	*MOBILITY OPERATOR	27,414.40	28,766.40	1,352.00	29,220.77	5,369.77	0.00	34,590.54
0000322748	SR INFORMATION TECH AUDITOR	71,547.32	71,547.32	0.00	71,547.48	0.00	5,503.64	77,051.12
0000320427	*MOBILITY OPERATOR	26,083.20	27,414.40	1,331.20	28,608.90	4,314.44	0.00	32,923.34
0000307144	*RAIL OPERATOR	40,643.20	40,643.20	0.00	39,381.40	717.70	0.00	40,099.10
0000315081	*JOURNEYMAN RAIL CAR MECHANIC	43,804.80	43,804.80	0.00	46,020.20	7,463.15	225.00	53,708.35
0000302798	*BUS OPERATOR	40,643.20	40,643.20	0.00	43,667.53	13,709.16	0.00	57,376.69
0000304981	*BUS OPERATOR	40,643.20	40,643.20	0.00	43,283.07	6,986.36	0.00	50,269.43
0000302332	*BUS OPERATOR	40,643.20	40,643.20	0.00	41,686.77	5,907.24	0.00	47,594.01
0000303115	*REVENUE AGENT	41,308.80	41,308.80	0.00	42,123.77	2,815.20	0.00	44,938.97
0000315387	*MATERIAL CONTROLLER	42,369.60	42,369.60	0.00	43,964.72	1,573.62	0.00	45,538.34
0000304974	*BUS OPERATOR	40,643.20	40,643.20	0.00	45,186.59	3,484.70	0.00	48,671.29
0000309687	*BUS OPERATOR	40,643.20	40,643.20	0.00	40,010.13	637.05	0.00	40,647.18
0000303470	*BUS OPERATOR	40,643.20	40,643.20	0.00	42,441.26	2,422.72	0.00	44,863.98
0000303128	*AA INSPECTOR	43,804.80	43,804.80	0.00	46,736.67	13,433.78	225.00	60,395.45
0000321988	LCARE ASSISTANT	33,910.50	33,910.50	0.00	19,585.53	669.08	0.00	20,254.61
0000303310	*RAIL OPERATOR	40,643.20	40,643.20	0.00	44,452.45	15,970.04	0.00	60,422.49
0000304445	*INSPECTOR	43,118.40	43,118.40	0.00	48,867.33	9,157.66	225.00	58,249.99
0000320946	SUPV RAIL LINE	40,643.20	48,048.00	7,404.80	46,023.31	4,857.23	2,310.00	53,190.54
0000305580	*STATION AGENT	37,169.60	37,169.60	0.00	40,756.00	29,874.28	0.00	70,630.28

MARTOC REPORT

EE NUMBER	TITLE	FY 11 BASE SALARY	FY 12 BASE SALARY	DIFFERENCE +/-	REGULAR EARNINGS	OVERTIME EARNINGS	OTHER EARNINGS	TOTAL EARNINGS
0000302122	*BUS OPERATOR	40,643.20	40,643.20	0.00	42,112.36	5,961.78	0.00	48,074.14
0000326866	*MOBILITY OPERATOR	23,358.40	23,358.40	0.00	22,014.56	9,900.78	0.00	31,915.34
0000327674	*INSPECTOR	39,603.20	39,603.20	0.00	24,880.52	2,506.14	0.00	27,386.66
0000302703	SUPV BUS MAINTENANCE	56,908.80	56,908.80	0.00	56,908.80	7,660.80	0.00	64,569.60
0000324310	SUPV CAR REPAIR INSPECTION	52,104.00	52,104.00	0.00	49,811.93	8,166.33	0.00	57,978.26
0000304554	*BUS OPERATOR	40,643.20	40,643.20	0.00	39,965.53	88.84	0.00	40,054.37
0000303183	TRANSIT POLICE LIEUTENANT	80,308.80	80,308.80	0.00	77,837.78	18,783.89	1,853.28	98,474.95
0000305494	MGR ECONOMIC OPPORTUNITY	75,257.00	75,257.00	0.00	75,257.19	0.00	5,789.00	81,046.19
0000322130	*BUS OPERATOR	37,606.40	40,643.20	3,036.80	32,055.75	928.97	0.00	32,984.72
0000322377	*BUS OPERATOR	37,606.40	40,643.20	3,036.80	34,720.74	2,091.27	0.00	36,812.01
0000316722	*BUS OPERATOR	40,643.20	40,643.20	0.00	45,344.63	11,552.87	0.00	56,897.50
0000315308	*SERVICEPERSON I	31,824.00	31,824.00	0.00	23,767.45	608.18	0.00	24,375.63
0000304812	FOREMAN TRACK & STRCT	57,012.80	57,012.80	0.00	55,916.41	14,623.30	1,096.40	71,636.11
0000303755	*INSPECTOR (DATE LAST EMPLOYED 29-MAR-12)	43,118.40	43,118.40	0.00	34,249.18	3,591.52	225.00	38,065.70
0000305714	DIR TRANSIT RESEARCH ANALYSIS	98,800.26	98,800.26	0.00	99,940.71	0.00	9,120.04	109,060.75
0000320618	*BUS OPERATOR	40,643.20	40,643.20	0.00	40,941.04	2,666.28	0.00	43,607.32
0000304228	*MATERIAL CONTROLLER	42,369.60	42,369.60	0.00	43,478.89	152.79	0.00	43,631.68
0000302700	*JOURNEYMAN RAIL CAR MECHANIC	43,804.80	43,804.80	0.00	47,419.21	10,322.04	225.00	57,966.25
0000327567	*JOURNEYMAN AUTOMOTIVE TECH	41,080.00	41,080.00	0.00	28,472.61	2,700.17	0.00	31,172.78
0000305538	*BUS OPERATOR	40,643.20	40,643.20	0.00	41,095.17	8,107.42	0.00	49,202.59
0000302855	*BUS OPERATOR	40,643.20	40,643.20	0.00	33,757.86	3,693.55	0.00	37,451.41
0000303443	*BUS OPERATOR	40,643.20	40,643.20	0.00	43,751.90	1,323.87	0.00	45,075.77
0000302373	TRANSIT POLICE OFFICER SPECIAL	56,971.20	56,971.20	0.00	57,628.57	72,494.58	4,382.40	134,505.55
0000316419	*MOBILITY OPERATOR	30,409.60	30,409.60	0.00	30,156.43	7,785.25	0.00	37,941.68
0000322933	*BUS OPERATOR	37,606.40	40,643.20	3,036.80	38,497.36	6,573.40	0.00	45,070.76
0000320697	TRANSIT POLICE OFFICER SPECIAL	45,032.00	48,713.60	3,681.60	49,386.12	23,748.24	0.00	73,134.36
0000303692	*BUS OPERATOR	40,643.20	40,643.20	0.00	42,960.03	4,600.17	0.00	47,560.20
0000302846	*BUS OPERATOR	40,643.20	40,643.20	0.00	40,648.58	19,777.23	0.00	60,425.81
0000321485	*RAIL OPERATOR	37,606.40	40,643.20	3,036.80	43,933.86	12,613.92	0.00	56,547.78
0000303381	*BUS OPERATOR	40,643.20	40,643.20	0.00	41,831.15	3,552.38	0.00	45,383.53
0000302822	*AA INSPECTOR	43,804.80	43,804.80	0.00	47,021.75	15,076.46	225.00	62,323.21
0000306533	*BUS OPERATOR	37,606.40	40,643.20	3,036.80	42,226.85	5,271.44	0.00	47,498.29
0000306046	*BUS OPERATOR	40,643.20	40,643.20	0.00	46,469.88	7,339.41	178.21	53,987.50
0000309725	*SERVICEPERSON IV	32,281.60	34,008.00	1,726.40	35,857.28	14,053.58	0.00	49,910.86

MARTOC REPORT

EE NUMBER	TITLE	FY 11	FY 12	DIFFERENCE	REGULAR	OVERTIME	OTHER	TOTAL
		BASE SALARY	BASE SALARY	+/-	EARNINGS	EARNINGS	EARNINGS	EARNINGS
0000324636	*SERVICEPERSON I (A)	29,182.40	32,281.60	3,099.20	25,118.28	7,915.20	0.00	33,033.48
0000304492	*AA INSPECTOR	43,804.80	43,804.80	0.00	46,615.90	4,329.46	225.00	51,170.36
0000304032	*JOURNEYMAN RAIL CAR MECHANIC	43,804.80	43,804.80	0.00	43,796.18	1,121.46	225.00	45,142.64
0000305273	DISPATCHER MOBILITY	39,811.20	39,811.20	0.00	39,768.14	2,129.33	3,062.40	44,959.87
0000303303	*BUS OPERATOR	40,643.20	40,643.20	0.00	42,068.66	2,004.49	0.00	44,073.15
0000323731	*BUS OPERATOR	34,548.80	37,606.40	3,057.60	33,957.46	2,278.09	0.00	36,235.55
0000316336	*RAIL STATION CLEANER	28,412.80	28,412.80	0.00	29,791.24	8,247.25	0.00	38,038.49
0000323360	*BUS OPERATOR	34,548.80	37,606.40	3,057.60	36,922.75	11,826.14	0.00	48,748.89
0000304278	*BUS OPERATOR	40,643.20	40,643.20	0.00	28,644.16	309.00	0.00	28,953.16
0000323932	PROJECT MANAGER II	55,009.50	84,000.02	28,990.52	63,930.95	0.00	1,498.46	65,429.41
0000322463	*MOBILITY OPERATOR	23,358.40	23,358.40	0.00	23,956.49	669.72	0.00	24,626.21
0000303517	DISPATCHER MOBILITY	39,811.20	39,811.20	0.00	39,657.16	2,128.39	2,756.16	44,541.71
0000304120	*BUS OPERATOR	40,643.20	40,643.20	0.00	41,546.44	4,338.68	0.00	45,885.12
0000305087	*BUS OPERATOR	40,643.20	40,643.20	0.00	41,460.95	1,266.31	0.00	42,727.26
0000318123	*MOBILITY OPERATOR	30,409.60	30,409.60	0.00	31,337.79	13,799.59	0.00	45,137.38
0000319882	*BUS OPERATOR	40,643.20	40,643.20	0.00	41,819.85	3,926.12	0.00	45,745.97
0000316211	EEO DBE ANALYST	56,296.50	56,296.50	0.00	56,296.82	0.00	0.00	56,296.82
0000305105	*RAIL STATION CLEANER	28,412.80	28,412.80	0.00	31,659.24	0.00	0.00	31,659.24
0000304955	*BUS DISPATCHER (BLOCKOUT)	40,206.40	41,267.20	1,060.80	40,376.01	12,950.44	0.00	53,326.45
0000306483	SUPV RAIL LINE	48,048.00	48,048.00	0.00	48,117.33	8,766.49	1,478.40	58,362.22
0000303142	FOREMAN CUSTODIAL SERVICES	44,324.80	44,324.80	0.00	39,039.92	383.58	5,284.88	44,708.38
0000320085	*BUS OPERATOR	40,643.20	40,643.20	0.00	31,011.80	1,188.07	0.00	32,199.87
0000304227	PARKING SERVICES REP	22,698.00	22,698.00	0.00	22,593.24	2,160.68	1,571.40	26,325.32
0000316799	*SERVICEPERSON I	31,824.00	31,824.00	0.00	32,007.90	2,884.86	0.00	34,892.76
0000304512	SUPV BUS TRANSPORTATION	55,972.80	55,972.80	0.00	55,757.52	9,749.50	1,789.52	67,296.54
0000317823	*SERVICEPERSON I	31,824.00	31,824.00	0.00	33,113.08	4,194.15	0.00	37,307.23
0000326150	SUPV RAIL LINE	48,048.00	48,048.00	0.00	48,048.00	6,237.00	0.00	54,285.00
0000305869	MEDIA SALES REP	23,010.00	23,010.00	0.00	22,958.92	185.85	0.00	23,144.77
0000327404	SR ADMINISTRATIVE ASSISTANT	37,752.00	37,752.00	0.00	29,631.00	220.50	0.00	29,851.50
0000303223	CONTRACT SERVICES INSPECTOR	40,809.60	40,809.60	0.00	40,888.08	588.60	1,631.80	43,108.48
0000317594	*RAIL STATION CLEANER	28,412.80	28,412.80	0.00	28,885.04	1,582.86	0.00	30,467.90
0000327291	*BUS OPERATOR	28,454.40	28,454.40	0.00	20,158.80	1,516.32	0.00	21,675.12
0000303462	*RAIL OPERATOR	40,643.20	40,643.20	0.00	42,880.13	880.98	0.00	43,761.11
0000302721	*BUS OPERATOR	40,643.20	40,643.20	0.00	42,377.06	9,183.42	0.00	51,560.48
0000304091	*BUS OPERATOR	40,643.20	40,643.20	0.00	41,259.25	1,007.53	0.00	42,266.78

MARTOC REPORT

EE NUMBER	TITLE	FY 11	FY 12	DIFFERENCE	REGULAR	OVERTIME	OTHER	TOTAL
		BASE SALARY	BASE SALARY	+/-	EARNINGS	EARNINGS	EARNINGS	EARNINGS
0000304665	*SERVICEPERSON I (A)	32,281.60	32,281.60	0.00	33,774.96	6,297.24	0.00	40,072.20
0000323368	*BUS OPERATOR	34,548.80	37,606.40	3,057.60	39,472.91	3,474.45	0.00	42,947.36
0000303180	*SERVICEPERSON II	31,824.00	31,824.00	0.00	34,070.81	166.40	0.00	34,237.21
0000302096	*BUS OPERATOR	40,643.20	40,643.20	0.00	28,882.74	1,034.39	0.00	29,917.13
0000324686	*MOBILITY OPERATOR	23,358.40	24,564.80	1,206.40	23,374.03	3,920.63	0.00	27,294.66
0000303687	*SERVICEPERSON I	31,824.00	31,824.00	0.00	30,884.58	2,099.95	0.00	32,984.53
0000304100	*MOBILITY OPERATOR	30,409.60	30,409.60	0.00	31,325.00	8,618.61	584.80	40,528.41
0000323118	*MOBILITY OPERATOR	24,564.80	26,083.20	1,518.40	26,903.00	895.41	0.00	27,798.41
0000318807	TRANSIT POLICE OFFICER SR	46,841.60	48,713.60	1,872.00	48,443.80	36,145.13	4,332.70	88,921.63
0000327288	*BUS OPERATOR	28,454.40	28,454.40	0.00	20,271.43	1,468.11	0.00	21,739.54
0000303590	MGR STRATEGIC PERFORMANCE	87,713.08	87,713.08	0.00	87,713.60	0.00	0.00	87,713.60
0000306556	MGR CONTRACTS	90,241.06	90,241.06	0.00	94,197.95	0.00	5,900.39	100,098.34
0000302577	PLANNER CUSTODIAL LANDSCAPE	54,995.20	54,995.20	0.00	54,995.20	912.18	980.66	56,888.04
0000305544	*BUS OPERATOR	40,643.20	40,643.20	0.00	43,690.49	3,534.74	0.00	47,225.23
0000308175	PROJECT ENG SURVEY PROGRAMS	73,000.20	73,000.20	0.00	73,000.20	0.00	0.00	73,000.20
0000302374	*SERVICEPERSON IV	34,008.00	34,008.00	0.00	35,255.64	9,459.01	0.00	44,714.65
0000315047	LD BREEZE CARD FULFILLMENT AGT	22,483.50	31,921.50	9,438.00	27,014.05	2,351.48	920.83	30,286.36
0000305943	*TRACK MAINTAINER	43,118.40	43,118.40	0.00	41,185.24	4,679.86	0.00	45,865.10
0000323250	*BUS OPERATOR	34,548.80	37,606.40	3,057.60	34,537.46	2,232.63	0.00	36,770.09
0000303463	DISPATCHER MOBILITY	38,126.40	38,126.40	0.00	37,975.18	1,691.89	2,639.52	42,306.59
0000315124	*BUS OPERATOR	40,643.20	40,643.20	0.00	44,613.04	5,906.75	0.00	50,519.79
0000317609	*MOBILITY OPERATOR	30,409.60	30,409.60	0.00	26,980.73	1,929.90	0.00	28,910.63
0000323003	SR TECHNICAL SERVICES ENGINEER	90,000.04	90,000.04	0.00	90,000.58	0.00	0.00	90,000.58
0000302573	*BUS OPERATOR	40,643.20	40,643.20	0.00	45,645.44	18,634.87	0.00	64,280.31
0000321070	*HOSTLER JUNIOR APPRENTICE	26,083.20	32,281.60	6,198.40	30,850.73	8,585.71	0.00	39,436.44
0000305397	MGR CUSTODIAL LANDSCAPE MAINT	80,725.84	80,725.84	0.00	80,726.37	0.00	12,419.41	93,145.78
0000304891	*BUS OPERATOR	40,643.20	40,643.20	0.00	43,732.05	19,660.47	0.00	63,392.52
0000302262	SR DIR ENGINEERING & DEVELOP	140,714.34	140,714.34	0.00	140,717.52	0.00	13,530.23	154,247.75
0000319164	COMMUNICATIONS SPECIALIST	33,529.60	33,529.60	0.00	33,690.80	2,013.00	1,160.64	36,864.44
0000303165	SUPV CAR REPAIR INSPECTION	52,104.00	52,104.00	0.00	52,053.90	7,727.98	1,002.00	60,783.88
0000320236	*AA INSPECTOR	43,804.80	43,804.80	0.00	49,361.72	22,553.42	225.00	72,140.14
0000316650	*RAIL OPERATOR	40,643.20	40,643.20	0.00	42,428.22	12,167.98	0.00	54,596.20
0000303711	FOREMAN CUSTODIAL SERVICES	48,089.60	48,089.60	0.00	48,089.60	11,213.20	0.00	59,302.80
0000321038	*APPRENTICE MECHANIC	34,008.00	36,920.00	2,912.00	35,659.49	3,513.29	0.00	39,172.78

MARTOC REPORT

EE NUMBER	TITLE	FY 11	FY 12	DIFFERENCE	REGULAR	OVERTIME	OTHER	TOTAL
		BASE SALARY	BASE SALARY	+/-	EARNINGS	EARNINGS	EARNINGS	EARNINGS
0000317663	TRANSIT POLICE OFFICER SR	52,686.40	54,787.20	2,100.80	54,947.23	29,841.23	1,286.70	86,075.16
0000320106	*RAIL STATION CLEANER	28,412.80	28,412.80	0.00	30,653.05	8,359.92	0.00	39,012.97
0000318885	*BUS OPERATOR	40,643.20	40,643.20	0.00	39,351.78	13,587.50	0.00	52,939.28
0000316037	*JOURNEYMAN ET-RADIO MAINT	43,804.80	43,804.80	0.00	44,674.56	1,042.48	225.00	45,942.04
0000316323	*BUS OPERATOR	28,454.40	28,454.40	0.00	26,616.33	1,249.14	0.00	27,865.47
0000317772	GEN SUPT RAIL CAR MAINTENANCE	66,977.82	81,500.12	14,522.30	78,707.70	0.00	6,896.18	85,603.88
0000302498	DIVISION DISPATCHER	50,731.20	50,731.20	0.00	46,948.35	2,743.88	0.00	49,692.23
0000302474	CONTRACT EMP PT POLICE OFFICER	0.00	0.00	0.00	30,817.50	573.75	0.00	31,391.25
0000303971	ACCOUNTING SPECIALIST III	45,864.00	45,864.00	0.00	46,193.28	2,963.52	6,303.36	55,460.16
0000305669	*JOURNEYMAN ET-RAIL CAR MAINT	43,804.80	43,804.80	0.00	45,133.23	0.00	435.60	45,568.83
0000305246	*SERVICEPERSON IV	34,008.00	34,008.00	0.00	34,335.98	1,692.32	0.00	36,028.30
0000304390	*BUS OPERATOR	40,643.20	40,643.20	0.00	38,310.04	26,577.14	0.00	64,887.18
0000305465	*BUS OPERATOR	40,643.20	40,643.20	0.00	40,769.98	3,204.87	0.00	43,974.85
0000318561	*BUS OPERATOR	40,643.20	40,643.20	0.00	44,448.00	2,320.70	0.00	46,768.70
0000306194	*BUS OPERATOR	40,643.20	40,643.20	0.00	43,048.74	20,962.14	570.57	64,581.45
0000320239	*JOURNEYMAN RAIL CAR MECHANIC	43,804.80	43,804.80	0.00	47,127.74	189.54	225.00	47,542.28
0000304787	*BUS OPERATOR	40,643.20	40,643.20	0.00	45,416.42	35,926.18	0.00	81,342.60
0000304858	FOREMAN SIGN SHOP	53,268.80	53,268.80	0.00	53,268.80	8,374.47	0.00	61,643.27
0000302665	JOC WORK ORDER COORDINATOR	56,076.80	60,938.80	4,862.00	57,968.96	1,563.68	0.00	59,532.64
0000304102	*AA INSPECTOR	43,804.80	43,804.80	0.00	47,234.93	5,939.00	1,067.40	54,241.33
0000304807	*BUS OPERATOR	40,643.20	40,643.20	0.00	39,440.55	15,205.59	0.00	54,646.14
0000303132	*SERVICEPERSON I	31,824.00	31,824.00	0.00	31,877.83	126.23	0.00	32,004.06
0000304338	MAINTENANCE PLANNER-RAIL	59,987.20	59,987.20	0.00	59,987.20	43.26	5,768.00	65,798.46
0000323601	*BUS OPERATOR	34,548.80	37,606.40	3,057.60	22,892.18	832.74	0.00	23,724.92
0000303786	*JOURNEYMAN RAIL CAR MECHANIC	39,603.20	43,804.80	4,201.60	47,534.11	1,192.53	550.04	49,276.68
0000305543	*BUS OPERATOR	40,643.20	40,643.20	0.00	42,717.87	7,210.28	0.00	49,928.15
0000304951	*INSPECTOR	43,118.40	43,118.40	0.00	45,323.35	15,661.15	225.00	61,209.50
0000324782	*BUS OPERATOR	34,548.80	34,548.80	0.00	32,514.52	2,681.13	0.00	35,195.65
0000322802	*BUS OPERATOR	37,606.40	40,643.20	3,036.80	40,018.62	2,982.90	0.00	43,001.52
0000305572	DIVISION DISPATCHER (DATE LAST EMPLOYED 01-JUN-12)	51,729.60	51,729.60	0.00	45,760.80	2,536.74	7,195.64	55,493.18
0000304359	SYSTEM SAFETY OFFICER	62,389.34	62,389.34	0.00	62,389.68	0.00	3,636.50	66,026.18
0000306299	SUPT CONTROL CENTER	70,754.58	70,754.58	0.00	69,394.24	0.00	3,991.29	73,385.53
0000305654	*RAIL OPERATOR	40,643.20	40,643.20	0.00	41,306.98	7,060.93	0.00	48,367.91
0000321112	CONTRACT PROFESSIONAL	0.00	0.00	0.00	124,117.50	1,950.00	0.00	126,067.50
0000324672	TRANSIT POLICE OFFICER SR	41,641.60	45,032.00	3,390.40	44,910.62	15,676.81	1,299.00	61,886.43

MARTOC REPORT

EE NUMBER	TITLE	FY 11 BASE SALARY	FY 12 BASE SALARY	DIFFERENCE +/-	REGULAR EARNINGS	OVERTIME EARNINGS	OTHER EARNINGS	TOTAL EARNINGS
0000315268	CUSTOMER CARE FIELD REP	37,596.00	37,596.00	0.00	37,355.00	0.00	433.80	37,788.80
0000322144	*BUS OPERATOR	37,606.40	40,643.20	3,036.80	43,421.45	4,542.46	0.00	47,963.91
0000303609	*BUS OPERATOR	40,643.20	40,643.20	0.00	45,154.26	15,202.72	0.00	60,356.98
0000302838	TRAIN CONTROL ENGINEER VI	79,969.50	79,969.50	0.00	79,969.80	0.00	3,998.48	83,968.28
0000303441	*BUS OPERATOR	40,643.20	40,643.20	0.00	37,360.51	16,757.06	0.00	54,117.57
0000315248	*BUS OPERATOR	40,643.20	40,643.20	0.00	44,006.46	14,017.78	0.00	58,024.24
0000323366	*BUS OPERATOR	34,548.80	37,606.40	3,057.60	38,553.48	3,171.48	0.00	41,724.96
0000321031	*BUS OPERATOR	40,643.20	40,643.20	0.00	36,454.22	2,440.77	0.00	38,894.99
0000304052	*BUS OPERATOR	40,643.20	40,643.20	0.00	38,764.76	3,137.07	0.00	41,901.83
0000303044	*BUS OPERATOR	40,643.20	40,643.20	0.00	41,488.40	7,851.32	0.00	49,339.72
0000303738	CJIT-CALL TAKER	33,280.00	33,280.00	0.00	34,452.65	17,254.08	3,180.00	54,886.73
0000304666	*RAIL OPERATOR	40,643.20	40,643.20	0.00	49,133.38	6,892.27	0.00	56,025.65
0000316463	*BUS OPERATOR	40,643.20	40,643.20	0.00	42,106.17	641.37	0.00	42,747.54
0000305757	LEASE & FINANCE SPECIALIST	70,963.36	70,963.36	0.00	70,963.90	0.00	5,458.74	76,422.64
0000318680	*BUS OPERATOR	40,643.20	40,643.20	0.00	42,610.17	10,312.53	0.00	52,922.70
0000321138	FOREMAN CUSTODIAL SERVICES	32,281.60	44,324.80	12,043.20	42,299.30	7,264.40	2,557.20	52,120.90
0000302484	*SERVICEPERSON V (DATE LAST EMPLOYED 01-NOV-11)	43,118.40	43,118.40	0.00	25,534.23	4,399.97	0.00	29,934.20
0000317236	*MOBILITY OPERATOR	30,409.60	30,409.60	0.00	28,251.31	882.82	0.00	29,134.13
0000302515	*RAIL OPERATOR	40,643.20	40,643.20	0.00	43,227.46	26,966.15	0.00	70,193.61
0000324361	SERVICE PLANNER III	52,520.00	59,610.72	7,090.72	57,429.13	138.88	0.00	57,568.01
0000303090	*BUS DISPATCHER (BLOCKOUT)	41,662.40	41,662.40	0.00	42,007.85	8,143.22	0.00	50,151.07
0000315120	*BUS OPERATOR	40,643.20	40,643.20	0.00	37,124.27	2,232.10	0.00	39,356.37
0000302007	CLAIMS ADJUSTER III	56,720.82	56,720.82	0.00	56,721.10	0.00	8,289.98	65,011.08
0000318105	TRANSIT POLICE OFFICER SPECIAL	48,713.60	52,686.40	3,972.80	51,835.96	32,932.23	4,872.00	89,640.19
0000304913	*BUS OPERATOR	40,643.20	40,643.20	0.00	39,448.71	7,020.68	0.00	46,469.39
0000303070	*BUS OPERATOR	40,643.20	40,643.20	0.00	42,131.58	15,526.80	0.00	57,658.38
0000318122	*BUS OPERATOR	40,643.20	40,643.20	0.00	28,319.31	1,048.24	0.00	29,367.55
0000304905	*MOBILITY OPERATOR	30,409.60	30,409.60	0.00	29,057.28	7,335.68	0.00	36,392.96
0000305292	INSTRUCTOR BUS TECHNICAL	43,118.40	50,460.80	7,342.40	46,711.46	7,081.98	0.00	53,793.44
0000327039	*JOURNEYMAN ET-RAIL CAR MAINT	41,080.00	41,080.00	0.00	36,737.98	437.67	225.00	37,400.65
0000306206	*BUS OPERATOR	40,643.20	40,643.20	0.00	35,256.78	7,351.43	0.00	42,608.21
0000302125	SUPV CAR REPAIR INSPECTION	54,995.20	54,995.20	0.00	54,572.16	11,950.88	3,384.32	69,907.36
0000316113	*MOBILITY OPERATOR	30,409.60	30,409.60	0.00	30,789.76	1,507.84	0.00	32,297.60
0000302835	*AA INSPECTOR	43,804.80	43,804.80	0.00	52,766.39	9,919.36	225.00	62,910.75

MARTOC REPORT

EE NUMBER	TITLE	FY 11	FY 12	DIFFERENCE	REGULAR	OVERTIME	OTHER	TOTAL
		BASE SALARY	BASE SALARY	+/-	EARNINGS	EARNINGS	EARNINGS	EARNINGS
0000303102	*RAIL STATION CLEANER	28,412.80	28,412.80	0.00	23,351.66	163.92	0.00	23,515.58
0000303406	MGR CUSTOMER & STATION SVCS	75,489.70	75,489.70	0.00	75,490.14	0.00	6,494.10	81,984.24
0000302759	*JOURNEYMAN RAIL CAR MECHANIC	43,804.80	43,804.80	0.00	45,568.13	9,003.15	225.00	54,796.28
0000306487	RAIL SERVICES CONTROLLER	52,520.00	57,720.00	5,200.00	54,626.56	598.99	0.00	55,225.55
0000304266	MATERIAL INVENTORY CONTROL PLN	55,309.54	55,309.54	0.00	55,309.80	0.00	8,509.20	63,819.00
0000305124	ADMINISTRATIVE ASSISTANT	37,693.50	37,693.50	0.00	37,693.90	0.00	3,359.37	41,053.27
0000317821	*REPROGRAPHICS SPEC III	34,944.00	36,358.40	1,414.40	36,808.48	681.72	0.00	37,490.20
0000304230	*RAIL OPERATOR	40,643.20	40,643.20	0.00	41,701.37	3,271.22	0.00	44,972.59
0000306470	*JOURNEYMAN ET-HVAC	43,804.80	43,804.80	0.00	44,755.12	2,353.46	225.00	47,333.58
0000304413	TRANSIT POLICE OFFICER SR	54,787.20	54,787.20	0.00	54,813.54	2,420.01	9,087.30	66,320.85
0000305702	*TRACK WALKER	43,118.40	43,118.40	0.00	46,543.28	4,006.46	0.00	50,549.74
0000325129	TRANSIT POLICE OFFICER SR	40,040.00	43,305.60	3,265.60	41,919.32	18,001.36	0.00	59,920.68
0000306204	SUPV BUS TRANSPORTATION	52,790.40	52,790.40	0.00	52,587.36	18,451.26	3,248.64	74,287.26
0000301999	PROJECT MANAGER- CPM	76,282.44	76,282.44	0.00	76,282.64	0.00	5,867.88	82,150.52
0000303518	*INSPECTOR	43,118.40	43,118.40	0.00	44,531.95	6,444.52	225.00	51,201.47
0000322156	ACCOUNTANT III	55,762.72	55,762.72	0.00	55,763.25	0.00	1,072.37	56,835.62
0000306453	TRANSIT POLICE OFFICER SR	54,787.20	54,787.20	0.00	49,637.73	39,766.91	6,743.04	96,147.68
0000302228	*INSPECTOR	43,118.40	43,118.40	0.00	47,563.17	27,045.08	225.00	74,833.25
0000323966	PLANNING RESEARCH DEVELOP COORDINATOR (DATE LAST EMPLOYED 18-NOV-11)	57,800.08	57,800.08	0.00	23,742.71	0.00	2,198.79	25,941.50
0000304012	*JOURNEYMAN RAIL CAR MECHANIC	43,804.80	43,804.80	0.00	46,912.09	6,633.90	225.00	53,770.99
0000317778	*BUS OPERATOR	40,643.20	40,643.20	0.00	38,697.21	1,282.64	0.00	39,979.85
0000321663	*SERVICEPERSON IV	34,008.00	34,008.00	0.00	35,754.33	12,054.16	0.00	47,808.49
0000306359	*RAIL OPERATOR	40,643.20	40,643.20	0.00	41,209.84	8,402.94	0.00	49,612.78
0000302719	*BUS OPERATOR	40,643.20	40,643.20	0.00	43,333.34	25,858.71	0.00	69,192.05
0000324755	*JOURNEYMAN ET-TRAIN CONTROL	41,392.00	43,804.80	2,412.80	43,877.98	7,983.54	225.00	52,086.52
0000302419	*JOURNEYMAN RAIL CAR MECHANIC	43,804.80	39,603.20	-4,201.60	40,970.08	284.31	529.64	41,784.03
0000304319	SUPT CONTROL CENTER	70,754.58	70,754.58	0.00	70,754.88	0.00	8,419.44	79,174.32
0000303852	*RAIL OPERATOR	40,643.20	40,643.20	0.00	44,422.33	1,207.50	0.00	45,629.83
0000306258	SUPV BUS TRANSPORTATION	52,790.40	52,790.40	0.00	52,790.40	520.29	2,030.40	55,341.09
0000315455	MEDIA SALES REP	22,620.00	22,620.00	0.00	22,666.40	1,000.50	1,479.00	25,145.90
0000303450	*BUS OPERATOR	40,643.20	40,643.20	0.00	43,359.97	2,325.86	0.00	45,685.83
0000324646	*MOBILITY OPERATOR	24,564.80	26,083.20	1,518.40	23,711.53	904.08	0.00	24,615.61
0000302705	TRANSIT POLICE OFFICER SPECIAL	56,971.20	56,971.20	0.00	56,971.27	73,850.58	9,860.40	140,682.25
0000323707	*BUS OPERATOR	34,548.80	37,606.40	3,057.60	36,134.78	2,662.80	0.00	38,797.58

MARTOC REPORT

EE NUMBER	TITLE	FY 11	FY 12	DIFFERENCE	REGULAR	OVERTIME	OTHER	TOTAL
		BASE SALARY	BASE SALARY	+/-	EARNINGS	EARNINGS	EARNINGS	EARNINGS
0000302588	*JOURNEYMAN ELEC POWER ELECT	43,804.80	43,804.80	0.00	55,044.54	23,605.75	225.00	78,875.29
0000307300	*BUS OPERATOR	37,606.40	40,643.20	3,036.80	42,169.33	3,586.86	0.00	45,756.19
0000321806	IT BUSINESS ANALYST I	53,395.16	53,395.16	0.00	45,432.54	0.00	1,752.48	47,185.02
0000303690	SUPV BUS TRANSPORTATION	48,048.00	48,048.00	0.00	48,048.00	20,455.05	4,389.00	72,892.05
0000320623	MGR JOINT DEVELOPMENT	85,413.38	85,413.38	0.00	85,413.76	0.00	0.00	85,413.76
0000306305	*JOURNEYMAN ET-RADIO MAINT	43,804.80	43,804.80	0.00	51,432.18	15,573.96	225.00	67,231.14
0000323475	TRANSIT POLICE OFFICER SR	45,032.00	46,841.60	1,809.60	37,138.12	4,256.28	7,882.00	49,276.40
0000317259	TRANSIT POLICE OFFICER SPECIAL	52,686.40	56,971.20	4,284.80	52,677.11	36,861.26	12,249.90	101,788.27
0000307148	*JOURNEYMAN ET-COMPUTER MAINT	43,804.80	43,804.80	0.00	44,382.32	5,132.78	225.00	49,740.10
0000314930	*BUS OPERATOR	40,643.20	40,643.20	0.00	26,576.78	447.94	0.00	27,024.72
0000302163	*MATERIAL CONTROLLER	42,369.60	42,369.60	0.00	43,570.51	0.00	0.00	43,570.51
0000318654	*JOURNEYMAN ET-RAIL CAR MAINT	43,804.80	43,804.80	0.00	47,688.33	11,348.73	225.00	59,262.06
0000318739	*BUS OPERATOR (DATE LAST EMPLOYED 28-FEB-12)	40,643.20	40,643.20	0.00	25,499.35	234.48	0.00	25,733.83
0000304425	TRANSIT POLICE OFFICER SR	54,787.20	54,787.20	0.00	55,638.63	33,160.84	4,382.40	93,181.87
0000326983	*JOURNEYMAN WELDER	41,392.00	41,392.00	0.00	39,578.41	3,538.20	0.00	43,116.61
0000321369	*BUS OPERATOR	37,606.40	40,643.20	3,036.80	40,694.60	1,929.00	0.00	42,623.60
0000304276	*JOURNEYMAN ET-TRAIN CONTROL (DATE LAST EMPLOYED 01-APR-12)	43,804.80	43,804.80	0.00	39,975.47	9,895.62	0.00	49,871.09
0000302072	*BUS OPERATOR	40,643.20	40,643.20	0.00	41,210.15	668.69	0.00	41,878.84
0000316322	FARE COLLECTION COORDINATOR OP	48,184.50	48,184.50	0.00	48,641.91	4,105.04	185.33	52,932.28
0000305149	*BUS OPERATOR	40,643.20	40,643.20	0.00	42,547.47	12,705.65	0.00	55,253.12
0000302839	*MATERIAL CONTROLLER	42,369.60	42,369.60	0.00	42,469.60	1,699.74	0.00	44,169.34
0000302460	INSTRUCTOR BUS TECHNICAL	51,708.80	51,708.80	0.00	47,731.20	0.00	3,977.60	51,708.80
0000306469	*BUS OPERATOR	40,643.20	40,643.20	0.00	46,432.91	12,404.80	0.00	58,837.71
0000323167	*BUS OPERATOR	36,628.80	40,643.20	4,014.40	42,090.03	6,961.26	0.00	49,051.29
0000303872	*BUS OPERATOR	40,643.20	40,643.20	0.00	41,191.71	7,012.67	0.00	48,204.38
0000321064	*MOBILITY OPERATOR	27,414.40	28,766.40	1,352.00	32,584.55	18,345.80	0.00	50,930.35
0000320595	TRANSIT POLICE OFFICER SR	46,841.60	48,713.60	1,872.00	45,346.32	14,168.17	4,215.60	63,730.09
0000303936	*RAIL OPERATOR	40,643.20	40,643.20	0.00	41,654.80	1,958.81	0.00	43,613.61
0000305023	*INSPECTOR	43,118.40	43,118.40	0.00	44,134.06	5,099.70	225.00	49,458.76
0000315983	*BUS OPERATOR	40,643.20	40,643.20	0.00	33,942.50	2,433.44	0.00	36,375.94
0000302294	MAINTENANCE PLANNER BUS	53,830.40	53,830.40	0.00	52,743.45	608.18	0.00	53,351.63
0000318958	*TRANSPORTATION ASSISTANT	31,699.20	31,699.20	0.00	32,232.60	811.54	0.00	33,044.14
0000322804	*BUS OPERATOR	37,606.40	40,643.20	3,036.80	40,145.36	2,808.41	0.00	42,953.77
0000304414	GEN SUPT RAIL CAR MAINTENANCE	84,978.92	84,978.92	0.00	84,978.99	0.00	9,778.71	94,757.70
0000304412	GEN SUPT BUS MAINT	79,968.20	79,968.20	0.00	79,968.20	0.00	4,757.09	84,725.29

MARTOC REPORT

EE NUMBER	TITLE	FY 11 BASE SALARY	FY 12 BASE SALARY	DIFFERENCE +/-	REGULAR EARNINGS	OVERTIME EARNINGS	OTHER EARNINGS	TOTAL EARNINGS
0000305282	*RAIL STATION CLEANER	28,412.80	28,412.80	0.00	30,783.91	8,790.21	0.00	39,574.12
0000303427	*BUS DISPATCHER (BLOCKOUT)	41,662.40	41,662.40	0.00	44,861.57	18,282.47	0.00	63,144.04
0000302476	*RAIL OPERATOR	40,643.20	40,643.20	0.00	43,889.17	31,758.35	0.00	75,647.52
0000304471	*JOURNEYMAN RAIL CAR MECHANIC	35,921.60	41,392.00	5,470.40	47,022.96	6,151.06	225.00	53,399.02
0000304430	*SERVICEPERSON I	31,824.00	31,824.00	0.00	31,916.13	935.25	0.00	32,851.38
0000321397	CONTRACT PROFESSIONAL	0.00	0.00	0.00	96,000.00	375.00	0.00	96,375.00
0000326148	TRAINING & DEVELOPMENT SPEC	47,521.24	47,521.24	0.00	47,721.77	0.00	0.00	47,721.77
0000305203	SCHEDULE ANALYST III	51,981.80	51,981.80	0.00	51,982.05	0.00	6,890.93	58,872.98
0000305440	DISPATCHER MOBILITY	38,126.40	38,126.40	0.00	38,445.46	14,618.21	0.00	53,063.67
0000304680	FOREMAN TELEPHONE MAINTENANCE	43,804.80	52,104.00	8,299.20	51,737.75	14,401.18	7,239.00	73,377.93
0000321549	*MOBILITY OPERATOR	26,083.20	27,414.40	1,331.20	25,741.66	5,927.65	0.00	31,669.31
0000314887	TRANSIT POLICE OFFICER SR	52,686.40	54,787.20	2,100.80	54,346.97	67,405.68	2,821.85	124,574.50
0000325669	*JOURNEYMAN ET-TRAIN CONTROL	41,080.00	42,390.40	1,310.40	43,425.37	20,277.47	225.00	63,927.84
0000326636	*BUS OPERATOR	28,454.40	28,454.40	0.00	26,943.67	2,773.04	0.00	29,716.71
0000323738	*BUS OPERATOR	34,548.80	37,606.40	3,057.60	21,054.84	2,732.87	0.00	23,787.71
0000323521	*BUS OPERATOR	34,548.80	37,606.40	3,057.60	38,391.01	4,926.68	0.00	43,317.69
0000325918	GEN FOREMAN ELECTRICAL POWER	52,104.00	62,839.40	10,735.40	54,844.01	5,210.46	2,719.02	62,773.49
0000304934	TRANSIT POLICE OFFICER SR	54,787.20	54,787.20	0.00	55,669.59	533.39	0.00	56,202.98
0000326884	*MOBILITY OPERATOR	23,358.40	23,358.40	0.00	21,665.52	585.42	0.00	22,250.94
0000317811	*SERVICEPERSON I	31,824.00	31,824.00	0.00	32,711.70	9,099.74	0.00	41,811.44
0000306408	*BUS OPERATOR	40,643.20	40,643.20	0.00	41,921.11	3,105.55	0.00	45,026.66
0000304257	*JOURNEYMAN RAIL CAR MECHANIC	43,804.80	43,804.80	0.00	46,626.88	7,289.45	225.00	54,141.33
0000303205	*MOBILITY OPERATOR	30,409.60	30,409.60	0.00	30,698.35	18,218.49	0.00	48,916.84
0000323126	MAINTENANCE PARTS COORDINATOR	44,324.02	44,324.02	0.00	30,590.32	42.88	0.00	30,633.20
0000304076	*SERVICEPERSON V	43,118.40	43,118.40	0.00	48,495.02	12,064.87	0.00	60,559.89
0000321208	ADMINISTRATIVE ASSISTANT	25,792.00	34,534.50	8,742.50	28,040.04	588.65	0.00	28,628.69
0000305071	*BUS OPERATOR	40,643.20	40,643.20	0.00	41,346.35	9,141.15	0.00	50,487.50
0000306284	*JOURNEYMAN ET-TRAIN CONTROL	43,804.80	43,804.80	0.00	51,052.06	9,587.60	225.00	60,864.66
0000305121	*JOURNEYMAN RAIL CAR MECHANIC	43,804.80	43,804.80	0.00	46,556.89	10,156.19	225.00	56,938.08
0000304887	*SERVICEPERSON I	31,824.00	31,824.00	0.00	34,089.63	8,618.49	0.00	42,708.12
0000305139	*RAIL OPERATOR	40,643.20	40,643.20	0.00	42,525.06	12,126.37	0.00	54,651.43
0000322504	TRANSIT POLICE OFFICER SR	46,841.60	48,713.60	1,872.00	48,583.30	21,815.41	0.00	70,398.71
0000316209	PLANNER COMM COMPTR & FARECOLL	52,686.40	52,686.40	0.00	52,686.40	1,925.08	0.00	54,611.48
0000305489	*BUS OPERATOR	40,643.20	40,643.20	0.00	46,572.31	12,077.93	0.00	58,650.24

MARTOC REPORT

EE NUMBER	TITLE	FY 11	FY 12	DIFFERENCE	REGULAR	OVERTIME	OTHER	TOTAL
		BASE SALARY	BASE SALARY	+/-	EARNINGS	EARNINGS	EARNINGS	EARNINGS
0000304569	*BUS OPERATOR	40,643.20	40,643.20	0.00	43,649.50	12,119.22	0.00	55,768.72
0000318279	*SERVICEPERSON I (A)	32,281.60	32,281.60	0.00	32,964.04	232.80	310.40	33,507.24
0000303914	*BUS OPERATOR	40,643.20	40,643.20	0.00	40,635.45	0.00	156.32	40,791.77
0000306070	*JOURNEYMAN BODY REPAIR	43,804.80	43,804.80	0.00	43,860.07	252.72	225.00	44,337.79
0000304821	*BUS OPERATOR	40,643.20	40,643.20	0.00	42,280.10	8,848.31	0.00	51,128.41
0000323683	*SERVICEPERSON I	28,828.80	30,472.00	1,643.20	27,222.28	166.32	0.00	27,388.60
0000302297	*BUS OPERATOR	40,643.20	40,643.20	0.00	49,035.86	19,907.35	0.00	68,943.21
0000302888	*BUS OPERATOR	40,643.20	40,643.20	0.00	32,231.57	1,523.63	156.32	33,911.52
0000321571	TRANSIT POLICE OFFICER SPECIAL	46,841.60	50,668.80	3,827.20	47,979.39	28,891.27	360.32	77,230.98
0000305921	*INSPECTOR	43,118.40	43,118.40	0.00	45,669.64	10,107.53	225.00	56,002.17
0000320609	*SERVICEPERSON I (A)	32,281.60	32,281.60	0.00	32,944.64	1,164.00	0.00	34,108.64
0000323590	*MOBILITY OPERATOR	24,564.80	26,083.20	1,518.40	26,193.78	1,226.87	0.00	27,420.65
0000303345	*BUS OPERATOR	40,643.20	40,643.20	0.00	43,860.33	19,984.80	0.00	63,845.13
0000302103	CHF ENG-CIV STRUCT & INSPECT	82,301.96	82,301.96	0.00	82,303.89	0.00	3,165.46	85,469.35
0000302085	MGR TRANSIT ANALYSIS	84,005.74	84,005.74	0.00	84,006.00	0.00	6,462.00	90,468.00
0000302753	CONTRACT PROFESSIONAL	0.00	0.00	0.00	103,577.50	2,307.50	0.00	105,885.00
0000323061	*SERVICEPERSON I	31,824.00	31,824.00	0.00	34,268.38	20,637.88	0.00	54,906.26
0000320680	CONTRACT PROFESSIONAL	0.00	0.00	0.00	80,850.00	14,784.00	0.00	95,634.00
0000317672	*JOURNEYMAN SUPPORT EQUIPMENT	43,804.80	43,804.80	0.00	43,956.55	3,703.96	1,483.34	49,143.85
0000305910	*SERVICEPERSON IV	34,008.00	34,008.00	0.00	31,338.95	882.93	0.00	32,221.88
0000302880	*RAIL OPERATOR	40,643.20	40,643.20	0.00	40,872.73	1,563.58	0.00	42,436.31
0000303496	SUPT BUILDING	66,383.98	66,383.98	0.00	66,384.31	0.00	2,553.24	68,937.55
0000310136	IT BUSINESS ANALYST II (DATE LAST EMPLOYED 24-JAN-12)	65,000.00	65,000.00	0.00	42,500.00	0.00	2,354.67	44,854.67
0000322817	*BUS OPERATOR	37,606.40	40,643.20	3,036.80	38,553.20	5,731.74	0.00	44,284.94
0000315146	*MATERIAL CONTROLLER LEAD	43,659.20	43,659.20	0.00	44,039.52	2,896.66	0.00	46,936.18
0000316169	*BUS OPERATOR	40,643.20	40,643.20	0.00	40,596.78	962.08	0.00	41,558.86
0000303970	*BUS OPERATOR	40,643.20	40,643.20	0.00	39,799.14	6,395.65	0.00	46,194.79
0000322836	CONTRACT PROFESSIONAL	0.00	0.00	0.00	128,625.00	0.00	0.00	128,625.00
0000303964	*BUS OPERATOR	40,643.20	40,643.20	0.00	45,925.23	9,306.09	0.00	55,231.32
0000305574	*BUS OPERATOR	40,643.20	40,643.20	0.00	42,626.89	11,544.58	0.00	54,171.47
0000322445	CONTRACT EMP ADMIN SUPPORT (DATE LAST EMPLOYED 30-MAY-12)	0.00	0.00	0.00	32,856.03	2,268.63	0.00	35,124.66
0000321213	*RAIL STATION CLEANER	28,412.80	28,412.80	0.00	25,927.83	1,080.86	0.00	27,008.69
0000305411	*JOURNEYMAN OVERHAULER	43,804.80	43,804.80	0.00	45,771.28	6,239.04	225.00	52,235.32
0000324229	PARKING SERVICES REP	22,483.50	22,483.50	0.00	22,996.88	4,343.76	432.38	27,773.02
0000307642	*JOURNEYMAN ELEC POWER ELECT	43,804.80	43,804.80	0.00	45,976.59	18,259.12	225.00	64,460.71

MARTOC REPORT

EE NUMBER	TITLE	FY 11	FY 12	DIFFERENCE	REGULAR	OVERTIME	OTHER	TOTAL
		BASE SALARY	BASE SALARY	+/-	EARNINGS	EARNINGS	EARNINGS	EARNINGS
0000316842	*SERVICEPERSON IV	34,008.00	34,008.00	0.00	37,705.05	7,151.64	130.80	44,987.49
0000319906	IT BUSINESS ANALYST III	73,206.90	73,206.90	0.00	73,207.16	0.00	0.00	73,207.16
0000323737	*BUS OPERATOR	31,491.20	31,491.20	0.00	31,109.46	1,864.31	0.00	32,973.77
0000306478	REVENUE OPERATIONS CONTROLLER	57,851.82	57,851.82	0.00	57,852.19	0.00	2,447.59	60,299.78
0000303757	*TRACK WALKER	43,118.40	43,118.40	0.00	43,529.54	1,865.73	0.00	45,395.27
0000324942	*MOBILITY OPERATOR	23,358.40	24,564.80	1,206.40	22,741.21	11,914.24	0.00	34,655.45
0000327570	TRANSIT POLICE OFFICER SR	43,305.60	43,305.60	0.00	30,022.44	9,759.44	0.00	39,781.88
0000305751	*BUS OPERATOR	40,643.20	40,643.20	0.00	41,269.99	1,613.89	0.00	42,883.88
0000324187	*RAIL STATION CLEANER	28,412.80	28,412.80	0.00	29,002.37	6,228.96	0.00	35,231.33
0000304122	*INSPECTOR	43,118.40	43,118.40	0.00	44,897.77	14,490.45	225.00	59,613.22
0000303273	*JOURNEYMAN OVERHAULER (DATE LAST EMPLOYED 01-JUL-12)	43,804.80	43,804.80	0.00	46,313.15	1,800.64	225.00	48,338.79
0000322967	TRANSIT POLICE OFFICER SR	45,032.00	46,841.60	1,809.60	46,452.47	40,594.96	2,598.00	89,645.43
0000320593	COMMUNITY OUTREACH PLANNER	54,357.68	54,357.68	0.00	54,357.78	0.00	1,463.49	55,821.27
0000324054	TRANSIT POLICE OFFICER SR	46,841.60	48,713.60	1,872.00	47,145.35	2,073.41	1,061.63	50,280.39
0000303774	*JOURNEYMAN ET-HVAC	43,804.80	43,804.80	0.00	41,227.57	2,238.80	225.00	43,691.37
0000302438	*BUS OPERATOR	40,643.20	40,643.20	0.00	42,120.28	11,072.31	0.00	53,192.59
0000305821	*RAIL OPERATOR (DATE LAST EMPLOYED 01-JUN-12)	40,643.20	40,643.20	0.00	41,775.49	1,885.12	0.00	43,660.61
0000303948	*BUS OPERATOR	40,643.20	40,643.20	0.00	43,294.95	12,845.47	0.00	56,140.42
0000323028	*BUS OPERATOR	37,606.40	40,643.20	3,036.80	38,992.83	4,451.85	0.00	43,444.68
0000302974	*JOURNEYMAN ET-COMPUTER MAINT	43,804.80	43,804.80	0.00	45,243.56	8,829.50	225.00	54,298.06
0000318742	*MOBILITY OPERATOR	28,766.40	30,409.60	1,643.20	30,526.64	272.41	0.00	30,799.05
0000326374	CONTRACT EMP ADMIN SUPPORT	0.00	0.00	0.00	40,558.15	182.45	0.00	40,740.60
0000314837	*JOURNEYMAN ET-RAIL CAR MAINT	41,080.00	41,080.00	0.00	37,643.55	711.00	225.00	38,579.55
0000304411	DIVISION DISPATCHER	50,731.20	50,731.20	0.00	50,731.20	1,341.45	1,951.20	54,023.85
0000304224	*JOURNEYMAN ET-HVAC	43,804.80	43,804.80	0.00	49,374.21	702.89	225.00	50,302.10
0000326278	*JOURNEYMAN ET-TRAIN CONTROL	39,603.20	41,392.00	1,788.80	42,153.95	17,656.19	225.00	60,035.14
0000321054	*MOBILITY OPERATOR	27,414.40	28,766.40	1,352.00	29,350.25	760.31	0.00	30,110.56
0000327310	*JOURNEYMAN RAIL CAR MECHANIC	41,080.00	41,080.00	0.00	32,078.26	237.01	377.32	32,692.59
0000326448	DIR BUS TRANSPORTATION (DATE LAST EMPLOYED 01-JUN-12)	122,272.02	122,272.02	0.00	117,823.98	0.00	10,268.97	128,092.95
0000302827	CONTRACT PROFESSIONAL	48,847.50	48,847.50	0.00	20,278.02	557.41	0.00	20,835.43
0000306477	TRANSIT POLICE OFFICER SR (DATE LAST EMPLOYED 23-JAN-12)	54,787.20	54,787.20	0.00	33,965.43	11,497.44	4,798.10	50,260.97
0000326622	*MOBILITY OPERATOR	23,358.40	23,358.40	0.00	21,245.33	977.09	0.00	22,222.42
0000304475	MGR COMMUNITY RELATIONS	80,999.88	80,999.88	0.00	81,000.02	0.00	5,088.88	86,088.90
0000321308	SUPV BUS MAINTENANCE	52,104.00	52,104.00	0.00	52,254.30	18,123.70	3,206.40	73,584.40

MARTOC REPORT

EE NUMBER	TITLE	FY 11 BASE SALARY	FY 12 BASE SALARY	DIFFERENCE +/-	REGULAR EARNINGS	OVERTIME EARNINGS	OTHER EARNINGS	TOTAL EARNINGS
0000322242	*MOBILITY OPERATOR	26,083.20	27,414.40	1,331.20	25,947.08	870.00	0.00	26,817.08
0000303336	*PT BUS OPERATOR	0.00	0.00	0.00	20,197.98	0.00	0.00	20,197.98
0000322136	*INSPECTOR	41,662.40	43,118.40	1,456.00	45,128.24	10,109.74	225.00	55,462.98
0000322559	*INSPECTOR	41,662.40	43,118.40	1,456.00	44,764.17	15,796.70	225.00	60,785.87
0000323365	*BUS OPERATOR (DATE LAST EMPLOYED 02-JUL-12)	34,548.80	37,606.40	3,057.60	28,002.49	1,882.96	0.00	29,885.45
0000321136	*BUS OPERATOR	40,643.20	40,643.20	0.00	37,347.95	2,691.12	0.00	40,039.07
0000318791	*RAIL OPERATOR	40,643.20	40,643.20	0.00	40,413.76	4,868.26	0.00	45,282.02
0000322106	*BUS OPERATOR	23,358.40	28,454.40	5,096.00	24,575.19	3,423.78	0.00	27,998.97
0000319277	*JOURNEYMAN RAIL CAR MECHANIC	43,804.80	43,804.80	0.00	46,508.95	94.78	225.00	46,828.73
0000321917	*INSPECTOR	43,118.40	43,118.40	0.00	47,516.01	2,798.60	225.00	50,539.61
0000306009	SCHEDULE ANALYST III (DATE LAST EMPLOYED 01-MAR-12)	51,637.04	51,637.04	0.00	35,749.01	0.00	993.02	36,742.03
0000315365	TRANSIT POLICE OFFICER SR	54,787.20	54,787.20	0.00	49,000.38	3,071.93	474.12	52,546.43
0000318125	PARALEGAL	43,270.50	43,270.50	0.00	42,771.48	0.00	0.00	42,771.48
0000306639	DIR INFORMATION TECH AUDIT (DATE LAST EMPLOYED 09-JUL-12)	103,742.60	103,742.60	0.00	103,742.69	0.00	9,576.24	113,318.93
0000326004	FOREMAN COMMUNICATION	51,001.60	51,001.60	0.00	51,001.60	8,483.92	0.00	59,485.52
0000302140	*JOURNEYMAN ET-TRAIN CONTROL	43,804.80	43,804.80	0.00	44,489.22	6,302.22	225.00	51,016.44
0000305604	*BUS OPERATOR	40,643.20	40,643.20	0.00	42,851.76	9,745.89	0.00	52,597.65
0000306360	*BUS OPERATOR	40,643.20	40,643.20	0.00	43,149.54	13,603.25	0.00	56,752.79
0000305701	SUPV RAIL LINE	40,643.20	48,048.00	7,404.80	47,435.29	5,872.39	4,920.30	58,227.98
0000303356	*BUS OPERATOR	40,643.20	40,643.20	0.00	41,259.57	3,325.27	0.00	44,584.84
0000315388	*BUS OPERATOR	40,643.20	40,643.20	0.00	37,345.66	1,915.54	0.00	39,261.20
0000303900	*BUS OPERATOR	40,643.20	40,643.20	0.00	42,993.98	10,577.02	0.00	53,571.00
0000314856	*BUS OPERATOR	40,643.20	40,643.20	0.00	32,352.98	821.15	0.00	33,174.13
0000323732	*BUS OPERATOR	34,548.80	37,606.40	3,057.60	36,733.11	2,659.21	0.00	39,392.32
0000326725	*BUS OPERATOR	28,454.40	28,454.40	0.00	27,117.99	2,264.75	0.00	29,382.74
0000304779	*JOURNEYMAN RAIL CAR MECHANIC	43,804.80	43,804.80	0.00	44,102.26	3,885.59	225.00	48,212.85
0000303606	*BUS OPERATOR	40,643.20	40,643.20	0.00	42,380.48	13,215.86	0.00	55,596.34
0000302882	*BUS OPERATOR	40,643.20	40,643.20	0.00	39,403.39	2,978.56	0.00	42,381.95
0000305794	*BUS OPERATOR	40,643.20	40,643.20	0.00	38,851.62	3,996.34	900.41	43,748.37
0000316116	FIELD INSPECTOR	52,104.00	52,104.00	0.00	51,352.50	7,551.83	651.30	59,555.63
0000322233	SUPV BUS MAINTENANCE	52,104.00	52,104.00	0.00	52,104.00	8,917.90	0.00	61,021.90
0000315071	MOBILITY SYSTEM DATA SPECIALIST	30,654.00	30,654.00	0.00	29,231.34	1,497.33	0.00	30,728.67
0000326346	INSTRUCTOR PERSONAL COMPUTERS	47,521.24	47,521.24	0.00	47,521.77	0.00	0.00	47,521.77
0000302345	*JOURNEYMAN ET-TRAIN CONTROL	43,804.80	43,804.80	0.00	46,118.76	17,516.73	225.00	63,860.49

MARTOC REPORT

EE NUMBER	TITLE	FY 11	FY 12	DIFFERENCE	REGULAR	OVERTIME	OTHER	TOTAL
		BASE SALARY	BASE SALARY	+/-	EARNINGS	EARNINGS	EARNINGS	EARNINGS
0000320696	TRANSIT POLICE OFFICER SR	46,841.60	48,713.60	1,872.00	48,718.48	48,989.14	2,342.00	100,049.62
0000306372	OFFICE ADMINISTRATOR II	52,962.26	52,962.26	0.00	52,962.90	0.00	1,018.51	53,981.41
0000323174	QA ENGINEER RECEIVING	73,759.92	73,759.92	0.00	73,761.61	0.00	7,092.32	80,853.93
0000305358	MOBILITY SCHEDULER I	34,983.00	34,983.00	0.00	35,054.76	2,334.49	2,332.20	39,721.45
0000304889	*JOURNEYMAN OVERHAULER	43,804.80	43,804.80	0.00	46,160.88	6,310.11	225.00	52,695.99
0000305906	MAINTENANCE PLANNER BUS	58,073.60	58,073.60	0.00	58,073.60	0.00	6,700.80	64,774.40
0000303075	*BUS OPERATOR	40,643.20	40,643.20	0.00	33,039.79	215.46	0.00	33,255.25
0000303779	TRANSIT POLICE OFFICER SR	54,787.20	54,787.20	0.00	51,889.80	34,284.84	9,377.04	95,551.68
0000305832	*JOURNEYMAN RAIL CAR MECHANIC	39,603.20	43,804.80	4,201.60	44,089.84	1,371.74	450.00	45,911.58
0000305392	*BUS OPERATOR	40,643.20	40,643.20	0.00	43,245.29	2,626.59	0.00	45,871.88
0000321059	*BUS OPERATOR	40,643.20	40,643.20	0.00	42,460.03	2,863.23	0.00	45,323.26
0000321776	*SERVICEPERSON IV	32,281.60	34,008.00	1,726.40	33,111.68	6,978.18	0.00	40,089.86
0000322566	*RAIL STATION CLEANER	28,412.80	28,412.80	0.00	28,770.15	2,192.43	0.00	30,962.58
0000320548	*BUS OPERATOR	40,643.20	40,643.20	0.00	36,210.24	1,459.19	0.00	37,669.43
0000303106	*SERVICEPERSON II	31,824.00	31,824.00	0.00	34,322.00	0.00	0.00	34,322.00
0000306286	SUPT RAIL LINE	61,800.18	61,800.18	0.00	60,611.97	0.00	7,606.19	68,218.16
0000304159	*BUS OPERATOR	40,643.20	40,643.20	0.00	38,528.81	1,442.15	0.00	39,970.96
0000310754	*BUS OPERATOR	40,643.20	40,643.20	0.00	47,467.45	527.34	0.00	47,994.79
0000306095	*BUS OPERATOR	40,643.20	40,643.20	0.00	36,605.79	58.63	0.00	36,664.42
0000304746	SUPV PARKING SERVICES	31,102.50	31,102.50	0.00	31,102.76	1,228.18	0.00	32,330.94
0000320613	*SERVICEPERSON I (A)	32,281.60	32,281.60	0.00	32,323.84	919.56	0.00	33,243.40
0000321797	MECHANICAL ENGINEER VI	81,660.80	81,660.80	0.00	81,661.90	0.00	0.00	81,661.90
0000316267	*BUS OPERATOR	40,643.20	40,643.20	0.00	35,865.52	2,285.42	0.00	38,150.94
0000321941	TRANSIT POLICE OFFICER SR	46,841.60	48,713.60	1,872.00	48,995.91	34,585.19	3,278.80	86,859.90
0000302028	*BUS OPERATOR	40,643.20	40,643.20	0.00	40,562.17	65.72	0.00	40,627.89
0000326542	TRANSIT POLICE OFFICER SR	41,641.60	43,305.60	1,664.00	42,153.92	58,551.12	0.00	100,705.04
0000315791	ROOF INSPECTOR	53,169.22	53,169.22	0.00	43,492.94	0.00	8,486.67	51,979.61
0000304090	*MOBILITY OPERATOR	30,409.60	30,409.60	0.00	33,401.46	14,194.37	0.00	47,595.83
0000307142	SYSTEM SAFETY AUDITOR	78,000.00	78,000.00	0.00	75,000.00	0.00	0.00	75,000.00
0000306561	*INSPECTOR	43,118.40	43,118.40	0.00	45,619.33	10,261.48	225.00	56,105.81
0000317817	TRANSPORTATION PLANNER III	59,612.54	59,612.54	0.00	59,612.80	0.00	0.00	59,612.80
0000305742	*DYNAMOMETER OPERATOR	43,804.80	43,804.80	0.00	53,505.08	8,805.83	225.00	62,535.91
0000315281	*BUS OPERATOR	40,643.20	40,643.20	0.00	43,606.42	32,018.21	0.00	75,624.63
0000324719	*JOURNEYMAN ET-TRAIN CONTROL	41,392.00	43,804.80	2,412.80	44,039.04	17,059.86	225.00	61,323.90
0000302424	MAINTENANCE PLANNER BUS	53,248.00	53,248.00	0.00	51,200.00	409.60	0.00	51,609.60

MARTOC REPORT

EE NUMBER	TITLE	FY 11 BASE SALARY	FY 12 BASE SALARY	DIFFERENCE +/-	REGULAR EARNINGS	OVERTIME EARNINGS	OTHER EARNINGS	TOTAL EARNINGS
0000327680	*JOURNEYMAN ELEC POWER ELECT	39,603.20	39,603.20	0.00	23,733.36	228.48	0.00	23,961.84
0000319388	COST ANALYST	61,053.72	61,053.72	0.00	61,053.89	0.00	3,992.00	65,045.89
0000302870	*JOURNEYMAN OVERHAULER (DATE LAST EMPLOYED 01-FEB-12)	43,804.80	43,804.80	0.00	24,307.52	1,263.60	225.00	25,796.12
0000303961	*JOURNEYMAN RAIL CAR MECHANIC	43,804.80	43,804.80	0.00	44,000.56	3,356.47	435.60	47,792.63
0000319604	*JOURNEYMAN RAIL CAR MECHANIC	43,804.80	43,804.80	0.00	43,886.48	31.59	225.00	44,143.07
0000302475	*JOURNEYMAN ET-RAIL CAR MAINT	43,804.80	43,804.80	0.00	44,600.08	6,736.64	225.00	51,561.72
0000302065	*JOURNEYMAN RAIL CAR MECHANIC	43,804.80	43,804.80	0.00	51,276.69	4,770.09	225.00	56,271.78
0000322111	*BUS OPERATOR	31,491.20	31,491.20	0.00	28,863.85	4,196.14	0.00	33,059.99
0000302381	*BUS OPERATOR	40,643.20	40,643.20	0.00	44,342.66	16,593.03	0.00	60,935.69
0000305668	MECHANICAL ENGINEER VI	63,550.50	73,218.86	9,668.36	64,716.34	0.00	0.00	64,716.34
0000326988	CONTRACT PROFESSIONAL (DATE LAST EMPLOYED 04-NOV-11)	74,470.50	74,470.50	0.00	24,059.79	0.00	0.00	24,059.79
0000318190	TRANSIT POLICE OFFICER SR	48,713.60	50,668.80	1,955.20	48,713.60	3,161.74	2,810.40	54,685.74
0000315197	*RAIL OPERATOR	40,643.20	40,643.20	0.00	42,201.85	6,734.60	0.00	48,936.45
0000321780	*BUS OPERATOR (DATE LAST EMPLOYED 04-APR-12)	37,606.40	40,643.20	3,036.80	33,115.97	3,180.08	0.00	36,296.05
0000306020	*BUS OPERATOR	40,643.20	40,643.20	0.00	43,691.57	12,543.37	0.00	56,234.94
0000317200	*STRUCTURAL INSPECTOR	43,118.40	43,118.40	0.00	45,875.40	5,045.21	0.00	50,920.61
0000322669	*JOURNEYMAN ELEC POWER ELECT	43,804.80	43,804.80	0.00	38,442.40	3,301.17	225.00	41,968.57
0000305683	*JOURNEYMAN RAIL CAR MECHANIC	43,804.80	43,804.80	0.00	46,887.44	3,790.80	225.00	50,903.24
0000304675	*AA INSPECTOR	43,804.80	43,804.80	0.00	47,483.06	17,208.75	225.00	64,916.81
0000322164	BENEFITS-CUSTOMER SVC REP	40,000.22	40,000.22	0.00	40,000.53	0.00	2,666.91	42,667.44
0000322095	TRANSIT POLICE OFFICER SR	43,305.60	46,841.60	3,536.00	45,840.18	19,835.66	0.00	65,675.84
0000317108	*JOURNEYMAN ET-HVAC	43,804.80	43,804.80	0.00	37,663.16	2,037.57	435.60	40,136.33
0000306251	TRANSIT POLICE OFFICER SPECIAL	54,787.20	56,971.20	2,184.00	56,770.32	12,723.61	0.00	69,493.93
0000323598	*BUS OPERATOR	34,548.80	37,606.40	3,057.60	37,124.58	3,292.02	0.00	40,416.60
0000322096	OFFICE ADMINISTRATOR II	51,021.88	51,021.88	0.00	51,022.40	0.00	0.00	51,022.40
0000315131	FARE COLLECTION COORDINATOR OP	48,184.50	48,184.50	0.00	48,407.16	1,816.22	0.00	50,223.38
0000321042	*JOURNEYMAN SUPPORT EQUIPMENT	43,804.80	43,804.80	0.00	44,628.77	2,069.17	225.00	46,922.94
0000323252	SUPV BUS TRANSPORTATION	34,548.80	48,048.00	13,499.20	39,584.22	5,436.85	0.00	45,021.07
0000323207	TRANSIT POLICE OFFICER SR (DATE LAST EMPLOYED 23-MAR-12)	45,032.00	45,032.00	0.00	34,520.96	13,582.74	2,893.96	50,997.66
0000306541	*RAIL OPERATOR	40,643.20	40,643.20	0.00	43,430.28	16,404.22	0.00	59,834.50
0000325278	TRANSIT POLICE OFFICER SR	41,641.60	45,032.00	3,390.40	42,679.95	4,376.69	3,603.60	50,660.24
0000304331	*MATERIAL CONTROLLER	42,369.60	42,369.60	0.00	47,592.40	3,549.57	0.00	51,141.97
0000303185	*BUS OPERATOR	40,643.20	40,643.20	0.00	38,810.94	1,471.97	0.00	40,282.91
0000302015	*BUS OPERATOR	40,643.20	40,643.20	0.00	42,767.16	6,653.82	482.64	49,903.62

MARTOC REPORT

EE NUMBER	TITLE	FY 11 BASE SALARY	FY 12 BASE SALARY	DIFFERENCE +/-	REGULAR EARNINGS	OVERTIME EARNINGS	OTHER EARNINGS	TOTAL EARNINGS
0000314952	*TRACK WALKER	43,118.40	43,118.40	0.00	43,966.54	1,718.01	0.00	45,684.55
0000305205	*SERVICEPERSON I	31,824.00	31,824.00	0.00	35,101.12	8,620.33	0.00	43,721.45
0000304020	MGR REVENUE ADMINISTRATION	74,834.76	74,834.76	0.00	74,834.92	0.00	0.00	74,834.92
0000323026	*INSPECTOR	40,206.40	40,206.40	0.00	44,381.63	9,702.48	225.00	54,309.11
0000304439	TRANSIT POLICE OFFICER SPECIAL	56,971.20	56,971.20	0.00	57,820.33	9,038.75	5,587.56	72,446.64
0000304363	*AA INSPECTOR	43,804.80	43,804.80	0.00	37,487.79	189.58	0.00	37,677.37
0000306605	*BUS OPERATOR	40,643.20	40,643.20	0.00	45,144.88	24,169.46	0.00	69,314.34
0000304371	*MATERIAL CONTROLLER	42,369.60	42,369.60	0.00	43,097.02	427.79	0.00	43,524.81
0000304053	*AA INSPECTOR	43,804.80	43,804.80	0.00	43,738.99	17,390.47	225.00	61,354.46
0000304060	*TRACK MAINTAINER	43,118.40	43,118.40	0.00	40,805.38	5,123.00	0.00	45,928.38
0000322333	*INSPECTOR	40,206.40	41,267.20	1,060.80	44,059.31	15,285.77	225.00	59,570.08
0000320034	*JOURNEYMAN ET-TELEPHONE MAINT	43,804.80	43,804.80	0.00	52,257.74	14,334.06	225.00	66,816.80
0000304531	*BUS OPERATOR	40,643.20	40,643.20	0.00	41,525.25	6,296.92	172.54	47,994.71
0000306233	SCHEDULE DISTRIBUTION CLERK	27,105.00	27,105.00	0.00	27,000.75	750.60	3,092.75	30,844.10
0000322365	*BUS OPERATOR	31,491.20	31,491.20	0.00	32,318.42	2,721.63	0.00	35,040.05
0000321361	*SERVICEPERSON IV	34,008.00	34,008.00	0.00	34,413.64	4,350.02	0.00	38,763.66
0000324946	*BUS OPERATOR	23,358.40	28,454.40	5,096.00	23,399.27	1,258.84	0.00	24,658.11
0000323675	*MOBILITY OPERATOR	24,564.80	26,083.20	1,518.40	25,709.77	996.55	0.00	26,706.32
0000315958	*JOURNEYMAN ET-LABORATORY	43,804.80	43,804.80	0.00	45,202.64	47.39	225.00	45,475.03
0000306034	SUPV ACCOUNTING	68,510.00	68,510.00	0.00	68,510.11	0.00	8,160.78	76,670.89
0000325029	TRANSIT POLICE OFFICER SR (DATE LAST EMPLOYED 28-JUL-12)	41,641.60	43,305.60	1,664.00	42,635.48	8,485.83	0.00	51,121.31
0000323007	TRANSIT POLICE OFFICER SR	46,841.60	48,713.60	1,872.00	47,460.58	4,420.44	0.00	51,881.02
0000304773	CONTRACT PROFESSIONAL	0.00	0.00	0.00	61,051.25	373.75	0.00	61,425.00
0000320556	SR RIGHT OF WAY SPECIALIST	70,963.36	70,963.36	0.00	70,964.31	0.00	4,803.69	75,768.00
0000303355	*BUS OPERATOR	40,643.20	40,643.20	0.00	37,167.19	6,569.76	0.00	43,736.95
0000320313	SR BUYER	55,070.34	55,070.34	0.00	54,661.13	0.00	2,118.09	56,779.22
0000303078	*BUS OPERATOR	40,643.20	40,643.20	0.00	41,113.79	2,398.59	0.00	43,512.38
0000305562	SUPV RISK MGMT DATA MAINT	42,684.46	42,684.46	0.00	42,684.93	0.00	820.86	43,505.79
0000304943	*RAIL OPERATOR	40,643.20	40,643.20	0.00	40,559.60	9,249.22	0.00	49,808.82
0000302691	MGR SPECIAL PROJECTS & ANALYSI	84,105.84	84,105.84	0.00	84,106.09	0.00	5,635.10	89,741.19
0000326619	*MOBILITY OPERATOR	23,358.40	23,358.40	0.00	21,402.52	341.16	269.52	22,013.20
0000321874	MGR RADIO AFC GATE SYSTEMS (DATE LAST EMPLOYED 20-MAR-12)	85,482.80	85,482.80	0.00	64,769.88	0.00	13,346.72	78,116.60
0000304057	*JOURNEYMAN ET-HVAC	43,804.80	43,804.80	0.00	45,834.44	126.36	1,067.40	47,028.20
0000304991	*JOURNEYMAN ELEC POWER ELECT	43,804.80	43,804.80	0.00	45,193.35	13,599.61	225.00	59,017.96

MARTOC REPORT

EE NUMBER	TITLE	FY 11	FY 12	DIFFERENCE	REGULAR	OVERTIME	OTHER	TOTAL
		BASE SALARY	BASE SALARY	+/-	EARNINGS	EARNINGS	EARNINGS	EARNINGS
0000303978	CLAIMS ADJUSTER III-WKRS COMP	59,269.34	59,269.34	0.00	60,317.85	0.00	5,015.71	65,333.56
0000305816	*INSPECTOR	43,118.40	43,118.40	0.00	44,386.69	4,431.09	556.68	49,374.46
0000322103	*BUS OPERATOR	31,491.20	31,491.20	0.00	28,316.36	3,421.87	0.00	31,738.23
0000320434	*SERVICEPERSON I	31,824.00	31,824.00	0.00	31,987.64	1,682.28	0.00	33,669.92
0000322543	*BUS OPERATOR	37,606.40	40,643.20	3,036.80	29,955.23	1,512.39	144.64	31,612.26
0000327329	STAT PERFORM BUDGET ANALYST	80,000.18	80,000.18	0.00	64,308.06	0.00	0.00	64,308.06
0000305108	*BUS OPERATOR	40,643.20	40,643.20	0.00	45,111.56	16,616.78	0.00	61,728.34
0000302704	SUPV RAIL LINE	50,731.20	50,731.20	0.00	49,017.83	10,953.68	780.48	60,751.99
0000323522	*BUS OPERATOR	34,548.80	37,606.40	3,057.60	33,677.62	2,391.05	0.00	36,068.67
0000305909	*JOURNEYMAN ET-HVAC	43,804.80	43,804.80	0.00	44,870.95	837.15	225.00	45,933.10
0000305620	*AA INSPECTOR	43,804.80	43,804.80	0.00	45,036.60	379.09	225.00	45,640.69
0000306577	*REPROGRAPHICS SPEC II	32,760.00	32,760.00	0.00	32,148.58	431.16	0.00	32,579.74
0000302300	*MOBILITY OPERATOR	30,409.60	30,409.60	0.00	30,541.21	11,496.94	0.00	42,038.15
0000319275	*TRACK MAINTAINER	43,118.40	43,118.40	0.00	42,297.88	3,552.65	0.00	45,850.53
0000321240	SR DEVELOPMENT ASSOCIATE	72,000.24	72,000.24	0.00	72,000.33	0.00	1,384.62	73,384.95
0000302111	*JOURNEYMAN ET-RADIO MAINT	43,804.80	43,804.80	0.00	42,943.87	10,456.38	225.00	53,625.25
0000319274	*JOURNEYMAN ET-HVAC	43,804.80	43,804.80	0.00	44,995.87	1,003.00	225.00	46,223.87
0000322925	*JOURNEYMAN ET-TRAIN CONTROL	43,804.80	43,804.80	0.00	44,286.54	2,937.91	646.20	47,870.65
0000321023	*BUS OPERATOR	40,643.20	40,643.20	0.00	45,619.21	7,272.70	0.00	52,891.91
0000320575	*MOBILITY OPERATOR	28,766.40	30,409.60	1,643.20	27,786.94	994.46	116.96	28,898.36
0000306341	*RAIL STATION CLEANER	28,412.80	28,412.80	0.00	28,940.91	3,391.10	109.28	32,441.29
0000306012	*BUS OPERATOR	40,643.20	40,643.20	0.00	36,454.55	1,354.81	0.00	37,809.36
0000306132	*STATION AGENT	37,169.60	37,169.60	0.00	38,583.99	8,356.54	0.00	46,940.53
0000320016	*BUS OPERATOR	37,606.40	40,643.20	3,036.80	39,247.26	1,384.11	0.00	40,631.37
0000322249	*BUS OPERATOR	37,606.40	40,643.20	3,036.80	40,491.18	4,910.49	0.00	45,401.67
0000323527	*BUS OPERATOR	34,548.80	37,606.40	3,057.60	38,826.47	7,457.26	0.00	46,283.73
0000318109	TRANSIT POLICE OFFICER SR	52,686.40	54,787.20	2,100.80	53,704.48	13,260.36	0.00	66,964.84
0000317521	TRANSIT POLICE OFFICER SPECIAL	52,686.40	54,787.20	2,100.80	58,301.26	38,641.30	0.00	96,942.56
0000303152	*SERVICEPERSON I	31,824.00	31,824.00	0.00	34,206.99	1,371.27	0.00	35,578.26
0000321926	ENTERPRISE TELE ENGINEER (DATE LAST EMPLOYED 06-MAR-12)	68,040.96	68,040.96	0.00	47,105.34	0.00	5,016.55	52,121.89
0000323612	*BUS OPERATOR (DATE LAST EMPLOYED 13-DEC-11)	34,548.80	37,606.40	3,057.60	20,093.86	916.92	0.00	21,010.78
0000317429	MGR CLIENT TECHNOLOGIES	92,349.14	92,349.14	0.00	90,573.45	0.00	6,187.40	96,760.85
0000303133	*BUS OPERATOR	40,643.20	40,643.20	0.00	43,025.10	14,039.92	0.00	57,065.02
0000323608	*BUS OPERATOR	34,548.80	37,606.40	3,057.60	36,971.08	4,118.59	0.00	41,089.67
0000305426	*BUS OPERATOR	40,643.20	40,643.20	0.00	42,633.41	16,068.44	0.00	58,701.85

MARTOC REPORT

EE NUMBER	TITLE	FY 11 BASE SALARY	FY 12 BASE SALARY	DIFFERENCE +/-	REGULAR EARNINGS	OVERTIME EARNINGS	OTHER EARNINGS	TOTAL EARNINGS
0000304241	*BUS OPERATOR	40,643.20	40,643.20	0.00	41,348.14	2,261.80	0.00	43,609.94
0000302327	*RAIL OPERATOR	40,643.20	40,643.20	0.00	44,539.90	16,883.84	0.00	61,423.74
0000305215	*BUS OPERATOR	40,643.20	40,643.20	0.00	47,649.23	32,404.78	0.00	80,054.01
0000306022	*BUS OPERATOR	40,643.20	40,643.20	0.00	37,521.48	16,832.44	0.00	54,353.92
0000321296	PARKING SERVICES ADMINISTRATOR	51,304.50	51,304.50	0.00	51,304.76	0.00	4,933.14	56,237.90
0000315535	*SR TRAFFIC CHECKER	32,427.20	32,427.20	0.00	33,374.34	7,904.28	0.00	41,278.62
0000302655	TRANSIT POLICE OFFICER SPECIAL	56,971.20	56,971.20	0.00	57,080.76	71,035.98	0.00	128,116.74
0000303550	*INSPECTOR	43,118.40	43,118.40	0.00	43,873.93	139.95	225.00	44,238.88
0000322681	*INSPECTOR	41,662.40	43,118.40	1,456.00	44,156.63	16,114.75	225.00	60,496.38
0000305896	*BUS OPERATOR	40,643.20	40,643.20	0.00	32,828.95	7,150.04	0.00	39,978.99
0000305262	*JOURNEYMAN ET-RAIL CAR MAINT	43,804.80	43,804.80	0.00	43,878.51	6,373.32	225.00	50,476.83
0000315425	MEDIA SALES REP	22,620.00	22,620.00	0.00	20,958.40	2,535.00	0.00	23,493.40
0000324539	*SERVICEPERSON I (A)	32,281.60	32,281.60	0.00	32,736.57	4,146.45	0.00	36,883.02
0000302842	*BUS OPERATOR	40,643.20	40,643.20	0.00	42,466.05	15,181.24	0.00	57,647.29
0000304638	FOREMAN TRACK & STRCT	54,454.40	54,454.40	0.00	47,909.40	15,276.03	10,733.80	73,919.23
0000303989	*BUS OPERATOR	40,643.20	40,643.20	0.00	34,518.13	4,473.76	188.96	39,180.85
0000303655	*SERVICEPERSON IV	34,008.00	34,008.00	0.00	36,121.30	5,447.86	0.00	41,569.16
0000322574	*APPRENTICE MECHANIC	30,680.00	36,920.00	6,240.00	33,721.28	0.00	0.00	33,721.28
0000305352	PROGRAM ADMIN MAINT OPERATIONS	76,253.32	83,878.60	7,625.28	77,864.68	0.00	5,865.66	83,730.34
0000302551	*SERVICEPERSON V	43,118.40	43,118.40	0.00	47,894.84	11,940.50	0.00	59,835.34
0000314884	CUSTOMER CARE FIELD REP	34,710.00	34,710.00	0.00	20,826.00	0.00	0.00	20,826.00
0000317547	WEB DEVELOPER III	73,760.18	73,760.18	0.00	73,760.57	0.00	4,331.07	78,091.64
0000318490	BREEZE CARD FULFILLMENT AGENT	27,631.50	27,631.50	0.00	27,929.34	967.13	0.00	28,896.47
0000311292	DISPATCHER RADIO COMMUNICATION	48,588.80	48,588.80	0.00	48,401.92	14,296.32	6,073.60	68,771.84
0000322695	*BUS OPERATOR	37,606.40	40,643.20	3,036.80	39,866.65	1,515.24	0.00	41,381.89
0000321366	*BUS OPERATOR	37,606.40	40,643.20	3,036.80	38,761.70	296.07	0.00	39,057.77
0000305449	*JOURNEYMAN BODY REPAIR	43,804.80	43,804.80	0.00	49,460.77	331.70	225.00	50,017.47
0000305153	SUPV MOBILITY RESERVATIONS	53,244.88	53,244.88	0.00	53,245.41	0.00	6,314.32	59,559.73
0000317106	DIR RAIL TRANSPORTATION	109,720.26	109,720.26	0.00	109,720.70	0.00	4,220.01	113,940.71
0000303859	*BUS OPERATOR	40,643.20	40,643.20	0.00	38,390.56	10,966.85	0.00	49,357.41
0000302356	ASST SUPT MOBILITY DISPATCH	46,312.50	46,312.50	0.00	46,312.76	0.00	6,234.38	52,547.14
0000303451	SUPV BUS & RAIL STORES	55,848.00	55,848.00	0.00	55,848.00	429.60	7,195.80	63,473.40
0000326470	*JOURNEYMAN ELEC POWER ELECT	39,603.20	41,080.00	1,476.80	40,955.21	13,416.86	450.00	54,822.07
0000304370	*BUS OPERATOR	28,454.40	28,454.40	0.00	27,340.38	4,060.47	0.00	31,400.85

MARTOC REPORT

EE NUMBER	TITLE	FY 11	FY 12	DIFFERENCE	REGULAR	OVERTIME	OTHER	TOTAL
		BASE SALARY	BASE SALARY	+/-	EARNINGS	EARNINGS	EARNINGS	EARNINGS
0000322191	CHF PROJECT SCHEDULER	85,000.24	85,000.24	0.00	62,115.91	0.00	0.00	62,115.91
0000305936	*TRACK WALKER	43,118.40	43,118.40	0.00	44,712.87	4,796.44	0.00	49,509.31
0000322539	*BUS OPERATOR	37,606.40	40,643.20	3,036.80	38,759.75	2,633.54	0.00	41,393.29
0000315092	*BUS OPERATOR	40,643.20	40,643.20	0.00	41,973.94	3,168.41	0.00	45,142.35
0000321620	*BUS OPERATOR	37,606.40	40,643.20	3,036.80	46,502.63	11,883.46	0.00	58,386.09
0000303991	CONTRACT SPECIALIST III	73,048.04	73,048.04	0.00	73,048.25	0.00	7,023.85	80,072.10
0000307138	*JOURNEYMAN ET-RADIO MAINT	43,804.80	43,804.80	0.00	43,412.18	5,315.08	225.00	48,952.26
0000326265	*JOURNEYMAN RAIL CAR MECHANIC	41,080.00	41,080.00	0.00	31,992.44	229.60	225.00	32,447.04
0000317451	CONTRACT PROFESSIONAL (DATE LAST EMPLOYED 27-JAN-12)	0.00	0.00	0.00	75,205.00	0.00	0.00	75,205.00
0000303980	*SERVICEPERSON I (A)	32,281.60	32,281.60	0.00	35,844.25	4,987.74	0.00	40,831.99
0000323431	*BUS OPERATOR	34,548.80	37,606.40	3,057.60	21,854.21	1,378.84	0.00	23,233.05
0000302455	*BUS OPERATOR	40,643.20	40,643.20	0.00	42,142.51	4,428.44	0.00	46,570.95
0000304335	*SERVICEPERSON I	31,824.00	31,824.00	0.00	33,775.03	9,775.41	0.00	43,550.44
0000303059	*SERVICEPERSON V	43,118.40	43,118.40	0.00	46,775.42	10,245.81	207.30	57,228.53
0000304657	*BUS OPERATOR	40,643.20	40,643.20	0.00	40,111.20	3,449.79	0.00	43,560.99
0000320831	*BUS OPERATOR	40,643.20	40,643.20	0.00	34,634.90	1,533.58	0.00	36,168.48
0000304498	*RAIL OPERATOR	40,643.20	40,643.20	0.00	43,605.25	6,939.74	0.00	50,544.99
0000306977	TRANSIT POLICE OFFICER SR	54,787.20	54,787.20	0.00	55,169.14	29,405.35	3,424.20	87,998.69
0000306614	ACCOUNTING SPECIALIST III	36,972.00	43,738.50	6,766.50	36,990.96	1,144.71	1,993.84	40,129.51
0000323661	*SERVICEPERSON IV	32,281.60	34,008.00	1,726.40	35,781.07	8,240.76	0.00	44,021.83
0000303446	TRANSIT POLICE SERGEANT	65,936.00	65,936.00	0.00	68,995.05	36,352.09	2,219.00	107,566.14
0000304918	*JOURNEYMAN RAIL CAR MECHANIC	43,804.80	43,804.80	0.00	45,005.80	9,098.67	225.00	54,329.47
0000323622	*BUS OPERATOR	34,548.80	37,606.40	3,057.60	36,125.99	1,270.99	0.00	37,396.98
0000306340	*BUS OPERATOR	40,643.20	40,643.20	0.00	41,295.47	515.17	0.00	41,810.64
0000303199	ORG LEARNING SPECIALIST III	60,204.30	60,204.30	0.00	51,824.91	0.00	9,053.86	60,878.77
0000327669	*INSPECTOR	39,603.20	39,603.20	0.00	24,009.44	1,098.15	0.00	25,107.59
0000305241	*BUS OPERATOR	40,643.20	40,643.20	0.00	41,878.04	11,635.49	0.00	53,513.53
0000303704	*CUSTOMER INFORMATION OPERATOR	31,699.20	31,699.20	0.00	32,122.11	2,017.44	0.00	34,139.55
0000304204	*BUS OPERATOR	40,643.20	40,643.20	0.00	42,455.66	7,663.56	0.00	50,119.22
0000306147	*BUS OPERATOR	40,643.20	40,643.20	0.00	22,897.59	575.16	0.00	23,472.75
0000322938	PERFORMANCE ANALYST	66,700.40	66,700.40	0.00	66,700.45	0.00	0.00	66,700.45
0000306317	*MOBILITY OPERATOR	30,409.60	30,409.60	0.00	30,606.99	10,356.58	0.00	40,963.57
0000303877	*BUS OPERATOR	40,643.20	40,643.20	0.00	40,282.20	3,810.55	0.00	44,092.75
0000305519	SUPV PARKING SERVICES	28,957.50	28,957.50	0.00	28,987.48	2,153.39	1,782.01	32,922.88
0000321871	AUDITOR II	52,099.32	52,099.32	0.00	52,099.59	0.00	0.00	52,099.59

MARTOC REPORT

EE NUMBER	TITLE	FY 11 BASE SALARY	FY 12 BASE SALARY	DIFFERENCE +/-	REGULAR EARNINGS	OVERTIME EARNINGS	OTHER EARNINGS	TOTAL EARNINGS
0000325272	TRANSIT POLICE OFFICER	35,609.60	41,641.60	6,032.00	39,246.78	17,097.00	3,769.54	60,113.32
0000304785	*BUS OPERATOR	40,643.20	40,643.20	0.00	43,805.05	4,743.90	0.00	48,548.95
0000303465	*JOURNEYMAN RAIL CAR MECHANIC	43,804.80	43,804.80	0.00	45,843.11	4,793.85	225.00	50,861.96
0000305434	*RAIL OPERATOR	40,643.20	40,643.20	0.00	42,946.16	16,799.90	0.00	59,746.06
0000302938	RAIL SERVICES CONTROLLER	55,120.00	57,720.00	2,600.00	51,340.00	4,965.38	1,693.79	57,999.17
0000315438	AUDIT COORDINATOR	45,430.58	45,430.58	0.00	45,081.58	0.00	0.00	45,081.58
0000323619	*BUS OPERATOR	31,491.20	31,491.20	0.00	23,941.40	1,351.56	0.00	25,292.96
0000323597	*SERVICEPERSON I (A)	24,564.80	29,182.40	4,617.60	31,211.87	752.69	0.00	31,964.56
0000304929	*BUS OPERATOR	40,643.20	40,643.20	0.00	40,147.61	2,127.21	0.00	42,274.82
0000306442	*BUS OPERATOR	40,643.20	40,643.20	0.00	38,443.73	2,248.11	0.00	40,691.84
0000304268	*BUS OPERATOR	40,643.20	40,643.20	0.00	42,612.30	9,117.17	0.00	51,729.47
0000316339	*JOURNEYMAN ELEC POWER ELECT	41,392.00	42,390.40	998.40	42,095.84	17,859.88	450.00	60,405.72
0000321224	TRANSIT POLICE OFFICER SPECIAL	50,668.80	52,686.40	2,017.60	51,893.07	49,152.10	4,969.00	106,014.17
0000325097	MGR RETAIL DEV & CONCESSIONS	95,000.10	95,000.10	0.00	95,000.36	0.00	0.00	95,000.36
0000303734	*BUS OPERATOR	40,643.20	40,643.20	0.00	42,930.35	7,970.47	0.00	50,900.82
0000318974	SUPV FIELD RESEARCH	0.00	0.00	0.00	27,390.38	6,132.44	0.00	33,522.82
0000305939	CUSTOMER CARE REP (DATE LAST EMPLOYED 01-APR-12)	39,663.00	39,663.00	0.00	31,244.48	0.00	470.67	31,715.15
0000326879	CIIT-POLICE DISPATCHER	33,696.00	33,696.00	0.00	32,861.38	1,865.14	0.00	34,726.52
0000321356	*INSPECTOR	43,118.40	43,118.40	0.00	44,548.66	10,323.72	225.00	55,097.38
0000303916	SVC DESK SUPPORT AGENT	45,006.00	45,006.00	0.00	45,006.00	363.51	3,288.90	48,658.41
0000305583	TRANSIT POLICE OFFICER SR	54,787.20	54,787.20	0.00	55,564.24	21,418.02	2,317.92	79,300.18
0000304280	FOREMAN PAINT SHOP FACILITIES	54,993.54	54,993.54	0.00	54,729.44	15,890.20	12,426.46	83,046.10
0000321602	*RAIL STATION CLEANER	28,412.80	28,412.80	0.00	26,989.87	0.00	109.28	27,099.15
0000320449	CONTRACT EMP ADMIN SUPPORT	0.00	0.00	0.00	23,634.00	1,641.90	0.00	25,275.90
0000322496	TRANSIT POLICE OFFICER SR	45,032.00	46,841.60	1,809.60	46,748.86	17,524.42	866.00	65,139.28
0000303168	BUS/RAIL APC AFC ANALYST III	59,618.00	59,618.00	0.00	53,426.92	0.00	6,086.54	59,513.46
0000303125	MAINTENANCE PLANNER BUS	54,995.20	54,995.20	0.00	54,995.20	10,470.24	7,403.20	72,868.64
0000304134	TRANSIT POLICE SERGEANT	65,936.00	65,936.00	0.00	69,518.10	68,900.09	4,586.04	143,004.23
0000302110	*BUS OPERATOR	40,643.20	40,643.20	0.00	42,159.36	5,010.09	0.00	47,169.45
0000303920	*BUS OPERATOR	40,643.20	40,643.20	0.00	40,107.67	7,269.82	0.00	47,377.49
0000304349	MGR CONTRACTS	69,281.94	90,241.06	20,959.12	87,016.97	0.00	13,189.11	100,206.08
0000319098	COST ANALYST	55,762.72	61,053.72	5,291.00	59,833.01	0.00	3,758.73	63,591.74
0000302833	DEPARTMENT ADMINISTRATOR	59,340.58	59,340.58	0.00	59,340.96	0.00	0.00	59,340.96
0000306119	*BUS OPERATOR	40,643.20	40,643.20	0.00	46,354.02	11,041.87	0.00	57,395.89

MARTOC REPORT

EE NUMBER	TITLE	FY 11	FY 12	DIFFERENCE	REGULAR	OVERTIME	OTHER	TOTAL
		BASE SALARY	BASE SALARY	+/-	EARNINGS	EARNINGS	EARNINGS	EARNINGS
0000323699	*SERVICEPERSON VII GROUNDSKEEPR	32,281.60	32,281.60	0.00	31,509.05	250.26	0.00	31,759.31
0000305230	HUMAN RESOURCES PROC COORD	50,779.56	50,779.56	0.00	44,122.84	0.00	2,929.59	47,052.43
0000305810	*BUS OPERATOR	40,643.20	40,643.20	0.00	40,777.77	66.26	0.00	40,844.03
0000323321	*MOBILITY OPERATOR	24,564.80	26,083.20	1,518.40	20,230.49	1,767.71	0.00	21,998.20
0000320150	*MOBILITY OPERATOR	28,766.40	30,409.60	1,643.20	30,682.25	3,517.30	0.00	34,199.55
0000305188	*BUS DISPATCHER (BLOCKOUT)	41,662.40	41,662.40	0.00	39,054.72	7,858.96	0.00	46,913.68
0000324278	POLICE ADMINISTRATOR	55,580.20	55,580.20	0.00	55,580.84	0.00	0.00	55,580.84
0000320529	DBE COORDINATOR	46,522.06	46,522.06	0.00	43,182.49	0.00	3,340.07	46,522.56
0000302534	*BUS OPERATOR	40,643.20	40,643.20	0.00	41,664.41	5,288.36	0.00	46,952.77
0000319966	*RAIL STATION CLEANER	28,412.80	28,412.80	0.00	29,780.99	5,061.03	0.00	34,842.02
0000321357	FOREMAN BUILDINGS SUPP EQUIP	53,248.00	53,248.00	0.00	53,248.00	6,988.80	3,328.00	63,564.80
0000318193	TRANSIT POLICE OFFICER SR	50,668.80	50,668.80	0.00	51,667.56	31,808.07	3,118.08	86,593.71
0000302790	*BUS OPERATOR	40,643.20	40,643.20	0.00	43,144.97	1,585.61	0.00	44,730.58
0000302940	*BUS OPERATOR	40,643.20	40,643.20	0.00	40,070.65	617.34	0.00	40,687.99
0000320338	SR DIR TRANSIT SYSTEM PLANNING	81,094.00	104,960.70	23,866.70	83,902.56	0.00	0.00	83,902.56
0000318107	TRANSIT POLICE OFFICER SR	50,668.80	52,686.40	2,017.60	50,221.33	23,495.22	5,481.00	79,197.55
0000319661	*BUS OPERATOR	40,643.20	40,643.20	0.00	42,236.60	5,541.55	0.00	47,778.15
0000304284	SUPT RAIL TRANSPORTATION	68,985.28	68,985.28	0.00	68,985.80	0.00	12,762.69	81,748.49
0000323599	*MOBILITY OPERATOR	24,564.80	26,083.20	1,518.40	25,977.90	1,810.09	0.00	27,787.99
0000325326	*JOURNEYMAN ET-RADIO MAINT	41,392.00	42,390.40	998.40	45,657.02	14,887.94	225.00	60,769.96
0000305586	*STATION AGENT	37,169.60	37,169.60	0.00	37,741.47	3,102.73	0.00	40,844.20
0000302579	*SERVICEPERSON I (A)	32,281.60	32,281.60	0.00	32,537.24	128.04	0.00	32,665.28
0000303641	*BUS OPERATOR	40,643.20	40,643.20	0.00	39,683.09	628.51	162.19	40,473.79
0000321430	*SERVICEPERSON VII GROUNDSKEEPR	32,281.60	32,281.60	0.00	33,204.16	2,095.20	0.00	35,299.36
0000316208	FOREMAN COMPUTER MAINTENANCE	53,830.40	53,830.40	0.00	52,588.16	13,315.26	1,242.24	67,145.66
0000303676	*INSPECTOR	40,206.40	41,267.20	1,060.80	36,635.04	11,455.87	225.00	48,315.91
0000317879	RESIDENT ENGINEER	85,053.28	85,053.28	0.00	32,713.09	0.00	0.00	32,713.09
0000321413	*BUS OPERATOR	37,606.40	40,643.20	3,036.80	42,252.81	9,570.85	0.00	51,823.66
0000304161	RAIL CAR MAINT POL COORDINATOR	52,962.26	52,962.26	0.00	50,925.53	0.00	5,975.24	56,900.77
0000324538	*SERVICEPERSON I (A)	32,281.60	32,281.60	0.00	28,471.44	1,757.64	0.00	30,229.08
0000320483	*MATERIAL CONTROLLER	40,643.20	40,643.20	0.00	33,363.32	2,447.91	0.00	35,811.23
0000321542	*BUS OPERATOR	37,606.40	40,643.20	3,036.80	41,744.88	2,576.46	0.00	44,321.34
0000324691	*MOBILITY OPERATOR	23,358.40	24,564.80	1,206.40	23,622.23	3,501.60	0.00	27,123.83
0000303669	DEPARTMENT ADMINISTRATOR	55,580.20	55,580.20	0.00	55,580.98	0.00	1,282.63	56,863.61
0000317860	*BUS OPERATOR	40,643.20	40,643.20	0.00	44,152.93	4,425.18	0.00	48,578.11

MARTOC REPORT

EE NUMBER	TITLE	FY 11 BASE SALARY	FY 12 BASE SALARY	DIFFERENCE +/-	REGULAR EARNINGS	OVERTIME EARNINGS	OTHER EARNINGS	TOTAL EARNINGS
0000303488	*BUS OPERATOR	40,643.20	40,643.20	0.00	31,884.28	985.28	0.00	32,869.56
0000317776	*STATION AGENT	37,169.60	37,169.60	0.00	35,455.76	26,282.36	0.00	61,738.12
0000303405	SUPV CAR REPAIR INSPECTION	57,054.40	57,054.40	0.00	56,615.52	14,291.03	3,291.60	74,198.15
0000302909	*REVENUE AGENT	41,308.80	41,308.80	0.00	42,450.55	1,191.60	0.00	43,642.15
0000327578	CONTRACT PROFESSIONAL	122,850.00	122,850.00	0.00	80,797.50	0.00	0.00	80,797.50
0000303608	*BUS OPERATOR	40,643.20	40,643.20	0.00	41,935.04	5,576.99	0.00	47,512.03
0000305807	*JOURNEYMAN ET-RAIL CAR MAINT	43,804.80	43,804.80	0.00	41,257.25	465.96	225.00	41,948.21
0000322666	*BUS OPERATOR	37,606.40	40,643.20	3,036.80	39,356.80	4,933.66	0.00	44,290.46
0000303173	*BUS DISPATCHER (BLOCKOUT)	41,662.40	41,662.40	0.00	43,329.43	9,013.60	0.00	52,343.03
0000305756	*RAIL OPERATOR	40,643.20	40,643.20	0.00	41,180.77	9,094.37	0.00	50,275.14
0000324687	*MOBILITY OPERATOR	23,358.40	24,564.80	1,206.40	20,676.62	213.36	0.00	20,889.98
0000304825	*BUS OPERATOR	40,643.20	40,643.20	0.00	44,069.54	19,963.43	180.16	64,213.13
0000315035	DIVISION DISPATCHER	48,048.00	48,048.00	0.00	48,048.00	2,795.10	4,158.00	55,001.10
0000303144	SUPV BUS MAINTENANCE	53,248.00	53,248.00	0.00	53,248.00	15,283.20	0.00	68,531.20
0000302566	*JOURNEYMAN AUTOMOTIVE TECH	43,804.80	43,804.80	0.00	45,655.43	6,894.56	225.00	52,774.99
0000305607	*STATION AGENT	37,169.60	37,169.60	0.00	41,774.01	21,712.22	142.96	63,629.19
0000320768	*JOURNEYMAN SUPPORT EQUIPMENT	43,804.80	43,804.80	0.00	44,257.59	2,819.42	0.00	47,077.01
0000321373	*BUS OPERATOR	37,606.40	40,643.20	3,036.80	45,393.95	3,920.00	0.00	49,313.95
0000316340	*REVENUE AGENT	41,308.80	41,308.80	0.00	42,311.75	4,565.38	0.00	46,877.13
0000306060	TRANSIT POLICE OFFICER SR	54,787.20	54,787.20	0.00	55,774.95	36,773.97	3,160.80	95,709.72
0000304636	RAIL SERVICES CONTROLLER	58,323.20	58,323.20	0.00	57,930.64	3,869.52	5,047.20	66,847.36
0000304410	*MOBILITY OPERATOR	30,409.60	30,409.60	0.00	30,441.63	2,516.60	116.96	33,075.19
0000318737	CRIMINAL JUSTICE INFO TECH REC	31,761.60	31,761.60	0.00	31,889.76	189.00	0.00	32,078.76
0000319072	*BUS OPERATOR	34,548.80	37,606.40	3,057.60	38,017.73	1,364.50	0.00	39,382.23
0000326617	(DATE LAST EMPLOYED 15-JUN-12) *BUS OPERATOR	28,454.40	28,454.40	0.00	21,133.71	669.99	0.00	21,803.70
0000303192	*BUS OPERATOR	40,643.20	40,643.20	0.00	43,530.15	62.44	0.00	43,592.59
0000315162	*BUS OPERATOR	40,643.20	40,643.20	0.00	41,896.94	7,876.04	0.00	49,772.98
0000315012	*JOURNEYMAN ELEC POWER ELECT	43,804.80	43,804.80	0.00	44,570.86	21,020.40	225.00	65,816.26
0000304070	*BUS OPERATOR	40,643.20	40,643.20	0.00	38,122.84	8,475.84	0.00	46,598.68
0000304084	TRANSIT POLICE SERGEANT	63,398.40	65,936.00	2,537.60	66,039.10	14,582.99	0.00	80,622.09
0000306136	*TRANSPORTATION ASSISTANT	31,699.20	31,699.20	0.00	33,022.19	5.72	0.00	33,027.91
0000315064	*BUS OPERATOR	40,643.20	40,643.20	0.00	41,843.67	13,071.08	0.00	54,914.75
0000305259	*BUS OPERATOR	40,643.20	40,643.20	0.00	42,907.05	3,985.06	0.00	46,892.11
0000326196	QA ENGINEER (DATE LAST EMPLOYED 04-NOV-11)	73,757.32	73,757.32	0.00	24,964.34	0.00	0.00	24,964.34

MARTOC REPORT

EE NUMBER	TITLE	FY 11	FY 12	DIFFERENCE	REGULAR	OVERTIME	OTHER	TOTAL
		BASE SALARY	BASE SALARY	+/-	EARNINGS	EARNINGS	EARNINGS	EARNINGS
0000320319	*RAIL STATION CLEANER	28,412.80	28,412.80	0.00	25,598.88	1,342.11	0.00	26,940.99
0000322492	*RAIL STATION CLEANER	28,412.80	28,412.80	0.00	29,271.07	6,070.17	0.00	35,341.24
0000303693	EXECUTIVE ADMINISTRATOR	65,826.02	65,826.02	0.00	65,775.79	0.00	5,063.55	70,839.34
0000306036	FOREMAN TRACK & STRCT	52,104.00	52,104.00	0.00	52,104.09	21,042.11	4,008.00	77,154.20
0000318043	*SERVICEPERSON I	30,472.00	31,824.00	1,352.00	33,224.18	987.90	234.40	34,446.48
0000316415	*BUS OPERATOR	40,643.20	40,643.20	0.00	32,915.29	241.29	0.00	33,156.58
0000302962	*INSPECTOR	43,118.40	43,118.40	0.00	41,935.12	3,202.91	225.00	45,363.03
0000304113	*MATERIAL CONTROLLER	42,369.60	42,369.60	0.00	42,740.43	970.13	0.00	43,710.56
0000303702	*AA INSPECTOR (DATE LAST EMPLOYED 01-FEB-12)	43,804.80	43,804.80	0.00	28,479.89	0.00	0.00	28,479.89
0000320035	*JOURNEYMAN ET-RAIL CAR MAINT	43,804.80	43,804.80	0.00	45,360.57	3,680.28	225.00	49,265.85
0000302929	*BUS OPERATOR	40,643.20	40,643.20	0.00	33,372.74	4,507.09	0.00	37,879.83
0000303716	SUPV BUS TRANSPORTATION	52,644.80	52,644.80	0.00	52,644.80	26,727.40	3,543.40	82,915.60
0000302698	*BUS OPERATOR	40,643.20	40,643.20	0.00	42,007.72	7,667.75	0.00	49,675.47
0000302169	*BUS OPERATOR (DATE LAST EMPLOYED 23-MAR-12)	40,643.20	40,643.20	0.00	32,245.18	4,419.87	0.00	36,665.05
0000302201	INSTRUCTOR RAIL OPERATIONS (DATE LAST EMPLOYED 01-JUL-12)	64,188.80	64,188.80	0.00	64,188.80	370.32	0.00	64,559.12
0000302161	SUPV CUSTOMER SERVICES CENTER	38,306.58	53,000.22	14,693.64	50,739.99	0.00	0.00	50,739.99
0000318740	SR EXECUTIVE ADMINISTRATOR	69,117.36	69,117.36	0.00	69,117.78	0.00	1,595.02	70,712.80
0000323701	*SERVICEPERSON IV	32,281.60	34,008.00	1,726.40	33,384.05	4,034.20	0.00	37,418.25
0000323946	SR REGIONAL PLANNER	70,076.50	70,076.50	0.00	70,077.43	0.00	0.00	70,077.43
0000316028	SUPT RAIL CAR MAINT	53,248.00	69,119.96	15,871.96	60,573.53	9,804.80	3,710.04	74,088.37
0000302013	*JOURNEYMAN ET-TRAIN CONTROL	43,804.80	43,804.80	0.00	45,823.91	19,388.39	225.00	65,437.30
0000303028	*SERVICEPERSON V	43,118.40	43,118.40	0.00	47,366.23	11,559.57	0.00	58,925.80
0000302609	LINE SUPERVISOR (DATE LAST EMPLOYED 01-MAR-12)	53,497.60	53,497.60	0.00	36,728.16	9,645.00	1,251.80	47,624.96
0000304401	*JOURNEYMAN ET-RADIO MAINT	42,390.40	43,804.80	1,414.40	26,276.50	9,439.80	225.00	35,941.30
0000319030	*BUS OPERATOR	40,643.20	40,643.20	0.00	39,541.55	3,390.44	0.00	42,931.99
0000320107	TRANSIT POLICE OFFICER SR	50,668.80	52,686.40	2,017.60	48,038.67	39,989.25	6,914.10	94,942.02
0000303905	*JOURNEYMAN SUPPORT EQUIPMENT	43,804.80	43,804.80	0.00	46,597.87	884.52	225.00	47,707.39
0000305242	*BUS OPERATOR	40,643.20	40,643.20	0.00	37,309.12	5,659.70	0.00	42,968.82
0000306638	*BUS OPERATOR	40,643.20	40,643.20	0.00	43,827.11	36,292.57	0.00	80,119.68
0000316658	*RAIL OPERATOR	40,643.20	40,643.20	0.00	44,779.41	4,268.72	0.00	49,048.13
0000303021	SUPV RAIL YARD TOWER	52,686.40	52,686.40	0.00	52,483.76	1,614.81	0.00	54,098.57
0000303134	*STRUCTURAL INSPECTOR	43,118.40	43,118.40	0.00	44,360.44	6,024.71	0.00	50,385.15
0000322356	*TRAFFIC CHECKER	23,628.80	26,499.20	2,870.40	27,350.39	7,288.38	0.00	34,638.77
0000323247	*BUS OPERATOR	34,548.80	37,606.40	3,057.60	38,742.86	4,724.65	0.00	43,467.51

MARTOC REPORT

EE NUMBER	TITLE	FY 11	FY 12	DIFFERENCE	REGULAR	OVERTIME	OTHER	TOTAL
		BASE SALARY	BASE SALARY	+/-	EARNINGS	EARNINGS	EARNINGS	EARNINGS
0000306640	*JOURNEYMAN ELEC POWER ELECT	43,804.80	43,804.80	0.00	46,619.15	4,114.64	225.00	50,958.79
0000306624	*RAIL OPERATOR	40,643.20	40,643.20	0.00	42,381.13	781.60	0.00	43,162.73
0000320591	FARE COLLECTION PROCESSOR (DATE LAST EMPLOYED 27-APR-12)	22,483.50	22,483.50	0.00	19,017.24	2,066.89	540.65	21,624.78
0000305085	*BUS OPERATOR	40,643.20	40,643.20	0.00	47,743.31	17,031.55	0.00	64,774.86
0000317324	*JOURNEYMAN SUPPORT EQUIPMENT	43,804.80	43,804.80	0.00	44,918.33	8,000.20	225.00	53,143.53
0000321221	TRANSIT POLICE OFFICER SR	48,713.60	50,668.80	1,955.20	41,685.31	21,869.49	0.00	63,554.80
0000320853	*SERVICEPERSON I (A)	32,281.60	32,281.60	0.00	34,077.84	9,517.20	0.00	43,595.04
0000303296	*AA INSPECTOR	43,804.80	43,804.80	0.00	46,177.31	9,550.68	225.00	55,952.99
0000320590	*BUS OPERATOR	40,643.20	40,643.20	0.00	42,979.71	5,483.94	0.00	48,463.65
0000303095	*RAIL STATION CLEANER	28,412.80	28,412.80	0.00	29,678.54	9,322.95	0.00	39,001.49
0000305029	*APPRENTICE MECHANIC	30,680.00	36,920.00	6,240.00	33,842.57	747.69	0.00	34,590.26
0000306256	*AA INSPECTOR	43,804.80	43,804.80	0.00	45,024.31	2,084.97	225.00	47,334.28
0000302874	*RAIL OPERATOR	40,643.20	40,643.20	0.00	44,952.01	4,288.77	0.00	49,240.78
0000306145	SUPV RAIL LINE	48,048.00	48,048.00	0.00	48,022.59	8,802.13	4,620.00	61,444.72
0000305893	SUPT RAIL LINE	71,282.38	71,282.38	0.00	71,282.65	0.00	6,835.82	78,118.47
0000304524	SUPV RAIL LINE	52,790.40	52,790.40	0.00	52,790.40	14,574.55	11,674.80	79,039.75
0000322235	*MOBILITY OPERATOR	26,083.20	27,414.40	1,331.20	29,676.68	11,765.09	105.44	41,547.21
0000322005	*JOURNEYMAN RAIL CAR MECHANIC	39,603.20	41,392.00	1,788.80	42,552.96	6,261.82	450.00	49,264.78
0000303047	*BUS OPERATOR	40,643.20	40,643.20	0.00	33,927.31	8,448.52	0.00	42,375.83
0000303962	*BUS OPERATOR	40,643.20	40,643.20	0.00	38,452.57	2,176.07	0.00	40,628.64
0000326525	PROTECTIVE SPEC POLICE CADET	26,561.60	26,561.60	0.00	25,450.61	12,316.71	0.00	37,767.32
0000302047	*RAIL OPERATOR	40,643.20	40,643.20	0.00	42,939.02	15,995.70	0.00	58,934.72
0000304566	FARE COLLECTION PROCESSOR	28,450.50	28,450.50	0.00	29,253.24	3,419.68	1,078.07	33,750.99
0000302472	*TRACK MAINTAINER	43,118.40	43,118.40	0.00	44,593.75	4,944.20	0.00	49,537.95
0000320354	REVENUE OPERATIONS ANALYST II	51,304.50	51,304.50	0.00	51,304.78	0.00	0.00	51,304.78
0000302893	SUPV RAIL LINE	48,048.00	48,048.00	0.00	48,048.00	15,269.14	6,568.03	69,885.17
0000302709	*BUS OPERATOR	40,643.20	40,643.20	0.00	42,287.85	13,743.97	0.00	56,031.82
0000305631	*BUS OPERATOR	40,643.20	40,643.20	0.00	37,676.33	942.52	0.00	38,618.85
0000302664	*RAIL OPERATOR	40,643.20	40,643.20	0.00	39,816.05	1,581.39	0.00	41,397.44
0000303776	*BUS OPERATOR	40,643.20	40,643.20	0.00	37,331.88	4,691.05	0.00	42,022.93
0000305718	MGR AUDIT	82,772.56	82,772.56	0.00	82,773.08	0.00	0.00	82,773.08
0000304879	SUPV PARKING SERVICES	35,782.50	35,782.50	0.00	35,507.51	1,348.76	1,376.25	38,232.52
0000303365	*RAIL OPERATOR	40,643.20	40,643.20	0.00	39,643.49	1,256.36	0.00	40,899.85
0000305484	SR WARRANTY COORDINATOR	57,401.76	57,401.76	0.00	57,401.82	0.00	4,415.52	61,817.34
0000304960	RIDESTORE ASSISTANT	29,172.00	29,172.00	0.00	29,149.56	673.20	3,590.40	33,413.16

MARTOC REPORT

EE NUMBER	TITLE	FY 11 BASE SALARY	FY 12 BASE SALARY	DIFFERENCE +/-	REGULAR EARNINGS	OVERTIME EARNINGS	OTHER EARNINGS	TOTAL EARNINGS
0000304065	*BUS OPERATOR	40,643.20	40,643.20	0.00	38,168.99	559.05	0.00	38,728.04
0000324941	AUDITOR I	37,706.50	37,706.50	0.00	37,707.00	0.00	0.00	37,707.00
0000306875	CIVIL ENGINEER VI	84,189.04	84,189.04	0.00	84,190.45	0.00	0.00	84,190.45
0000304639	DIR TRAINING	99,185.58	99,185.58	0.00	99,185.99	0.00	0.00	99,185.99
0000302593	SUPV BUS TRANSPORTATION	48,048.00	48,048.00	0.00	48,048.00	11,330.55	2,587.20	61,965.75
0000315279	*BUS OPERATOR	40,643.20	40,643.20	0.00	42,725.92	6,317.17	0.00	49,043.09
0000319677	*JOURNEYMAN RAIL CAR MECHANIC	43,804.80	43,804.80	0.00	41,590.51	7,779.05	225.00	49,594.56
0000302359	*JOURNEYMAN ET-COMPUTER MAINT	39,603.20	43,804.80	4,201.60	42,349.51	3,171.88	225.00	45,746.39
0000322969	TRANSIT POLICE OFFICER SR	43,305.60	45,032.00	1,726.40	45,419.34	36,400.51	4,316.62	86,136.47
0000317289	DEPARTMENT ADMINISTRATOR	55,580.20	55,580.20	0.00	53,656.94	0.00	5,344.32	59,001.26
0000305182	*JOURNEYMAN RAIL CAR MECHANIC	39,603.20	43,804.80	4,201.60	46,305.77	2,629.23	450.00	49,385.00
0000322042	*MOBILITY OPERATOR	26,083.20	27,414.40	1,331.20	23,988.79	611.44	0.00	24,600.23
0000302921	CUSTOMER CARE SPEC	38,306.58	38,306.58	0.00	37,275.71	0.00	1,473.34	38,749.05
0000317717	SUPV RAIL LINE	48,048.00	48,048.00	0.00	44,905.86	3,815.05	0.00	48,720.91
0000304718	*MOBILITY OPERATOR	30,409.60	30,409.60	0.00	30,524.12	1,140.49	0.00	31,664.61
0000303160	*DYNAMOMETER OPERATOR	43,804.80	43,804.80	0.00	48,319.04	25,453.76	225.00	73,997.80
0000322147	SUPV BUS MAINTENANCE	52,104.00	52,104.00	0.00	51,202.20	6,763.60	4,859.70	62,825.50
0000303987	*RAIL OPERATOR	40,643.20	40,643.20	0.00	42,188.36	9,056.16	0.00	51,244.52
0000316210	TRANSIT POLICE OFFICER SR	56,971.20	54,787.20	-2,184.00	57,428.44	19,295.73	0.00	76,724.17
0000304292	*MATERIAL CONTROLLER	43,659.20	42,369.60	-1,289.60	45,218.09	4,219.04	0.00	49,437.13
0000326785	*MOBILITY OPERATOR	23,358.40	23,358.40	0.00	21,360.43	1,482.44	0.00	22,842.87
0000318103	TRANSIT POLICE OFFICER SR	50,668.80	52,686.40	2,017.60	52,514.91	16,887.88	0.00	69,402.79
0000302831	INSURANCE SPECIALIST	50,251.50	50,251.50	0.00	50,251.76	0.00	2,900.42	53,152.18
0000302975	ACCOUNTANT III	58,520.80	58,520.80	0.00	55,820.45	0.00	6,340.71	62,161.16
0000303667	*BUS DISPATCHER (BLOCKOUT)	41,662.40	41,662.40	0.00	44,713.37	8,689.94	0.00	53,403.31
0000323706	*BUS OPERATOR	34,548.80	37,606.40	3,057.60	34,032.88	2,215.19	132.88	36,380.95
0000327670	*JOURNEYMAN ET-TRAIN CONTROL	41,080.00	41,080.00	0.00	24,080.98	749.58	0.00	24,830.56
0000305495	SUPT RAIL LINE	63,595.22	63,595.22	0.00	63,595.48	0.00	11,006.87	74,602.35
0000302395	*AA INSPECTOR	43,118.40	43,804.80	686.40	44,534.08	9,141.94	225.00	53,901.02
0000304288	TRANSIT POLICE SERGEANT	65,936.00	65,936.00	0.00	65,571.45	39,466.68	9,446.60	114,484.73
0000304990	TRANSIT POLICE LIEUTENANT	71,739.20	74,609.60	2,870.40	64,938.04	21,293.34	12,157.53	98,388.91
0000303700	TRAIN CONTROL ENGINEER	68,995.16	68,995.16	0.00	68,995.52	0.00	8,388.77	77,384.29
0000303515	PLANNER COMM COMPTR & FARECOLL	52,686.40	52,686.40	0.00	52,673.08	278.63	3,039.60	55,991.31
0000306330	*BUS OPERATOR	40,643.20	40,643.20	0.00	38,731.64	3,058.22	0.00	41,789.86

MARTOC REPORT

EE NUMBER	TITLE	FY 11 BASE SALARY	FY 12 BASE SALARY	DIFFERENCE +/-	REGULAR EARNINGS	OVERTIME EARNINGS	OTHER EARNINGS	TOTAL EARNINGS
0000304378	*BUS OPERATOR	40,643.20	40,643.20	0.00	41,901.11	1,598.22	0.00	43,499.33
0000306365	FARE COLLECTION ASST	28,879.50	28,879.50	0.00	29,487.00	2,465.97	0.00	31,952.97
0000318964	*RAIL STATION CLEANER	28,412.80	28,412.80	0.00	29,777.45	2,930.07	0.00	32,707.52
0000322158	GIS ANALYST	63,557.26	63,557.26	0.00	34,956.69	0.00	6,092.40	41,049.09
0000327140	CONTRACT PROFESSIONAL	97,500.00	97,500.00	0.00	79,800.00	0.00	0.00	79,800.00
0000306178	*ADMIN CLERK	31,699.20	31,699.20	0.00	30,715.03	950.55	0.00	31,665.58
0000304593	ACCOUNTANT III	59,178.86	59,178.86	0.00	59,179.30	0.00	0.00	59,179.30
Total Number Of Employees								4172

